



AvayaLive™ Engage quick reference guide

Mouse navigation

Use the mouse to steer and look around.

Task	Mouse action
To interact with objects in the environment	Click the mouse when the cursor is over the object.
To configure objects in the environment	Right-click the mouse when the cursor is over the object.
To zoom in and zoom out	Use the scroll button on your mouse.








Keyboard shortcut keys

Use the shortcut keys on the keyboard to move and interact in the environment.

Task	Key
To move forward	Press the Up arrow key or W
To move back	Press the Down arrow key or S
To view the online help	Press F1
To personalize your avatar	Press F2
To configure and troubleshoot the audio	Press F3
To gain access to the Options menu	Press F4
To show or hide the name labels	Press F6
To pin/unpin the minimap	Press F8
To use the laser pointer	Press L
To mute and unmute the audio	Press M
To send a text chat to users in the environment	Press T
To switch between the first person view and the third person view	Press V
To jump in the environment	Press Spacebar

Task	Key
To escape or release the cursor from the environment	Press Esc
To switch to a full screen view	Press Alt + Enter
To zoom in and zoom out	Use the plus key (+) and minus key (-) keys

Cursor controls

Cursor image	Cursor image description
	You can now interact with an AvayaLive™ Engage object, such as a projection screen, a door lock, a drop box, or a desktop sharing location.
	You can move through the AvayaLive™ Engage environment.
	You cannot enter this area or you cannot interact with this AvayaLive™ Engage object.
	You are approaching a AvayaLive™ Engage object, but are not yet close enough to interact with the object.
	You can now interact with a Web page projection and click the links on that Web page.
	You can magnify to view a shared desktop in a pop-in window.
	You can interact with a document or a Web renderer surface.

Gestures

Use the shortcut keys on the keyboard for gestures.

Task	Key
To show enthusiasm	Press 0
To wave	Press 1
To raise your hand	Press 2
To clap	Press 3
To point	Press 4
To refuse	Press 5
To shrug	Press 6
To use talking gestures	Press 7

Task	Key
To use speech gestures	Press 8
To short wave	Press 9