



DEFINITY®

Enterprise Communications Server

Application Notes for Type Approval

Comcode 108343302

Issue 1

June 1999

Notice

Every effort was made to ensure that the information in this book was complete and accurate at the time of printing. However, information is subject to change.

Your Responsibility for Your System's Security

Toll fraud is the unauthorized use of your telecommunications system by an unauthorized party, for example, persons other than your company's employees, agents, subcontractors, or persons working on your company's behalf. Note that there may be a risk of toll fraud associated with your telecommunications system and, if toll fraud occurs, it can result in substantial additional charges for your telecommunications services.

You and your system manager are responsible for the security of your system, such as programming and configuring your equipment to prevent unauthorized use. The system manager is also responsible for reading all installation, instruction, and system administration documents provided with this product in order to fully understand the features that can introduce risk of toll fraud and the steps that can be taken to reduce that risk. Lucent Technologies does not warrant that this product is immune from or will prevent unauthorized use of common-carrier telecommunication services or facilities accessed through or connected to it. Lucent Technologies will not be responsible for any charges that result from such unauthorized use.

Lucent Technologies Fraud Intervention

If you *suspect that you are being victimized* by toll fraud and you need technical support or assistance, call Technical Service Center Toll Fraud Intervention Hotline at 1 800 643-2353.

Federal Communications Commission Statement

Part 15: Class A Statement. This equipment has been tested and found to comply with the limits for a Class A digital device, pursuant to Part 15 of the FCC Rules. These limits are designed to provide reasonable protection against harmful interference when the equipment is operated in a commercial environment. This equipment generates, uses, and can radiate radio-frequency energy and, if not installed and used in accordance with the instructions, may cause harmful interference to radio communications. Operation of this equipment in a residential area is likely to cause harmful interference, in which case the user will be required to correct the interference at his own expense.

Canadian Department of Communications (DOC)

Interference Information

This digital apparatus does not exceed the Class A limits for radio noise emissions set out in the radio interference regulations of the Canadian Department of Communications.

Le Présent Appareil Numérique n'émet pas de bruits radioélectriques dépassant les limites applicables aux appareils numériques de la class A prescrites dans le reglement sur le brouillage radioélectrique édicté par le ministère des Communications du Canada.

Trademarks

See the preface of this document.

European Union Declaration of Conformity

The "CE" mark affixed to the DEFINITY® equipment described in this book indicates that the equipment conforms to the following European Union (EU) Directives:

- Electromagnetic Compatibility (89/336/EEC)
- Low Voltage (73/23/EEC)
- Telecommunications Terminal Equipment (TTE) i-CTR3 BRI and i-CTR4 PRI

For more information on standards compliance, contact your local distributor.

Comments

To comment on this document, return the comment card at the front of the document.

Acknowledgment

This document was prepared by the Product Documentation Development, Lucent Technologies, Denver, CO.

Contents

<u>Contents</u>	<u>iii</u>
<u>Application Notes for Type Approval</u>	<u>1</u>
■ <u>Introduction</u>	<u>1</u>
■ <u>General Overview</u>	<u>2</u>
<u>Speech Synthesis Circuit Packs</u>	<u>2</u>
<u>Processing and Environmental CPs</u>	<u>3</u>
<u>Hardware Administration Country Codes</u>	<u>19</u>
<u>Recommended Country Codes</u>	<u>20</u>
■ <u>Country-Specific Configuration and Administration</u>	<u>22</u>
■ <u>Argentina</u>	<u>23</u>
<u>Feature Administration</u>	<u>24</u>
<u>System Parameter Administration</u>	<u>25</u>
<u>Trunk Group Administration</u>	<u>30</u>
<u>Digital Trunk Administration</u>	<u>34</u>
■ <u>Australia</u>	<u>37</u>
<u>Country-Specific Features</u>	<u>38</u>
<u>Feature Administration</u>	<u>38</u>
<u>System Parameter Administration</u>	<u>39</u>
■ <u>Belgium & Luxembourg</u>	<u>45</u>
<u>Feature Administration</u>	<u>46</u>
<u>System Parameter Administration</u>	<u>47</u>
■ <u>Bolivia</u>	<u>55</u>
<u>Feature Administration</u>	<u>56</u>
<u>System Administration</u>	<u>57</u>
<u>Trunk Group Administration</u>	<u>62</u>
■ <u>Brazil</u>	<u>68</u>
<u>Country-Specific Feature</u>	<u>69</u>
<u>Feature Administration</u>	<u>69</u>
<u>System Parameter Administration</u>	<u>70</u>
<u>Trunk Group Administration</u>	<u>79</u>
<u>Digital Trunk Administration</u>	<u>84</u>
■ <u>Canada & U.S.</u>	<u>86</u>
■ <u>Chile</u>	<u>88</u>

Feature Administration	89
System Parameters Administration	90
Trunk Group Administration	95
DS1 for ISDN trunks to the PPT	100
■ China	101
Country-Specific Feature	102
Feature Administration	102
System Parameters Administration	103
Interactions	115
■ Colombia	117
■ Costa Rica	119
Feature Administration	120
System Parameter Administration	121
Trunk Group Administration	126
■ Czech Republic	134
Feature Administration	135
System Parameter Administration	136
■ Ecuador	153
Feature Administration	154
■ France	161
Feature Administration	162
System Parameter Administration	163
Set Options	172
■ Germany	187
Feature Administration	188
System Parameter Administration	189
■ Greece	217
Feature Administration	218
■ Hong Kong	225
Feature Administration	226
System Parameter Administration	227
■ Hungary	233
Country-Specific Feature	234
Feature Administration	234
System Parameter Administration	235

<u>Hungarian Private Network Administration</u>	244
■ <u>India</u>	247
<u>Feature Administration</u>	248
<u>System Parameter Administration</u>	249
<u>Trunk Group Administration</u>	256
■ <u>Indonesia</u>	260
■ <u>Israel</u>	262
■ <u>Italy (Lucent Technologies)</u>	264
<u>Country-Specific Feature</u>	265
<u>Feature Administration</u>	265
<u>System Parameter Administration</u>	266
■ <u>Italy-Italtel</u>	280
<u>Feature Administration</u>	281
<u>System Parameter Administration</u>	282
■ <u>Japan</u>	291
<u>Feature Administration</u>	292
<u>System Parameter Administration</u>	293
<u>2Mbit Trunk (TN2242)</u>	299
<u>Incoming Call Line Identification on Analog Trunks</u>	300
■ <u>Macedonia</u>	303
■ <u>Malaysia</u>	305
<u>Trunk Group Administration</u>	306
■ <u>Mexico</u>	310
<u>Feature Administration</u>	311
<u>System Parameter Administration</u>	312
■ <u>Netherlands</u>	319
<u>Feature Administration</u>	320
<u>ARS/AAR Administration</u>	320
<u>System Parameter Administration</u>	320
■ <u>New Zealand</u>	328
■ <u>Panama</u>	330
<u>Feature Administration</u>	331
<u>Feature-Related System Parameters</u>	332
■ <u>Philippines</u>	343
■ <u>Poland</u>	345

<u>Feature Administration</u>	<u>346</u>
<u>System Parameter Administration</u>	<u>347</u>
■ <u>Republic of Korea</u>	<u>355</u>
■ <u>Russia</u>	<u>357</u>
<u>Country-Specific Features</u>	<u>358</u>
<u>Feature Administration</u>	<u>358</u>
<u>System Parameter Administration</u>	<u>360</u>
■ <u>Saudi Arabia</u>	<u>367</u>
<u>Feature Administration</u>	<u>368</u>
<u>System Parameter Administration</u>	<u>369</u>
■ <u>Singapore</u>	<u>375</u>
<u>Feature Administration</u>	<u>376</u>
<u>System Parameter Administration</u>	<u>377</u>
■ <u>Slovak Republic</u>	<u>383</u>
<u>Feature Administration</u>	<u>384</u>
<u>System Parameter Administration</u>	<u>385</u>
■ <u>South Africa</u>	<u>402</u>
<u>Feature Administration</u>	<u>403</u>
<u>System Parameter Administration</u>	<u>404</u>
<u>Station Administration</u>	<u>417</u>
■ <u>Spain</u>	<u>419</u>
<u>Country-Specific Features</u>	<u>420</u>
<u>Feature Administration</u>	<u>420</u>
<u>System Parameter Administration</u>	<u>420</u>
■ <u>Sri Lanka</u>	<u>432</u>
■ <u>Switzerland</u>	<u>434</u>
■ <u>Taiwan</u>	<u>436</u>
<u>Feature Administration</u>	<u>437</u>
<u>System Parameter Administration</u>	<u>438</u>
■ <u>Thailand</u>	<u>443</u>
■ <u>Trinidad & Tobago</u>	<u>445</u>
<u>Feature Administration</u>	<u>446</u>
<u>Feature-Related System Parameters</u>	<u>447</u>
■ <u>United Kingdom</u>	<u>458</u>
<u>Feature Administration</u>	<u>459</u>

<u>System Parameter Administration</u>	<u>460</u>
■ <u>Venezuela</u>	<u>467</u>
<u>Feature Administration</u>	<u>468</u>
<u>System Parameter Administration</u>	<u>469</u>
■ <u>Vietnam</u>	<u>475</u>

Application Notes for Type Approval

Introduction

The Application Note for Type Approval contains information concerning the DEFINITY Enterprise Communications Server (ECS) and how it should be configured and administered to meet in-country type approval requirements. By following these guidelines, you can set up a system that allows basic analog and digital calls on Central Office (CO), Direct Inward Dialing (DID), and Tie trunks and provides basic interworking with the Public Telephone Network. Also noted are unique features available when certain country codes are administered.

This book reflects the administration of DEFINITY ECS Release 7 features and all incremental releases up to and including Release 7.1. It is organized as follows:

- A general overview presents certain system-wide options (such as tone plans and country codes)
- Specific sections outline the administration and configuration items pertinent to each country

Each country-specific section provides a brief background on key aspects of that country's Public Network (PN) such as major analog and digital standards, availability of PPM, dial-pulse ratios, and so on. Next, it provides information to help you configure the switch for connection to in-country analog and digital Public Network Trunks (PNT) and selection of proper call-progress tones provided by DEFINITY ECS.

To fully implement DEFINITY ECS, refer to the *DEFINITY ECS Administrator's Guide* for more in-depth information.

General Overview

This section presents certain system-wide options (such as tone plans and country codes). Throughout the tables in this document, circuit pack apparatus codes marked with “>” are those preferred and expected to ship with new systems. They are also the new circuit packs shipped to provide upgrades or additions to existing systems. Those marked with “#” are planned to be preferred, but pending Type Approval. The other codes shown have been used in the recent past and are also acceptable.

Speech Synthesis Circuit Packs

Table 1. Speech Synthesis CP Capabilities

Feature	TN725B	TN457	TN433
Automatic Wakeup Call (in Hotel/Motel Application)	Yes	No	No
Auto Circuit Assurance	Yes	Yes	Yes
Leave Word Calling	Yes	Yes	Yes
Visually-Impaired Attendant Service (VIAS)	No	Yes	Yes
A-law	No	Yes	Yes
Mu-law	Yes	Yes	Yes

Processing and Environmental CPs

Table 2. Cabinet, Power, and Ring Generator Summary

Country	Cabinet Type and Power	AC Power Voltage and Frequency	Ring Generator
U.S. & Canada	GAC-MCC	120V/60Hz	20Hz
	AC-MCC	208V/60Hz	
	DC-MCC	240V/60Hz	
	AC-SCC		
	DC-SCC		
	AC-CSCC		
	AC-CMC		
Argentina	GAC-MCC	220V/50Hz	20Hz
	DC-MCC		
	AC-SCC		
	AC-CSCC		
	AC-CMC		
Australia	GAC-MCC	240V/50Hz	20Hz 25Hz
	DC-MCC		
	AC-SCC		
	DC-SCC		
	AC-CSCC		
	AC-CMC		
Belgium Luxembourg	GAC-MCC	220V/50Hz	25Hz
	DC-MCC		
	AC-SCC		
	AC-CSCC		
	AC-CMC		
Bolivia	GAC-MCC	220V/50Hz	20Hz
	DC-MCC		
	AC-SCC		
	AC-CSCC		
	AC-CMC		
Brazil	GAC-MCC	127V/60Hz	25Hz
	AC-MCC	220V/60Hz	
	DC-MCC		
	AC-SCC		
	DC-SCC		
	AC-CSCC		
	AC-CMC		

Continued on next page

Table 2. Cabinet, Power, and Ring Generator Summary — Continued

Country	Cabinet Type and Power	AC Power Voltage and Frequency	Ring Generator
Chile	GAC-MCC	220V/50Hz	20Hz
	AC-MCC		
	DC-MCC		
	AC-SCC		
	DC-SCC		
	AC-CSCC		
	AC-CMC		
China	GAC-MCC	220V/50Hz	20Hz
	DC-MCC		
	AC-SCC		
	DC-SCC		
	AC-CSCC		
	AC-CMC		
Columbia	GAC-MCC	120V/50Hz	20Hz
	DC-MCC	240V/50Hz	
	AC-SCC DC-SCC		
	AC-CSCC		
	AC-CMC		
Costa Rica	GAC-MCC	120V/60Hz	20Hz
	AC-MCC	240V/60Hz	
	DC-MCC		
	AC-SCC		
	DC-SCC		
	AC-CSCC		
	AC-CMC		
Czech Republic	GAC-MCC	220V/50Hz	25Hz
	DC-MCC		
	AC-SCC		
	AC-CSCC		
	AC-CMC		
Ecuador	GAC-MCC	120V/60Hz	20Hz
	AC-MCC	240V/60Hz	
	DC-MCC		
	AC-SCC		
	DC-SCC		
	AC-CSCC		
	AC-CMC		

Continued on next page

Table 2. Cabinet, Power, and Ring Generator Summary — Continued

Country	Cabinet Type and Power	AC Power Voltage and Frequency	Ring Generator
France	GAC-MCC	220V/50Hz	50Hz
	DC-MCC		
	AC-SCC		
	AC-CSCC		
	AC-CMC		
Germany	GAC-MCC	220V/50Hz	25Hz
	DC-MCC		
	AC-SCC		
	AC-CSCC		
	AC-CMC		
Greece	GAC-MCC	220V/50Hz	20Hz
	DC-MCC		
	AC-SCC		
	AC-CSCC		
	AC-CMC		
Hong Kong	GAC-MCC	200V/50Hz	20Hz
	DC-MCC		
	AC-SCC		
	DC-SCC		
	AC-CSCC		
Hungary	GAC-MCC	220V/50Hz	20Hz
	DC-MCC		
	AC-SCC		
	AC-CSCC		
	AC-CMC		
India	GAC-MCC	220V/50Hz	25Hz
	DC-MCC		
	AC-SCC		
	AC-CSCC		
	AC-CMC		
Indonesia	GAC-MCC	220V/50Hz	25Hz
	DC-MCC		
	AC-SCC		
	DC-SCC		
	AC-CMC		

Continued on next page

Table 2. Cabinet, Power, and Ring Generator Summary — Continued

Country	Cabinet Type and Power	AC Power Voltage and Frequency	Ring Generator
Israel	GAC-MCC DC-MCC AC-SCC AC-CSCC AC-CMC	230V/50Hz	
Italy(Italtel)	GAC-MCC DC-MCC AC-SCC AC-CSCC AC-CMC	220V/50Hz	20Hz
Italy(Lucent)	GAC-MCC DC-MCC AC-SCC AC-CSCC AC-CMC	220V/50Hz	25Hz
Japan	GAC-MCC AC-MCC DC-MCC AC-SCC DC-SCC AC-CSCC AC-CMC	100V/50Hz 100V/60Hz 200V/50Hz 200V/60Hz	20Hz
Macedonia	GAC-MCC AC-MCC DC-MCC AC-SCC DC-SCC AC-CSCC	220V/50Hz	20Hz
Malaysia	GAC-MCC DC-MCC AC-SCC DC-SCC AC-CSCC AC-CMC	240V/50Hz	20Hz

Continued on next page

Table 2. Cabinet, Power, and Ring Generator Summary — Continued

Country	Cabinet Type and Power	AC Power Voltage and Frequency	Ring Generator
Mexico	GAC-MCC	127V/60Hz	20Hz
	AC-MCC	220V/60Hz	
	DC-MCC		
	AC-SCC		
	DC-SCC		
	AC-CSCC		
	AC-CMC		
Netherlands	GAC-MCC	220V/50Hz	25Hz
	DC-MCC		
	AC-SCC		
	AC-CSCC		
	AC-CMC		
New Zealand	GAC-MCC	240V/50Hz	20Hz
	DC-MCC		
	AC-SCC		
	DC-SCC		
	AC-CSCC		
	AC-CMC		
Panama	GAC-MCC	120V/60Hz	20Hz
	AC-MCC	208V/60Hz	
	DC-MCC	240V/60Hz	
	AC-SCC		
	DC-SCC		
	AC-CSCC		
	AC-CMC		
Philippines	GAC-MCC	220V/50Hz	25Hz
	DC-MCC		
	AC-SCC		
	DC-SCC		
	AC-CMC		
Poland	GAC-MCC	220V/60Hz	20Hz / 25Hz
	DC-MCC		
	AC-SCC		
	DC-SCC		
	AC-CMC		

Continued on next page

Table 2. Cabinet, Power, and Ring Generator Summary — Continued

Country	Cabinet Type and Power	AC Power Voltage and Frequency	Ring Generator
Republic of Korea	GAC-MCC	110V/60Hz	20Hz
	DC-MCC	220V/60Hz	
	AC-SCC		
	DC-SCC		
	AC-CMC		
Russia	GAC-MCC	220V/50Hz	20Hz
	DC-MCC		
	AC-SCC		
	DC-SCC		
	AC-CSCC		
Saudi Arabia	GAC-MCC	110V/60Hz	20Hz
	AC-MCC	220V/50Hz	
	DC-MCC		
	AC-SCC		
	DC-SCC		
Singapore	GAC-MCC	230V/50Hz	20Hz
	DC-MCC		
	AC-SCC		
	DC-SCC		
	AC-CSCC		
Slovak Republic	GAC-MCC	220V/50Hz	25Hz
	DC-MCC		
	AC-SCC		
	DC-SCC		
	AC-CSCC		
South Africa	GAC-MCC	220-230V/50Hz	25Hz
	DC-MCC		
	AC-SCC		
	DC-SCC		
	AC-CSCC		
	AC-CMC		

Continued on next page

Table 2. Cabinet, Power, and Ring Generator Summary — Continued

Country	Cabinet Type and Power	AC Power Voltage and Frequency	Ring Generator
Spain	GAC-MCC DC-MCC AC-SCC AC-CSCC AC-CMC	220V/50Hz	25Hz
Sri Lanka	GAC-MCC DC-MCC AC-SCC AC-CSCC AC-CMC	220V/50Hz	25Hz
Switzerland	DC-MCC AC-SCC AC-CSCC AC-CMC	220V/50Hz	25Hz
Taiwan	GAC-MCC AC-MCC DC-MCC AC-SCC DC-SCC AC-CSCC AC-CMC	110V/60Hz 220V/60Hz	20Hz
Thailand	GAC-MCC DC-MCC AC-SCC DC-SCC AC-CSCC AC-CMC	220V/50Hz	20Hz
Trinidad & Tobago	AC-MCC DC-MCC AC-SCC DC-SCC AC-CSCC AC-CMC	120V/60Hz	20Hz

Continued on next page

Table 2. Cabinet, Power, and Ring Generator Summary — *Continued*

Country	Cabinet Type and Power	AC Power Voltage and Frequency	Ring Generator
United Kingdom	GAC-MCC	240V/50Hz	25Hz
	DC-MCC		
	AC-SCC		
	AC-CSCC		
	AC-CMC		
Venezuela	GAC-MCC	120V/60Hz	20Hz
	AC-MCC	240V/60Hz	
	DC-MCC		
	AC-SCC		
	DC-SCC		
	AC-CSCC		
	AC-CMC		
Vietnam	GAC-MCC	230V/50Hz	20Hz
	DC-MCC		
	AC-SCC		
	DC-SCC		
	AC-CSCC		
	AC-CMC		

Table 3. Equipment and Software Summary for DC Powered Multi-Carrier Cabinet (DC-MCC)

Equipment Codes	
J58890A	Multi-Carrier Cabinet
Equipped With:	
J58890CF	-48 Volt DC Power Distribution Unit
ED67077	Fan & Filter Assembly
Optionally Equipped With:	
J58890AF	Expansion Control Carrier
J58890AH	Control Carrier

Continued on next page

Table 3. Equipment and Software Summary for DC Powered
Multi-Carrier Cabinet (DC-MCC) — *Continued*

Equipment Codes	
J58890AJ	Duplicated Control Carrier
J58890AP	Control Carrier (Processor) Carrier (G3r)
J58890BB	Port Carrier
J58890SA	Switch Node Carrier (G3r)
J58890R	Enhanced DC Power System Cabinet

Carriers equipped with one 649A Power Supply, except J58890SA which is equipped with two.

Table 4. Equipment and Software Summary for AC Powered Multi-Carrier Cabinet (AC-MCC)

Equipment Codes	
J58890A	Multi-Carrier Cabinet
Equipped With:	
J58890CE	60Hz 120/208-240 Volt AC Power Distribution Unit
ED67077	Fan & Filter Assembly
Optionally Equipped With:	
J58890AF	Expansion Control Carrier
J58890AH	Control Carrier
J58890AJ	Duplicated Control Carrier
J58890AP	Control Carrier (Processor) Carrier (G3r)
J58890BB	Port Carrier
J58890SA	Switch Node Carrier (G3r)

Carriers equipped with 631DA and 631DB power supplies except J58890SA which is equipped with two 631DA.

Table 5. Equipment and Software Summary for DC Powered Single Carrier Cabinet (DC-SCC) Stack

Equipment Codes	
J58890H	Single Carrier Port Cabinet
J58890L	Single Carrier Control Cabinet
J58890M	Duplicated Single Carrier Control Cabinet
J58890N	Expansion Single Carrier Control Cabinet
Equipped With:	
676B	Power Supply
Optionally Equipped With:	
J58890R	Enhanced DC Power System Cabinet
J58890CG	DC Power Distribution Unit

Table 6. Equipment and Software Summary for AC Powered Single Carrier Cabinet (AC-SCC) Stack

Equipment Codes	
J58890H	Single Carrier Port Cabinet
J58890L	Single Carrier Control Cabinet
J58890M	Duplicated Single Carrier Control Cabinet
J58890N	Expansion Single Carrier Control Cabinet
Equipped With:	
WP-91153	Power Supply
1217A	Power Supply

Table 7. Equipment and Software Summary for AC Powered Compact Carrier Cabinet (AC-CSCC)

Equipment Codes	
J58890S	Compact Single Carrier Cabinet (not supported in Release 7 and later)
Equipped With:	
WP-90510	Power Supply

Table 8. Global AC Powered Multi-Carrier Cabinet (GAC-MCC)

Equipment Codes	
J58890A	Multi-Carrier Cabinet
Equipped With:	
J58890CH	50-60Hz 200-240 Volt AC/DC Power Distribution Unit (AC input with rectifiers to convert to DC distribution within cabinet)
ED67077	Fan & Filter Assembly
Optionally Equipped With:	
J58890AF	Expansion Control Carrier
J58890AH	Control Carrier
J58890AJ	Duplicated Control Carrier
J58890AP	Control Carrier (Processor) Carrier (G3r)
J58890BB	Port Carrier
J58890SA	Switch Node Carrier (G3r)

Carriers equipped with one 649A Power Supply, except J58890SA which is equipped with two.

Table 9. AC Powered Compact Modular Cabinet (AC-CMC)

Equipment Codes	
J58890T	Compact Modular Cabinet

Each equipped with 650A power supply.

Table 10. Software Codes

Equipment Codes	
J58890TF	Programmed Tapes DEFINITY G3r, R5r, R6r, R7r
J58890TG	Memory Cards DEFINITY G3i, G3si, G3s, G3csi, G3vs, R6si, R6vs/si, R5vs/si, R6vs/si/csi, R7csi/si, or MCU
J58890TH	Floppy Diskettes DEFINITY G3i, G3si, G3s, G3csi, G3vs, R5vs/si, R6vs/si/csi, R77csi/si, or MCU
J58890TN	CD-ROM for DEFINITY One

Table 11. Control, Network, and Miscellaneous Hardware

Type	Code	Name
G3r Control Circuit Packs (G3V1, G3V1.1, G3V2, G3V3, G3V4, R5, R6)		
Processor	TN1648	System Access - Maintenance
	UN330B	Duplication Interface
	UN331B	Processor
	TN1650B	Memory (32MB)
	TN1655	Packet Interface
	UN332	Mass Storage System/Network Control
	TN1656	Tape Drive
	TN1657	Disk Drive
	AHF111	Processor Expansion Bus Terminator
	CFY1B	Current Limiter
Switch Node	TN572	Switch Node Clock
	TN573	Switch Node Interface
	AHF105	Switch Node Bus Terminator
G3vs, G3s, G3si & G3i Control Circuit Packs (G3V1.1, G3V2, G3V3, G3V4)		
Processor	TN786B	Processor
	CPP1	Memory (Expansion)
	TN772	Duplication Interface
	TN777B	Network Control
	TN778	Packet Control
	TN765	Processor Interface
	TN756	Tone Detector/Generator
	982LS	Current Limiter
R5vs, R5si-8MB & R5si-12MB, R6vs/si-16MB Control Circuit Packs		
Processor	TN790	Processor
	TN772	Duplication Interface
	TN777B	Network Control
	TN778	Packet Control

Continued on next page

Table 11. Control, Network, and Miscellaneous Hardware — *Continued*

Type	Code	Name
	TN765	Processor Interface
	982LS	Current Limiter
R6csi Control Circuit Pack		
Processor	TN798	Processor
R7si Control Circuit Pack		
Processor	TN798	Processor
	TN792	Duplication Interface
	TN794	Network Control/Packet Interface
	TN765	Processor Interface (only required if system has BX.25 interfaces)
	982LS	Current Limiter
R7csi Control Circuit Pack		
Processor	TN798	Processor
Other Circuit Packs and Circuit Modules		
Power	631DA	MCC AC Power Unit (+5V)
	631DB	MCC AC Power Unit (-48/-5V)
	644A	MCC DC Power Unit (+5V)
	645B	MCC DC Power Unit (-48/-5V)
	649A	MCC DC Power Unit (-48/-5/+5V)
	650A	CMC AC Power Unit (-48/-5/+5/+12V) 20, 25, 50Hz Ringer/Neon
	WP-90510 L4	CSCC AC Power Unit (+5/-5/-48V) 20Hz Ringer
	WP-90510 L5-25	CSCC AC Power Unit (+5/-5/-48V) 25Hz Ringer
	WP-90510 L6-20	CSCC AC Power Unit (+5/-5/-48V) 20Hz Ringer
	WP-91153 L3	SCC AC Power Unit (+5/-5/-48V) 20Hz Ringer
	WP-91153 L4-25	SCC AC Power Unit (+5/-5/-48V) 25Hz Ringer

Continued on next page

Table 11. Control, Network, and Miscellaneous Hardware — *Continued*

Type	Code	Name
System/Network	1217A	Global SCC AC Power Unit
	676B	SCC DC Power Unit (+5/-5/-48V)
	TN755B	Neon Power
	TN766	Expansion Interface
	TN570B	Expansion Interface
	TN574	DS1 Converter
	TN1654	DS1 Converter (T1/E1)
	TN755B	Maintenance (EPN)
	TN771D	Maintenance/Test
	TN2202	50Hz Ring Generator (France)
	TN2305	ATM Interface, Multi Mode
	TN2306	ATM Interface, Single Mode
Other	TN799	Control LAN
	105B	Isolation Data Interface (IDI)
	116A	Isolation Data Interface (IDI)
	120A	Integrated Channel Service Unit (ICSU) (T1 only)
	122A	Music-On-Hold Interface
	124D1	MCC 20Hz Ring Generator
	130A1	MCC 25Hz Ring Generator
	700A	DS1 Loopback Jack (T1 only)
	808A	Emergency Transfer Panel
	888B	DS1 75 Ohm Coax Adapter
	9823A	Lightwave Transceiver (multi-mode shortwave)
	9823B	Lightwave Transceiver (multi-mode longwave)
	300A	Fiber Transceiver (single mode)
	AHF110	SCC TDM/LAN Bus Terminator

Continued on next page

Table 11. Control, Network, and Miscellaneous Hardware — *Continued*

Type	Code	Name
	CFY1B	Current Limiter
	ZAHF4	MCC TDM/LAN Bus Terminator
	TN556B	ED1E-546 DEFINITY AUDIX (386 MFB)
	TN567	ED1E-546 DEFINITY AUDIX (486 MFB)
	TN801	J58890MA LAN Gateway R2
	TN2169	ED1E-546 DEFINITY AUDIX Alarm Interface
	TN2170	ED1E-546 Ethernet/Alarm Interface
	TN2208	ED1E-546 LAN Gateway R1 (486 MFB)
	TN802	J58890MA-1, List 10, Internet Protocol Trunk

Hardware Administration Country Codes

DEFINITY ECS supports administration of circuit pack operating parameters through the selection of country codes listed in [Table 12](#). Each code corresponds to a pre-defined set of (one or more) programmable hardware or firmware attributes.

Table 12. Country Code Assignments

Administered Code	Country
1	U.S. & Canada
2	Australia
3	Japan
4	Italy
5	Netherlands
6	Singapore
7	Mexico
8	Belgium & Luxembourg
9	Saudi Arabia
10	United Kingdom
11	Spain
12	France
13	Germany & South Africa
14	Czech Republic & Slovak Republic
15	Russia
16	Argentina
17	Greece
18	China
19	Hong Kong
20	Thailand
21	Macedonia
22	Poland
23	Brazil (Or, continue to use country code 16)
24	Nordic (Norway, Sweden, Iceland, Denmark)

Recommended Country Codes

[Table 13](#) provides a summary of recommended Country Codes. If a Country Code value is not assigned to a particular country, (for example, no Country Code has been assigned to Venezuela), review [Table 13](#) to determine the appropriate code. Also, set the Tone Detector Precision and Tone Detector Mode according to [Table 13](#).

Table 13. Recommended Country Codes

Country	Tone Gen	ISDN	Digital XMIT	Trunk Group Country**	Analog Ring Cadence	Tone Det. Precision	Tone Det. Mode
U.S. & Canada	1	1	1	1	1	Precise	1
Argentina & Brazil	16	16	16	16***	16	Broadband	1
Australia	2	2	2	2	2	Precise	2
Belgium & Luxembourg	8*	8	5	8	8	Medium	5
China	18	18	18	18	18	Medium	4
Chile	1	12a	1	1	1	Precise	6
Costa Rica	1	12a	1	1	1	Precise	6
Czech Republic & Slovak Republic	14*	14	14	14	14	Medium	4
France	12	12	12	12	12	Precise	4
Germany & South Africa	13*	13^	13	13	13	Medium	4
Greece	17	17	17	17	17	Broadband	1
Hong Kong	19	19	19	19	19	Precise	1
Hungary	-		1		1	Medium	1
Italy	4	4	4	4	4	Precise	1
Japan	3	3	3	3	3	Precise	1
Macedonia	21	21	21	21	21	Medium	4
Mexico	7*	7	7	7	7	Precise	1
Netherlands	5*	5	5	5	5	Medium	5

Continued on next page

Table 13. Recommended Country Codes — Continued

Country	Tone Gen	ISDN	Digital XMIT	Trunk Group Country**	Analog Ring Cadence	Tone Det. Precision	Tone Det. Mode
Nordic							
New Zealand	2	ETSI	2	2	2	Precise	2
Poland	22	22	22	22	22	Medium	1
Russia	15	15	15	15	15	Medium	4
Saudi Arabia	9	9	9	9	9	Precise	1
Singapore	6*	6	6	6	6	Precise	1
Spain	11*	11	11	11	11	Precise	4
Taiwan	1	3	1	1	1	Precise	1
Thailand	20	20	20	20	20	Medium	4
UK OTR001	10	10	10B	10	-	Precise	3
UK Non-OTR001	10	10	10A	10	-	Precise	3
Venezuela	1	-	-	-	5	Precise	1

* Needs additional customized tone administration to meet country requirements. (This administrative detail is covered in country-specific sections.)

** These country codes select the appropriate FW protocols on the various analog CO/DID trunks. These values also need to be duplicated on the DS1 Administration. "Country Protocol" field for the appropriate FW protocol to be selected on the TN464x.

*** To enable Block Collect Call in Brazil, use Country Code 23.

- Feature is not provided in this country or hardware does not support administrable selection. Accept the default in these cases.

^ Protocol version selection of "a" corresponds to 1TR6 (Germany Specific) and "b" corresponds to E-DSS1 (Euro ISDN). Protocol version selection depends on the type of public network service purchased.


[Table 14](#) provides expanded information for the Tone Det. Mode field in [Table 13](#).

Table 14. Available Tone Detection Modes

Code	Mode
1	Italy
2	Australia
3	United Kingdom
4	Standard Wideband (345 - 625Hz, - 55dB)
5	Broad Wideband (300 - 1190Hz, - 35dB)
6	USA

Country-Specific Configuration and Administration

The following sections present information on how to administer DEFINITY ECS for each of the supported countries. Values shown should actually be entered into fields on the specified screens.

 **NOTE:**
In the tables that follow for each country, circuit pack (CP) apparatus codes marked with “>” are those preferred and expected to ship with new systems. They are also the new CPs shipped to provide upgrades or additions to existing systems. Those marked with “#” are planned to be preferred, but pending Type Approval. The other codes shown have been used in the recent past and are also acceptable.

Argentina

Table 15 shows the recommended circuit packs.



Table 15. Recommended and Available CPs in Argentina

Equipment	Equipment Type
Cabinet Type & Power	GAC-MCC DC-MCC AC-SCC AC-CSCC AC-CMC
AC Power Voltage & Freq	220V/50Hz
Ring Generator	20Hz
Tone Detector	> TN2182B > TN744D TN748D TN748C
Tone Clock	> TN2182B TN780
R2MFC Circuit	> TN744D TN744B
Speech Synthesizer	> TN725B
Call Classifier	> TN744D
Announcement	TN750C TN750B
Analog DID Trunk	n/a
Analog CO Trunk (No PPM)	> TN747B
Analog CO Trunk (w/PPM)	n/a
4 Wire Tie Trunk	> TN760Dv15
2 Wire Tie Trunk	n/a
Auxiliary Trunk	> TN763D
Digital CO/DID Trunk	> TN464F TN464E TN464D
Digital Tie Trunk	> TN464F TN464E TN464D
Digital PRI CO Trunk	> TN464F TN464E TN464D
Digital BRI Trunk	
Digital Converter PRI-DASS	
Digital Converter PRI-DPNSS	
Digital Converter PRI-BRI	
8 Port Analog Line	TN742
16 Port Analog Line	> TN746B
4 Wire Digital Line	> TN754B

Continued on next page

Table 15. Recommended and Available CPs in Argentina — *Continued*

Equipment	Equipment Type
2 Wire Digital Line	#TN2224 > TN2181
Data Line	> TN726B
BRI-U Line	
BRI-ST Line	

-  **NOTE:**
A-law companding is the national standard in Argentina. However, Mu-law is used internally to the system for service circuits and analog lines. Network interfaces are configured as A-law if required.
-  **NOTE:**
TN760Dv15 currently is not available from Manufacturing. If needed, contact the ITAC.

Feature Administration

The screen displays shown in this section were effective the date the type approval was awarded. The screens may have changed since that date.

Only those feature-related parameters that may have a Type Approval or basic connectivity implication for a particular country are listed here.

- **ARS/AAR Administration**
To enable ARS administration, on the System-Parameters Customer-Options screen, set the ARS field to **y**. You also should check all ARS/AAR defaults. All default ARS analysis codes are deleted before dialed strings are added for routing when DEFINITY is installed outside of North America. Be aware that the default for the 10 digits cause dialing problems. In particular, the following call types (appear as ARS/AAR defaults) typically are not used in non-North American ARS/AAR tables:

fnpa:	North American numbers with an area code.
hnpa:	North American numbers without an area code.
svc:	North American numbers of the screen “x11”.

Lucent recommends only the following call types be used outside North America:

int:	For all international numbers.
natl:	For all national PN numbers.
pubu:	For all other external (that is, not extensions) numbers.

System Parameter Administration

Feature-Related System Parameters

Page1 of 6

FEATURE-RELATED SYSTEM PARAMETERS

Trunk-to-Trunk Transfer: all

Coverage - Subsequent Redirection No Answer Interval: 2

Coverage - Caller Response Interval (seconds): 4

Keep Held SBA at Coverage Point? y

Automatic Callback - No Answer Timeout Interval (rings): 3

Call Park Timeout Interval (minutes): 10

Off-Premises Tone Detect Timeout Interval (seconds): 20

AAR/ARS Dial Tone Required? y

Music/Tone on Hold: none

Music (or Silence) on Transferred Trunk Calls? no

DID/Tie/ISDN Intercept Treatment: attd

Internal Automatic Answer for Attendant Extended Calls? n

Automatic Circuit Assurance (ACA) Enabled? n

Page2 of 6

FEATURE-RELATED SYSTEM PARAMETERS

LEAVE WORD CALLING PARAMETERS

Maximum Number of Messages Per Station (when MSA not in service):10

Stations with System-wide Retrieval Permission (enter extension)

1:2:3:4:5:

6:7:8:9:10:

WARNING! SEE USER DOCUMENTATION BEFORE CHANGING TTI STATE

Terminal Translation Initialization (TTI) Enabled? n

External Coverage Treatment for Transferred Incoming Calls? n

SECURITY VIOLATION NOTIFICATION (SVN) PARAMETERS HAVE MOVED TO THE SYSTEM-PARAMETERS SECURITY SCREEN

Page 3 of 6

FEATURE-RELATED SYSTEM PARAMETERS

```

Reserved Slots for Attendant Priority Queue: 5
Time before Off-hook Alert: 10
Emergency Access Redirection Extension:
Service Observing Warning Tone? y
Number of Emergency Calls Allowed in Attendant Queue: 5
Call Pickup Alerting? n
Deluxe Paging and Call Park Timeout to Originator? n
Controlled Outward Restriction Intercept Treatment: tone
Controlled Termination Restriction (Do Not Disturb): tone
Controlled Station to Station Restriction: tone

```

AUTHORIZATION CODE PARAMETERS

```

Authorization Codes Enabled?
  Authorization Code Length:
ion Code Cancellation Symbol: #
  Attendant Time Out Flag? n
  Display Authorization Code? y

```

Page 4 of 6

FEATURE-RELATED SYSTEM PARAMETERS

SYSTEM PRINTER PARAMETERS

System Printer Extension: Lines Per Page: 60

SYSTEM-WIDE PARAMETERS

Switch Name:

CALL CENTER SYSTEM PARAMETERS

```

Direct Agent Announcement Extension:
Direct Agent Announcement Delay:
Converse Delay Data1: 0 Data2: 2
Direct Agent Announcement Extension:
Converse Pulse ON: 100 OFF: 70
Prompting Timeout (secs): 10

```

CALL MANAGEMENT SYSTEM PARAMETERS

```

BCMS/VuStats Measurement Interval: hour
BCMS/VuStats Abandon Call Timer (seconds):          Validate Login IDs? n
ACD Login Identification Length:                    Adjunct CMS Release:

```

MALICIOUS CALL TRACE PARAMETERS

Apply MCT Warning Tone? n MCT Voice Recorder Trunk Group:

FEATURE-RELATED SYSTEM PARAMETERS

Public Network Trunks on Conference Call:	5	Auto Start?	n
Conference Parties with Public Network Trunks:	6	Auto Hold?	n
Conference Parties without Public Network Trunks:	6	Attendant Tone?	y
Night Service Disconnect Timer (seconds):	180	Bridging Tone?	n
Short Interdigit Timer (seconds):	3	Conference Tone?	n
Unanswered DID Call Timer (seconds):		Intrusion Tone?	n
Line Intercept Tone Timer (seconds):	30		
DID Busy Treatment:	tone		
Allow AAR/ARS Access from DID/DIOD?	n		

DISTINCTIVE AUDIBLE ALERTING

Internal: 1 External: 2 Priority: 3
Attendant Originated Calls: external

FEATURE-RELATED SYSTEM PARAMETERS

Pull Transfer:	n	Update Transferred Ring Pattern?	n
Outpulse Without Tone?	y	Wait Answer Supervision Timer?	n
		Repetitive Call Waiting Tone?	n
Allow Conference via Flash?	y		
Vector Disconnect Timer (min):		Network Feedback During Tone Detection?	y
Hear Zip Tone Following VOA?	n		
Intercept Treatment On Failed Trunk Transfers?	n		
Station Tone Forward Disconnect:	silence		
Level Of Tone Detection:	precise		

RECALL TIMING

Flashhook Interval?	y	Upper Bound (msec):	1000
		Lower Bound (msec):	200

ENHANCED DCS

Enhanced DCS Enabled?	n		
Apply Intercept Locally?	y	Enforce PNT-to-PNT Restrictions?	n

System Parameter Country-Options Administration

Page 1 of 7

SYSTEM PARAMETERS COUNTRY-OPTIONS

Companding Mode: Mu-Law
440Hz PBX-dial Tone? n
Digital Loss Plan: 1
Analog Ringing Cadence: 1

Base Tone Generator Set: 1
440Hz Secondary-dial Tone? y

TONE DETECTION PARAMETERS

Tone Detection Mode: 6
Interdigit Pause: short

NOTE:
Companding Mode: A-law is the national standard. Mu-law is used internal to the system for service circuits and analog lines. Network interfaces are configured as A-law if required.

- Customized Individual Tones — In this section, customized tone definitions follow the data-entry syntax as specified for entry on the Individual Tone Administration Screen:

[(Frequency/Level)|silence|goto)][(Duration ms)][(Step)]

— Reorder (Congestion):

1. (425/-11)(250)
2. (silence)(250)
3. (goto)(1)

— CO Dial Tone:

1. (350+440/-13.75)(1000)
2. (goto)(1)

— PBX Dial Tone:

1. (425/-11)(1000)
2. (goto)(1)

Multifrequency-Signaling-Related System Parameters

Page 1 of 3

MULTIFREQUENCY-SIGNALING-RELATED SYSTEM PARAMETERS

Incoming Call Type: group-ii-mfc
Outgoing Call Type: group-ii-mfc
Maintenance Call Type: none
Test Call Extension:
Interdigit Timer (sec): 10
Outgoing Forward Signal Present Timer (sec): 15
Outgoing Forward Signal Absent Timer (sec): 30
Multifrequency Signaling Incoming Intercept Treatment? y
Received Signal Gain(-Loss) (dB): 0
Transmitted Signal Gain(-Loss) (dB): -3

ANI Prefix:
ANI for PBX:
Next ANI Digit: send-ani
ANI Prefix: Collect All Digits Before Seizure? n
Request Incoming ANI (non-AAR/ARS)? n
Called Party Category: user-type
Use COR for Calling Party Category? n

Page 2 of 3

MULTIFREQUENCY-SIGNALING-RELATED SYSTEM PARAMETERS

INCOMING FORWARD SIGNAL TYPES
(Tones from CO)

INCOMING BACKWARD SIGNAL TYPES
(Tones to CO)

Group-I	Group-II	Group-A	Group-B
11: ignored	1: normal	1: next-digit	2: intercept
12: ignored	2: normal	3: end-of-dial	3: busy
13: ignored	3: normal	4: congestion	4: congestion
14: ignored	4: normal		6: free
15: ignored	5: normal		
	6: normal		
	7: normal		
	8: normal		
	9: normal		
	10: normal		
	11: normal		
	12: normal		
	13: normal		
	14: normal		
	15: normal		

Page 3 of 3			
MULTIFREQUENCY-SIGNALING-RELATED SYSTEM PARAMETERS			
OUTGOING FORWARD SIGNAL TYPES (Tones to CO)		OUTGOING BACKWARD SIGNAL TYPES (Tones from CO)	
Group-I	Group-II	Group-A	Group-B
12: ani-not-avail	2: normal	1: next-digit	1: congestion
15: end-of-ani	1: attendant	2: last-2-digits	2: intercept
	6: data-call	3: end-of-dial	3: busy
		4: congestion	4: congestion
		5: send-ani	5: intercept
		6: setup-sppath	6: free
		7: last-3-digits	7: free
		8: congestion	8: busy
		9: last-digit	9: congestion
		10: restart	10: congestion
		11: congestion	11: congestion
		12: congestion	12: congestion
		13: congestion	13: congestion
		14: congestion	14: congestion
		15: congestion	15: congestion

Trunk Group Administration

CO Trunk Group Administration

Page1 of 10

TRUNK GROUP

Group Number:

Group Name: OUTSIDE CALL

Direction: two-way

Dial Access? n

Queue Length: 0

Comm Type: voice

Prefix-1? n

Group Type: co

COR: 1

Outgoing Display? n

Busy Threshold: 99

Country: 1

Auth Code? n

Trunk Flash? n

CDR Reports: y

TN: 1

TAC:

Night Service:

Incoming Destination:

Digit Absorption List:

Toll Restricted? n

TRUNK PARAMETERS

Trunk Type: loop-start

Outgoing Dial Type: tone

Trunk Termination: rc

Auto Guard? n

Terminal Balanced? n

Cut-Through? n

Disconnect Timing(msec): 500

Sig Bit Inversion: none

RA Trunk Loss: 0db

Trunk Gain: high

Disconnect Supervision - In? n

Out? n

Answer Supervision Timeout: 10

Cyclical Hunt? n

Receive Answer Supervision? n

Page2 of 10

TRUNK FEATURES

ACA Assignment? nMeasured: noneMaintenance Tests? y

Abandoned Call Search? nData Restriction? n

Suppress # Outpulsing? n

Page3 of 10

TRUNK GROUP

ADMINISTRABLE TIMERS

Incoming Disconnect(msec): 500Outgoing Disconnect(msec): 500

Incoming Glare Guard(msec): 1500Outgoing Dial Guard(msec): 1600

Outgoing Glare Guard(msec): 1500

Ringing Monitor(msec): 5200Incoming Seizure(msec): 500

Outgoing End of Dial(sec): 10Outgoing Seizure Response(sec): 5

Programmed Dial Pause(msec): 1500

Flash Length(msec): 540

END TO END SIGNALING

Tone(msec): 350Pause(msec): 150

OUTPULSING INFORMATION

PPS: 10Make(msec): 40Break(msec): 60PPM? n

Page4 of 10

TRUNK GROUP

Administered Members (min/max): 0/0

Total Administered Members: 0

GROUP MEMBER ASSIGNMENTS

Port	Code	Sfx	Name	Night	Mode	Type	Ans Delay
1:							
2:							
3:							

DIOD Trunk Group Administration

Page1 of 10

TRUNK GROUP

Group Number:Group Type: diodCDR Reports: y
Group Name: OUTSIDE CALLCOR: 1TN: 1TAC:
Direction: two-wayOutgoing Display? n
Dial Access? nBusy Threshold: 99
Queue Length: 0Country: 7
Auth Code? nDigit Absorption List:
Prefix-1? nTrunk Flash? nToll Restricted? n

TRUNK PARAMETERS

Trunk Type: immed-start
Outgoing Dial Type: mfIncoming Dial Type: mf
Trunk Termination: rc
Digit Treatment:Digits:
Expected Digits:Sig Bit Inversion: none
Terminal Balanced? nRA Trunk Loss: 0db
Trunk Gain: highDrop Treatment: silence
Disconnect Supervision - In? y Out? n
Answer Supervision Timeout: 10Receive Answer Supervision? n

Page2 of 20

TRUNK FEATURES

ACA Assignment? nMeasured: none
Maintenance Tests? y
Data Restriction? n
Suppress # Outpulsing? n

Page3 of 10

TRUNK GROUP

ADMINISTRABLE TIMERS

Incoming Disconnect(msec): 500Outgoing Disconnect(msec): 500
Incoming Dial Guard(msec): 70Outgoing Dial Guard(msec): 1600
Incoming Glare Guard(msec): 1500Outgoing Glare Guard(msec): 1500
Ringing Monitor(msec): 5200Incoming Seizure(msec): 500
Outgoing End of Dial(sec): 10Outgoing Seizure Response(sec): 5
Programmed Dial Pause(msec): 1500
Flash Length(msec):Incoming Incomplete Dial Alarm(sec): 255

END TO END SIGNALING

Tone(msec): 350Pause(msec): 150

OUTPULSING INFORMATION

PPS: 10Make(msec): 40Break(msec): 60PPM? n

DID Trunk Group Administration

Page4 of 10

TRUNK GROUP

Administered Members (min/max):0/0
Total Administered Members:0

GROUP MEMBER ASSIGNMENTS

Port	Code	Sfx	Name	Night	Mode	Type	Ans Delay
1:							
2:							
3:							

Page1 of 10

TRUNK GROUP

Group Number:
Group Name: OUTSIDE CALL

Group Type: did
COR: 1

CDR Reports: y
TN: 1
TAC:

Country: 7
Auth Code? n

TRUNK PARAMETERS

Trunk Type: immed-start
Incoming Dial Type: tone
Trunk Termination: rc
Digit Treatment:
Expected Digits:
Terminal Balanced? n

Incoming Rotary Timeout(sec): 5
Disconnect Timing(msec): 500
Digits:
Sig Bit Inversion: none
RA Trunk Loss: 0db

Extended Loop Range? n
Trunk Gain: high
Drop Treatment: silence

Disconnect Supervision - In? y

Page2 of 10

TRUNK FEATURES

ACA Assignment? n
Measured: none
Data Restriction? n

Maintenance Tests? y

Suppress # Outpulsing? n

Page3 of 10

TRUNK GROUP

ADMINISTRABLE TIMERS

Incoming Disconnect(msec): 500

Incoming Dial Guard(msec): 70

Flash Length(msec): 540

Incoming Incomplete Dial Alarm(sec): 255

END TO END SIGNALING

Tone(msec): 350

Pause(msec): 150

Page4 of 10

TRUNK GROUP

Administered Members (min/max): 0/0

GROUP MEMBER ASSIGNMENTS

Total Administered Members: 0

PortCodeSfxName

1:

2:

3:

Digital Trunk Administration

This section does not list all possible valid administrable combinations. Rather the most common or standard combination, compatible with public-network and Type Approval standards for each country, is presented.

DS1 Programming for CO, DID and DIOD trunks to the PTT using digital trunks

Page 1 of 1

DS1 CIRCUIT PACK

Location: Name: E-1CO, DID, DIOD
Bit Rate: 2.048 Line Coding: hdb3

Signaling Mode: CAS
Interconnect: CO Country Protocol: 7

Interface Companding: alaw CRC? n
Idle Code: 11111111

MAINTENANCE PARAMETERS
Slip Detection? n Near-end CSU Type: none

Tie Trunks

- Non-ISDN Signaling Example (DS1 Administration Screen)
 - Circuit Pack: TN464D (Not entered as administrable item)
 - Bit Rate: 2.048
 - Interface Companding: mu-law
 - Line Coding: HDB3
 - Signaling Mode: CAS
 - Country Protocol: 16
 - Interconnect: pbx
 - CRC?: no
 - Idle Code: 01010100
 - ISDN-PRI (Private Network) Signaling This example assumes use of US Option 1 with facility associated signaling. Other feature options will require changes in one or more administered items.
 - DS1 Administration screen
 - Circuit Pack: TN464D (or TN464C from upgrades)
 - Bit Rate: 2.048
 - Interface Companding: A-law
 - Line Coding: HDB3
 - Signaling Mode: isdn-pri
 - Country Protocol: 1

- Connect: pbx
 - Interface: user
 - CRC: No
 - Idle Code: 01010100
- Signaling Group screen
 - Associated Signaling: Yes
 - Primary D_Channel: xxxx16 (xxxx=>depends on CP physical location)
- Trunk Group Administration screen
 - Group Type: isdn-pri
 - Service Type: tie
 - ISDN-PRI (Public Network)
Not available for this country.

Australia

Table 16 shows the recommended circuit packs.


Table 16. Recommended and Available CPs in Australia

Equipment	Equipment Type
Cabinet Type & Power	GAC-MCC DC-MCC AC-SCC DC-SCC AC-CSCC AC-CMC
AC Power Voltage & Freq	240V/50Hz
Ring Generator	20Hz 25Hz
Tone Detector	> TN2182B > TN744D TN420C TN420B
Tone Clock	> TN2182B TN780 TN419B
R2MFC Circuit	n/a
Speech Synthesizer	> TN457
Call Classifier	> TN744D
Announcement	> TN750C TN750B
Analog DID Trunk	> TN436B TN436
Analog CO Trunk (No PPM)	> TN2147C TN22147
Analog CO Trunk (w/PPM)	#TN465C > TN438B
4 Wire Tie Trunk	TN437B TN437
2 Wire Tie Trunk	> TN439
Auxiliary Trunk	#TN763D > TN417
Digital CO/DID Trunk	n/a
Digital Tie Trunk	> TN464F TN464E TN464D TN464C
Digital PRI CO Trunk	> TN464F TN464E TN464D TN464C
Digital BRI Trunk	> TN2185
Digital Converter PRI-DASS	
Digital Converter PRI-DPNSS	TN-CCSC-2
Digital Converter PRI-BRI	
8 Port Analog Line	TN467
16 Port Analog Line	#TN2183 > TN468B TN468
24 Port Analog Line	TN2793

Continued on next page

Table 16. Recommended and Available CPs in Australia — *Continued*

Equipment	Equipment Type
4 Wire Digital Line	> TN754B TN413
2 Wire Digital Line	#TN2224 > TN2181
Data Line	> TN726B
BRI-U Line	
BRI-ST Line	TN556B

 **NOTE:**
Australia P2 signaling requires TN464Fv5 or later.

Country-Specific Features

When the Country Code is 2, Malicious Call Trace notification is passed over the following ISDN-PRI trunk groups: tandem, tie, access, and DMI-BOS. See “Malicious Call Trace” in *DEFINITY ECS Administrator’s Guide*.

Feature Administration

The screen displays shown in this section were effective the date the type approval was awarded. The screens may have changed since that date.

Only those feature-related parameters that may have a Type Approval or basic connectivity implication for a particular country are listed here.

- **ARS/AAR Administration**
To enable ARS administration, on the System-Parameters Customer-Options screen, set the ARS field to **y**. You also should check all ARS/AAR defaults. All default ARS analysis codes are deleted before dialed strings are added for routing when DEFINITY is installed outside of North America. Be aware that the default for the 10 digits cause dialing problems. In particular, the following call types (appear as ARS/AAR defaults) typically are not used in non-North American ARS/AAR tables:

fnpa:	North American numbers with an area code.
hnpa:	North American numbers without an area code.
svc:	North American numbers of the screen “x11”.

Lucent recommends only the following call types be used in Australia:

int:	For all international numbers.
pubu:	For all other types of digit strings.

System Parameter Administration

Only those feature-related parameters that may have a Type Approval or basic connectivity implication for a particular country are listed here.

- Feature-Related System Parameters Administration
 - Trunk-to-Trunk Transfer: Permitted by country's regulations - Selection is customer's choice.
 - Public Network Trunks on Conference Call: 5
 - Conference Parties With PNTs: 6
 - Conference Parties Without PNTs: 6
 - Line Intercept Tone Timer: 30
 - Night Service Disconnect Timer: 180 sec
 - Short Interdigit Timer: 3 sec
 - Unanswered DID Call Timer: 60
 - Auto-Hold: Yes ¹
 - Attendant Tone: Yes
 - Bridging Tone: No
 - Conference Tone: No
 - Intrusion Tone: Yes
 - Repetitive Call Waiting Tone: No
 - DID Busy Treatment: Attendant
 - Pull Transfer: No
 - Level of Tone Detection: Precise
 - Outpulse Without Tone: Yes
 - (Station-to-switch) Recall Timing:
 - Flashhook Interval: Yes
 - Upper Bound: 1000 ms
 - Lower Bound: 200 ms

1. Although not a Type Approval issue, this represents the convention for this country.

- System Parameter Country Options Administration
 - Companding Mode: A-law
 - Base Tone Generation Set: 2
 - Tone Detection Mode: 2
 - Interdigit Pause: short
 - Digital Loss Plan: 2
 - Analog Ringing Cadence: 2

Analog Trunk Administration

- CO Trunks
 - Trunk Group Screen
 - Group Type: CO
 - Country: 2
 - Trunk Gain: high
 - Direction: two-way
 - Digit Absorption List: blank
 - Prefix-1: No
 - Trunk Type: loop-start
 - Outgoing Dial Type: tone
 - Trunk Termination: rc (complex impedance)
 - Auto Guard: yes
 - Dial Access: yes
 - Call Still Held: yes
 - Terminal Balanced: yes
 - Receive Answer Supervision: no
 - Answer Supervision Timeout: 10 (This sets both the CP firmware timer and software timer. Set to 0 for any trunk that will receive answer supervision.)
 - Disconnect Supervision - In: yes
 - Disconnect Supervision - Out: Selection is customer's choice.
 - Disconnect Timing: 500 msec (This field will not be used with CPs that can accept the Incoming Disconnect and Outgoing Disconnect timers. Set these latter two timers from the Administrable Timers Screen.)

— Trunk Group Administration Screen (Timing)

Set the following timers from the Administrable Timers screen during administration of each trunk group. Select the following CO trunk timer values for this country:

- Incoming Disconnect: 500 ms
- Outgoing Disconnect: 500 ms
- Outgoing Dial Guard: 1600 ms
- Incoming Glare Guard: 1500 ms
- Outgoing Glare Guard: 1500 ms
- Outgoing Dial Pulse Rate (PPS): 10 pps
- Outgoing Rotary Digit Dial Make: 35 ms
- Outgoing Rotary Digit Dial Break: 65 ms
- Outgoing Rotary Dial Interdigit: 800 ms
- Ring Monitor Timer: 5200 ms
- Incoming Seizure: 500 ms
- Outgoing End-of-Dial: 10 sec
- Outgoing Seizure Response: 240 sec
- Programmed Dial Pause: 1500 ms
- Disconnect Signal Error: 240 sec
- Flash Length: 100 ms
- PPM: Yes
- PPM Frequency: 50/12kHz

■ DID Trunks

— Trunk Group Screen

- Group Type: DID
- Country: 2
- Trunk Gain: high
- Digit Absorption List: blank
- Incoming Dial Type: tone
- Trunk Type: immed-start
- Trunk Termination: rc (complex impedance)
- Disconnect Supervision - In: yes

- Disconnect Timing: 500 msec (This field will not be used with CPs that can accept the Incoming Disconnect and Outgoing Disconnect timers. Set these latter two timers from the Administrable Timers Screen.)
- Digit Treatment: blank
- Digits: blank
- Expected Digits: depends on system size and numbering plan
- Terminal Balanced: yes
- Extended Loop Range: (Used Only with TN459) no
- Drop Treatment: silence
- Incoming Rotary Timeout (sec): 5 sec (This field will not be used with CPs that can accept the Incoming Partial Dial timer. Set this timer from the Administrable Timers Screen.)

— Trunk Group Administration Screen (Timing)

Set the following timers from the Administrable Timers screen during administration of each trunk group. Select the following DID trunk timer values for this country:

- Incoming Disconnect: 500 ms
 - Incoming Dial Guard: 50 ms
 - Incoming Partial Dial: 18 sec
 - Incoming Incomplete Dial: 255 sec
 - Flash Length: 100 ms
- Tie Trunks
- No special Type Approval regulations apply. Tie trunks are administered on a case-by-case basis.

Digital Trunk Administration

This section does not list all possible valid administrable combinations. Rather the most common or standard combination, compatible with public-network and Type Approval standards for each country, is presented:

- CO and DID Trunks
- Not available in this country.
- Tie Trunks
- Non-ISDN Signaling Example (DS1 Administration Screen)
- Circuit Pack: TN464D (Not entered as administrable item; TN464C from upgrades)
 - Bit Rate: 2.048

- Interface Companding: A-law
- Line Coding: HDB3
- Signaling Mode: CAS
- Country Protocol: 2
- Interconnect: pbx
- CRC?: no
- Idle Code: 11111111

— ISDN-PRI (Private Network) Signaling

This example assumes use of US Option 1 with facility associated signaling. Other feature options will require changes in one or more administered items.

- DS1 Administration screen
 - Circuit Pack: TN464D (TN464C,B from upgrades)
 - Bit Rate: 2.048
 - Interface Companding: A-law
 - Line Coding: HDB3
 - Signaling Mode: isdn-pri
 - Country Protocol: 2
 - Connect: pbx
 - Interface: user
 - CRC: No
 - Idle Code: 11111111
- Signaling Group screen
 - Associated Signaling: Yes
 - Primary D_Channel: xxxx16 (xxxx=>depends on CP physical location)
- Trunk Group Administration screen
 - Group Type: isdn-pri
 - Service Type: tie

— ISDN-PRI (Public Network)

- DS1 Administration screen
 - Circuit Pack: TN464D (Not entered as administrable item; TN464C from upgrades)
 - Bit Rate: 2.048
 - Interface Companding: A-law

- Line Coding: HDB3
- Signaling Mode: isdn-pri
- Country Protocol: 2
- Connect: Network
- CRC: No
- Idle Code: 11111111
- Signaling Group screen
 - Associated Signaling: Yes
 - Primary D_Channel: xxxx16 (xxxx=>depends on CP physical location)
- Trunk Group Administration screen
 - Group Type: isdn-pri
 - Service Type: public_ntwrk

Belgium & Luxembourg

[Table 17](#) shows the recommended circuit packs.

Table 17. Recommended and Available CPs in Belgium & Luxembourg

Equipment	Equipment Type
Cabinet Type & Power	GAC-MCC DC-MCC AC-SCC AC-CSCC AC-CMC
AC Power Voltage & Freq	220V/50Hz
Ring Generator	25Hz
Tone Detector	> TN2182B > TN744D TN420C
Tone Clock	> TN2182B TN780
R2MFC Circuit	> TN744D TN744B
Speech Synthesizer	> TN457
Call Classifier	> TN744D
Announcement	TN750C TN750B
Analog DID Trunk	> TN2146
Analog CO Trunk (No PPM)	> TN2147C TN2147
Analog CO Trunk (w/PPM)	#TN465C > TN465B
4 Wire Tie Trunk	> TN760Dv11
2 Wire Tie Trunk	n/a
Auxiliary Trunk	> TN763D
Digital CO/DID Trunk	> TN464F TN464E TN464D
Digital Tie Trunk	> TN464F TN464E TN464D
Digital PRI CO Trunk	> TN464F TN464E TN464D
Digital BRI Trunk	> TN2185
Digital Converter PRI-DASS	
Digital Converter PRI-DPNSS	
Digital Converter PRI-BRI	
8 Port Analog Line	n/a
16 Port Analog Line	#TN2183> TN2149
24 Port Analog Line	n/a

Continued on next page

Table 17. Recommended and Available CPs in Belgium & Luxembourg —
Continued

Equipment	Equipment Type
4 Wire Digital Line	> TN754B
2 Wire Digital Line	#TN2224 > TN2181 TN2136
Data Line	> TN726B
BRI-U Line	
BRI-ST Line	

Feature Administration

The screen displays shown in this section were effective the date the type approval was awarded. The screens may have changed since that date.

Only those feature-related parameters that may have a Type Approval or basic connectivity implication for a particular country are listed here.

■ ARS/AAR Administration

To enable ARS administration, on the System-Parameters Customer-Options screen, set the `ARS` field to `y`. You also should check all ARS/AAR defaults. All default ARS analysis codes are deleted before dialed strings are added for routing when DEFINITY is installed outside of North America. Be aware that the default for the 10 digits cause dialing problems. In particular, the following call types (appear as ARS/AAR defaults) typically are not used in non-North American ARS/AAR tables:

fnpa:	North American numbers with an area code.
hnpa:	North American numbers without an area code.
svc:	North American numbers of the screen “x11”.

Lucent recommends only the following call types be used outside North America:

int:	For all international numbers.
natl:	For all national PN numbers.
pubu:	For all other external (that is, not extensions) numbers.

- Route Pattern administration
 - First Dial Tone Detection (always needed)
 - Number Delete Digits: 0
 - Inserted Digits: +
 - Second Dial Tone Detection (needed on some analog CO trunks)
 - Number Delete Digits: 2 (Dialed String 00)
 - Inserted Digits: +00+

System Parameter Administration

Only those feature-related parameters that may have a Type Approval or basic connectivity implication for a particular country are listed here.

- Feature-Related System Parameters Administration
 - Off Premise Tone Detection Timeout: 10 sec
 - Trunk-to-Trunk Transfer: Not permitted in Belgium
 - Distinctive Audible Alerting:
 - Int: 1
 - Ext: 2
 - Priority: 2
 - DID/TIE/ISDN Intercept Treatment: Attendant
 - Public Network Trunks on Conference Call: 1
 - Conference Parties With PNTs: 3
 - Conference Parties Without PNTs: 6
 - Line Intercept Tone Timer: 30
 - Night Service Disconnect Timer: 180 sec
 - Short Interdigit Timer: 3 sec
 - Unanswered DID Call Timer: 25 sec
 - Auto-Hold: Yes ²
 - Attendant Tone: Yes
 - Bridging Tone: No
 - Conference Tone: No
 - Intrusion Tone: Yes
 - Repetitive Call Waiting Tone: Yes


2. Although not a Type Approval issue, this represents the convention for this country.

- DID Busy Treatment: Attendant
- Pull Transfer: No
- Level of Tone Detection: Medium
- Outpulse Without Tone: Yes
- (Station-to-switch) Recall Timing:
 - Flashhook Interval: No
 - Disconnect Timing: 350 ms
- Network Feedback During Tone Detection: No
- System Parameter Multifrequency Signaling Administration
 - Incoming Call Type: non-group-ii-mfc (use default translations)
 - Test Call Extension: 160 or as negotiated.
- System Parameter Country Options Administration
 - Companding Mode: A-law
 - Base Tone Generation Set: 8
 - Tone Detection Mode: 5
 - Digital Loss Plan: 8
 - Interdigit Pause: long
 - Dial Tone Validation Timer: 600 ms
 - Analog Ringing Cadence: 8
 - Customized Individual Tones
 - Customized tone definitions follow the syntax as specified:
[(Frequency/Level)|silence|goto)][(Duration ms)](Step)]
- Intercept Tone:
 1. (425/-4)(250)
 2. (silence)(250)
 3. (goto)(1)
- Conference Tone:
 1. (425/-11)(200)
 2. (silence)(9800)
 3. (goto)(1)
- 1 Call Wait Tone:
 1. (425/-11)(200)

- 2 Call Wait Tone:
 - 1. (425/-11)(200)

Analog Trunk Administration

- CO Trunks
 - Trunk Group Screen
 - Group Type: CO
 - Direction: two-way

 **NOTE:**
All trunks in Belgium are one-way but outgoing trunks must be marked two-way in order to be able to select cyclical hunt = y.

- Digit Absorption List: blank
- Country Code: 8

Trunk Gain	Loop Length
high	long
low	short

- Dial Access: No
- Prefix-1: No
- Trunk Type: loop-start
- Outgoing Dial Type:
 - Digital Trunks: tone
 - Analog Trunks: tone or rotary
- Trunk Termination: rc (complex impedance)
- Auto Guard: no
- Sig Bit Inversion: none
- Call Still Held: no
- Terminal Balanced: no

RA Trunk Loss	Loop Length
2dB	long
0dB	short

- Receive Answer Supervision: no

- Answer Supervision Timeout: 10 (This sets both the CP firmware timer and software timer. Set to 0 for any trunk that will receive answer supervision.)
 - Disconnect Supervision - In:
 - Analog Trunks: no
 - Digital Trunks: yes
 - Disconnect Supervision - Out: Selection is customer's choice.
 - Disconnect Timing: 500 msec (This field will not be used for CPs that can accept the Incoming Disconnect and Outgoing Disconnect timers. Set these latter two timers from the Administrable Timers Screen.)
 - Cyclical Hunt: Yes
 - Suppress # Outpulsing: yes
- Trunk Group Administration Screen (Timing)

Set the following timers from the Administrable Timers screen during administration of each trunk group. Select the following CO trunk timer values for this country:

- Incoming Disconnect: 600 ms
- Outgoing Disconnect: 500 ms
- Outgoing Dial Guard: 1600 ms
- Incoming Glare Guard: 1500 ms
- Outgoing Glare Guard: 1500 ms
- Outgoing Dial Pulse Rate (PPS): 10 pps
- Outgoing Rotary Digit Dial Make: 35 ms
- Outgoing Rotary Digit Dial Break: 65 ms
- Outgoing Rotary Dial Interdigit: 800 ms
- Ring Monitor Timer: 5200 ms
- Incoming Seizure: 500 ms
- Outgoing End-of-Dial: 10 sec
- Outgoing Seizure Response:
 - Analog trunks: 10 sec
 - Digital trunks: 2 sec
- Programmed Dial Pause: 1500 ms
- End-To-End Signaling Pause: 150 ms (accept default)
- End-To-End Signaling Tone: 350 ms (accept default)

- PPM: yes
- Frequency: 16 khz
- Flash Length: 100 ms
- DID Trunks
 - Trunk Group Screen
 - Group Type: DID
 - Direction: incoming
 - Country Code: 8
 - Trunk Gain: high or low as required by loop length
 - Digit Absorption List: blank
 - Incoming Dial Type: MF
 - Trunk Type: immed-start
 - Trunk Termination: rc (complex impedance)
 - Disconnect Timing: 500 msec (This field will not be used with CPs that can accept the Incoming Disconnect and Outgoing Disconnect timers. Set these latter two timers from the Administrable Timers Screen.)
 - Digit Treatment: blank
 - Digits: blank
 - Expected Digits: 3 or 4
 - Terminal Balanced: no
 - RA Trunk Loss: 0dB
 - Extended Loop Range: (Used Only with TN459) no
 - Drop Treatment: silence
 - Disconnect Supervision:
 - Analog Trunks: no
 - Digital Trunks: yes
 - Incoming Rotary Timeout (sec): 5 sec (This field will not be used with CPs that can accept the Incoming Partial Dial timer. Set this timer from the Administrable Timers Screen.)
 - Suppress # Outpulsing: yes
 - Trunk Group Administration Screen (Timing)

Set the following timers from the Administrable Timers screen during administration of each trunk group. Select the following DID trunk timer values for this country:

 - Incoming Disconnect: 600 ms

- Incoming Dial Guard: 50 ms
- Incoming Partial Dial: 18 sec
- Incoming Incomplete Dial: 60 sec
- Flash Length: 100 ms
- Tie Trunks

No special Type Approval regulations apply. Tie trunks are administered on a case-by-case basis.

Digital Trunk Administration

This section does not list all possible valid administrable combinations: Only the most common or standard combination, compatible with public-network and Type Approval standards for each country, is presented:

- CO Trunks
 - DS1 Administration Screen
 - Circuit Pack: TN464D
 - Bit Rate: 2.048
 - Interface Companding: A-law
 - Line Coding: HDB3
 - Signaling Mode: CAS
 - Country Protocol: 8
 - Interconnect: CO
 - CRC?: No
 - Idle Code: 01010100
 - Trunk Group Administration Screen (Timing)

Digital trunk timing values should be set as for analog CO trunks with the following exception.

 - Outgoing Seizure Response: 2 sec.

- DID Trunks
 - DS1 Administration Screen
 - Circuit Pack: TN464D
 - Bit Rate: 2.048
 - Interface Companding: A-law
 - Line Coding: HDB3
 - Signaling Mode: CAS
 - Country Protocol: 8

- Interconnect: CO
- CRC?: No
- Idle Code: 01010100
- Trunk Group Administration Screen (Timing)
Digital trunk timing values should be set as for analog DID trunks.
- Tie Trunks
 - Non-ISDN Signaling Example (DS1 Administration screen)
 - Circuit Pack: TN464D
 - Bit Rate: 2.048
 - Interface Companding: A-law
 - Line Coding: HDB3
 - Signaling Mode: CAS
 - Country Protocol: 8
 - Interconnect: pbx
 - CRC?: no
 - Idle Code: 01010100
 - ISDN-PRI (Private Network) Signaling
This example assumes use of US Option 1 with facility associated signaling. Other feature options will require changes in one or more administered items.
 - DS1 Administration screen
 - Circuit Pack: TN464D
 - Bit Rate: 2.048
 - Interface Companding: A-law
 - Line Coding: HDB3
 - Signaling Mode: isdn-pri
 - Country Protocol: 8
 - Connect: pbx
 - Interface: user
 - CRC: No
 - Idle Code: 01010100
 - Signaling Group screen
 - Associated Signaling: Yes

- Primary D_Channel: xxxx16 (xxxx=>depends on CP physical location)
- Trunk Group Administration screen
 - Group Type: isdn-pri
 - Service Type: tie
- ISDN-PRI (Public Network)
Not available for this country.

Station Administration

Rotary stations are not supported in Belgium.

- Type: 2500
- Switch Hook Flash: yes
- Call Vector screen

Use this with Auto Transfer and Auto Answer through vectoring/prompting, and only for Digital outgoing trunks.

- ASAI Routing: no
- Basic: yes
- Prompting: yes
- Wait time 6 seconds hearing ringback
- Announcement extension is installation dependent
- Route to number is installation dependent if unconditionally

Bolivia

[Table 18](#) shows the recommended circuit packs.

Table 18. Recommended and Available CPs in Bolivia

Equipment	Equipment Type
Cabinet Type & Power	GAC-MCC DC-MCC AC-SCC AC-CSCC AC-CMC
AC Power Voltage & Freq	220V/50Hz
Ring Generator	20Hz
Tone Detector	> TN2182B > TN744D
Tone Clock	> TN2182B TN780 TN768
R2MFC Circuit	> TN744D TN744B
Speech Synthesizer	> TN725B
Call Classifier	> TN744D
Announcement	> TN750C TN750B
Analog DID Trunk	
Analog CO Trunk (No PPM)	> TN747B
Analog CO Trunk (w/PPM)	
4 Wire Tie Trunk	> TN760D
2 Wire Tie Trunk	
Auxiliary Trunk	> TN763D
Digital CO/DID Trunk	> TN464F TN464E TN464D
Digital Tie Trunk	> TN464F TN464E TN464D
Digital PRI CO Trunk	
Digital BRI Trunk	
Digital Converter PRI-DASS	
Digital Converter PRI-DPNSS	
Digital Converter PRI-BRI	
8 Port Analog Line	
16 Port Analog Line	> TN746B
24 Port Analog Line	n/a

Continued on next page

Table 18. Recommended and Available CPs in Bolivia — *Continued*

Equipment	Equipment Type
4 Wire Digital Line	> TN754B
2 Wire Digital Line	> TN2224 > TN2181
Data Line	> TN726B
BRI-U Line	
BRI-ST Line	

Feature Administration

The screen displays shown in this section were effective the date the type approval was awarded. The screens may have changed since that date.

Only those feature-related parameters that may have a Type Approval or basic connectivity implication for a particular country are listed here.

■ ARS/AAR Administration

To enable ARS administration, on the System-Parameters Customer-Options screen, set the `ARS` field to `y`. You also should check all ARS/AAR defaults. All default ARS analysis codes are deleted before dialed strings are added for routing when DEFINITY is installed outside of North America. Be aware that the default for the 10 digits cause dialing problems. In particular, the following call types (appear as ARS/AAR defaults) typically are not used in non-North American ARS/AAR tables:

<code>fnpa:</code>	North American numbers with an area code.
<code>hnpa:</code>	North American numbers without an area code.
<code>svc:</code>	North American numbers of the screen “x11”.

Lucent recommends only the following call types be used outside North America:

<code>int:</code>	For all international numbers.
<code>natl:</code>	For all national PN numbers.
<code>pubu:</code>	For all other external (that is, not extensions) numbers.

System Administration

Feature-Related System Parameters

Page1 of 6

FEATURE-RELATED SYSTEM PARAMETERS

Trunk-to-Trunk Transfer: all

Coverage - Subsequent Redirection No Answer Interval: 2

Coverage - Caller Response Interval (seconds): 4

Keep Held SBA at Coverage Point? y

Automatic Callback - No Answer Timeout Interval (rings): 3

Call Park Timeout Interval (minutes): 10

Off-Premises Tone Detect Timeout Interval (seconds): 20

AAR/ARS Dial Tone Required? y

Music/Tone on Hold: none

Music (or Silence) on Transferred Trunk Calls? no

DID/Tie/ISDN Intercept Treatment: attd

Internal Automatic Answer for Attendant Extended Calls? n

Automatic Circuit Assurance (ACA) Enabled? n

Page2 of 6

FEATURE-RELATED SYSTEM PARAMETERS

LEAVE WORD CALLING PARAMETERS

Maximum Number of Messages Per Station (when MSA not in service):10

Stations with System-wide Retrieval Permission (enter extension)

1:2:3:4:5:

6:7:8:9:10:

WARNING! SEE USER DOCUMENTATION BEFORE CHANGING TTI STATE

Terminal Translation Initialization (TTI) Enabled? n

External Coverage Treatment for Transferred Incoming Calls? n

SECURITY VIOLATION NOTIFICATION (SVN) PARAMETERS HAVE MOVED TO THE SYSTEM-PARAMETERS SECURITY SCREEN

FEATURE-RELATED SYSTEM PARAMETERS

Reserved Slots for Attendant Priority Queue: 5
Time before Off-hook Alert: 10
Emergency Access Redirection Extension:
Service Observing Warning Tone? y
Number of Emergency Calls Allowed in Attendant Queue: 5
Call Pickup Alerting? n
Deluxe Paging and Call Park Timeout to Originator? n
Controlled Outward Restriction Intercept Treatment: tone
Controlled Termination Restriction (Do Not Disturb): tone
Controlled Station to Station Restriction: tone

AUTHORIZATION CODE PARAMETERS

Authorization Codes Enabled?
Authorization Code Length:
Authorization Code Cancellation Symbol: #
Attendant Time Out Flag? n
Display Authorization Code? y

FEATURE-RELATED SYSTEM PARAMETERS

SYSTEM PRINTER PARAMETERS

System Printer Extension: Lines Per Page: 60

SYSTEM-WIDE PARAMETERS

Switch Name:

CALL CENTER SYSTEM PARAMETERS

Direct Agent Announcement Extension:
Direct Agent Announcement Delay:
Converse Delay Data1: 0 Data2: 2
Direct Agent Announcement Extension: Converse Pulse ON: 100 OFF: 70
Prompting Timeout (secs): 10

CALL MANAGEMENT SYSTEM PARAMETERS

BCMS/VuStats Measurement Interval: hour
BCMS/VuStats Abandon Call Timer (seconds): Validate Login IDs? n
ACD Login Identification Length: Adjunct CMS Release:

MALICIOUS CALL TRACE PARAMETERS

Apply MCT Warning Tone? n MCT Voice Recorder Trunk Group:

FEATURE-RELATED SYSTEM PARAMETERS

Public Network Trunks on Conference Call:	5	Auto Start?	n
Conference Parties with Public Network Trunks:	6	Auto Hold?	n
Conference Parties without Public Network Trunks:	6	Attendant Tone?	y
Night Service Disconnect Timer (seconds):	180	Bridging Tone?	n
Short Interdigit Timer (seconds):	3	Conference Tone?	n
Unanswered DID Call Timer (seconds):		Intrusion Tone?	n
Line Intercept Tone Timer (seconds):	30		
DID Busy Treatment: tone			
Allow AAR/ARS Access from DID/DIOD?	n		

DISTINCTIVE AUDIBLE ALERTING

Internal: 1 External: 2 Priority: 3
Attendant Originated Calls: external

FEATURE-RELATED SYSTEM PARAMETERS

Pull Transfer:	n	Update Transferred Ring Pattern?	n
Outpulse Without Tone?	y	Wait Answer Supervision Timer?	y
		Repetitive Call Waiting Tone?	n
Allow Conference via Flash?	y		
Vector Disconnect Timer (min):		Network Feedback During Tone Detection?	y
Hear Zip Tone Following VOA?	n		
Intercept Treatment On Failed Trunk Transfers?	n		
Station Tone Forward Disconnect:	silence		
Level Of Tone Detection:	precise		

RECALL TIMING

Flashhook Interval?	y	Upper Bound (msec):	1000
		Lower Bound (msec):	200

ENHANCED DCS

Enhanced DCS Enabled?	n		
Apply Intercept Locally?	y	Enforce PNT-to-PNT Restrictions?	n

Multifrequency-Signaling-Related System Parameters

Page1 of 3

MULTIFREQUENCY-SIGNALING-RELATED SYSTEM PARAMETERS

Incoming Call Type: group-ii-mfc
Outgoing Call Type: group-ii-mfc
Maintenance Call Type: none
Test Call Extension:
Interdigit Timer (sec): 10
Outgoing Forward Signal Present Timer (sec): 15
Outgoing Forward Signal Absent Timer (sec): 30
Multifrequency Signaling Incoming Intercept Treatment? n
Received Signal Gain(-Loss) (dB): 0
Transmitted Signal Gain(-Loss) (dB): -3

ANI Prefix:
ANI for PBX:
Next ANI Digit: send-ani
ANI Prefix: Collect All Digits Before Seizure? n
Request Incoming ANI (non-AAR/ARS)? n
Called Party Category: user-type
Use COR for Calling Party Category? n

Page2 of 3

MULTIFREQUENCY-SIGNALING-RELATED SYSTEM PARAMETERS

INCOMING FORWARD SIGNAL TYPES
(Tones from CO)

INCOMING BACKWARD SIGNAL TYPES
(Tones to CO)

Group-I
11: ignored
12: ignored
13: ignored
14: ignored
15: ignored

Group-II
1: normal
2: normal
3: normal
4: normal
5: normal
6: normal
7: normal
8: normal
9: normal
10: normal
11: normal
12: normal
13: normal
14: normal
15: normal

Group-A
1: next-digit
3: end-of-dial

Group-B
1: free
2: busy
4: congestion
7: intercept

Page3 of 3			
MULTIFREQUENCY-SIGNALING-RELATED SYSTEM PARAMETERS			
OUTGOING FORWARD SIGNAL TYPES (Tones to CO)		OUTGOING BACKWARD SIGNAL TYPES (Tones from CO)	
Group-I	Group-II	Group-A	Group-B
12: ani-not-avail	2: normal	1: next-digit	1: free
15: end-of-ani	1: attendant	2: congestion	2: busy
	6: data-call	3: end-of-dial	3: congestion
		4: congestion	4: congestion
		5: send-ani	5: congestion
		6: congestion	6: free
		7: last-2-digits	7: intercept
		8: last-3-digits	8: congestion
		9: congestion	9: congestion
		10: congestion	10: congestion
		11: congestion	11: congestion
		12: congestion	12: congestion
		13: congestion	13: congestion
		14: congestion	14: congestion
		15: congestion	15: congestion

System Parameters Country-Options

Page1 of 7	
SYSTEM PARAMETERS COUNTRY-OPTIONS	
Companding Mode: A-Law	Base Tone Generator Set: 1
440Hz PBX-dial Tone? y	440Hz Secondary-dial Tone? y
Digital Loss Plan: 1	
Analog Ringing Cadence: 1	
TONE DETECTION PARAMETERS	
Tone Detection Mode: 6	
Interdigit Pause: short	

Page2 of 7

SYSTEM PARAMETERS COUNTRY-OPTIONS			
Tone Name	Cadence Step	Tone (Frequency/Level)	
Busy-Tone	1:	400/-11.0Hz	Duration (mses) 500
	2:	Silence	Duration (mses) 500
	3:	Goto	Step 1
	4:		
	5:		
	6:		
	7:		
	8:		
	9:		
	10:		

Trunk Group Administration

CO Trunk Group Administration

Page 1 of 10

TRUNK GROUP			
Group Number:	Group Type: co	CDR Reports: y	
Group Name: OUTSIDE CALL	COR: 1	TN: 1	TAC:
Direction: two-way	Outgoing Display? n	Night Service:	
Dial Access? n	Busy Threshold: 99	Incoming Destination:	
Queue Length: 0	Country: 1	Digit Absorption List:	
Comm Type: voice	Auth Code? n	Toll Restricted? n	
Prefix-1? n	Trunk Flash? n		
TRUNK PARAMETERS			
Trunk Type: loop-start			
Outgoing Dial Type: tone	Cut-Through? n		
Trunk Termination: rc	Disconnect Timing(msec): 500		
Auto Guard? n	Call Still Held? n	Sig Bit Inversion: none	
Terminal Balanced? n	RA Trunk Loss: 0db		
Trunk Gain: high			
Disconnect Supervision - In? n Out? n		Cyclical Hunt? n	
Answer Supervision Timeout: 10		Receive Answer Supervision? n	

Page2 of 10

TRUNK FEATURES

ACA Assignment? nMeasured: noneMaintenance Tests? y

Abandoned Call Search? nData Restriction? n

Suppress # Outpulsing? n

Page3 of 10

TRUNK GROUP

ADMINISTRABLE TIMERS

Incoming Disconnect(msec): 500Outgoing Disconnect(msec): 500

Incoming Glare Guard(msec): 1500Outgoing Dial Guard(msec): 1600

Outgoing Glare Guard(msec): 1500

Ringing Monitor(msec): 5200Incoming Seizure(msec): 500

Outgoing End of Dial(sec): 10Outgoing Seizure Response(sec): 5

Programmed Dial Pause(msec): 1500

Flash Length(msec): 540

END TO END SIGNALING

Tone(msec): 350Pause(msec): 150

OUTPULSING INFORMATION

PPS: 10Make(msec): 40Break(msec): 60PPM? n

Page4 of 10

TRUNK GROUP

Administered Members (min/max): 0/0

Total Administered Members: 0

GROUP MEMBER ASSIGNMENTS

Port	Code	Sfx	Name	Night	Mode	Type	Ans Delay
1:							
2:							
3:							

DIOD Trunk Group Administration

Page1 of 10

TRUNK GROUP

Group Number:

Group Name: OUTSIDE CALL

Direction: two-way

Dial Access? n

Queue Length: 0

Group Type: diod

COR: 1

Outgoing Display? n

Busy Threshold: 99

Country: 1

Auth Code? n

Trunk Flash? n

CDR Reports: y

TN: 1

TAC:GG

Digit Absorption List:

Toll Restricted? n

Prefix-1? n

TRUNK PARAMETERS

Trunk Type: immed-start

Outgoing Dial Type: mf

Trunk Termination: rc

Digit Treatment:

Expected Digits:

Terminal Balanced? n

Incoming Dial Type: mf

Digits:

Sig Bit Inversion: none

RA Trunk Loss: 0db

Drop Treatment: silence

Trunk Gain: high

Disconnect Supervision - In? y

Out? n

Answer Supervision Timeout: 10

Receive Answer Supervision? n

Page2 of 20

TRUNK FEATURES

ACA Assignment? n

Measured: none

Maintenance Tests? y

Data Restriction? n

Suppress # Outpulsing? n

Page3 of 10

TRUNK GROUP

ADMINISTRABLE TIMERS

Incoming Disconnect(msec): 500
Incoming Dial Guard(msec): 70
Incoming Glare Guard(msec): 1500

Outgoing Disconnect(msec): 500
Outgoing Dial Guard(msec): 1600
Outgoing Glare Guard(msec): 1500

Ringing Monitor(msec): 5200
Outgoing End of Dial(sec): 10
Programmed Dial Pause(msec): 1500
Flash Length(msec):

Incoming Seizure(msec): 500
Outgoing Seizure Response(sec): 5
Incoming Incomplete Dial Alarm(sec): 255

END TO END SIGNALING

Tone(msec): 350

Pause(msec): 150

OUTPULSING INFORMATION

PPS: 10 Make(msec): 40 Break(msec): 60 PPM? n

Page4 of 10

TRUNK GROUP

Administered Members (min/max): 0/0

Total Administered Members: 0

GROUP MEMBER ASSIGNMENTS

Port	Code	Sfx	Name	Night	Mode	Type	Ans Delay
1:							
2:							
3:							

DID Trunk Group Administration

Page1 of 10

TRUNK GROUP

Group Number:Group Type: didCDR Reports: y
Group Name: OUTSIDE CALLCOR: 1TN: 1TAC:
Country: 1
Auth Code? n

TRUNK PARAMETERS

Trunk Type: immed-startIncoming Rotary Timeout(sec): 5
Incoming Dial Type: tone
Trunk Termination: rcDisconnect Timing(msec): 500
Digit Treatment:Digits:
Expected Digits:Sig Bit Inversion: none
Terminal Balanced? nRA Trunk Loss: 0db
Extended Loop Range? nTrunk Gain: highDrop Treatment: silence
Disconnect Supervision - In? y

Page2 of 10

TRUNK FEATURES

ACA Assignment? nMeasured: none
Maintenance Tests? y
Data Restriction? n
Suppress # Outpulsing? n

Page3 of 10

TRUNK GROUP

ADMINISTRABLE TIMERS

Incoming Disconnect(msec): 500
Incoming Dial Guard(msec): 70
Flash Length(msec): 540Incoming Incomplete Dial Alarm(sec): 255
END TO END SIGNALING
Tone(msec): 350Pause(msec): 150

Page4 of 10

TRUNK GROUP

Administered Members (min/max):0/0

Total Administered Members:0

GROUP MEMBER ASSIGNMENTS

Port	Code	Sfx	Name
1:			
2:			
3:			

DS1 for CO, DID and DIOD Trunks to the PTT
Using Digital Trunks

Page1 of 1

DS1 CIRCUIT PACK

Location:	Name: E-1CO, DID, DIOD
Bit Rate: 2.048	Line Coding: hdb3
Signaling Mode: CAS	
Interconnect: CO	Country Protocol: 7
Interface Companding: alaw	CRC? n
Idle Code: 11111111	
MAINTENANCE PARAMETERS	
Slip Detection? n	Near-end CSU Type: other

Brazil

[Table 19](#) shows the recommended circuit packs.

Table 19. Recommended and Available CPs in Brazil

Equipment	Equipment Type
Cabinet Type & Power	GAC-MCC AC-MCC DC-MCC AC-SCC DC-SCC AC-CSCC AC-CMC
AC Power Voltage & Freq	127V/60Hz 220V/60Hz
Ring Generator	25Hz
Tone Detector	> TN2182B > TN744D TN748D
Tone Clock	> TN2182B TN780
R2MFC Circuit	> TN744D TN744B
Speech Synthesizer	> TN725B
Call Classifier	> TN744D
Announcement	> TN750C TN750B
Analog DID Trunk	> TN753
Analog CO Trunk (No PPM)	
Analog CO Trunk (w/PPM)	> TN465C TN465B
4 Wire Tie Trunk	> TN2140B
2 Wire Tie Trunk	> TN439
Auxiliary Trunk	> TN763D
Digital CO/DID Trunk	> TN464F TN464E TN464D TN464C
Digital Tie Trunk	> TN464F TN464E TN464D TN464C
Digital PRI CO Trunk	> TN464F TN464E TN464D TN464C
Digital BRI Trunk	
Digital Converter PRI-DASS	
Digital Converter PRI-DPNSS	
Digital Converter PRI-BRI	
8 Port Analog Line	n/a
16 Port Analog Line	> TN746B
24 Port Analog Line	n/a

Continued on next page

Table 19. Recommended and Available CPs in Brazil — *Continued*

Equipment	Equipment Type
4 Wire Digital Line	> TN754B
2 Wire Digital Line	#TN2224 > TN2181
Data Line	> TN726B
BRI-U Line	TN2198
BRI-ST Line	TN556B

Country-Specific Feature

When not using the Block Collect Call feature, the Country field should be **16**.

⇒ NOTE:
Block Collect Call requires TN753 v22 or later for DID trunks, TN464F v9 or later for DS1 trunks, and TN465C (all vintages) for analog CO trunks.

⇒ NOTE:
The 900 ohms feature requires TN465CV2 or later for analog CO circuit packs, and either TN2155V3 or later or TN2183BV4 or later for analog line circuit packs.

Feature Administration

The screen displays shown in this section were effective the date the type approval was awarded. The screens may have changed since that date.

Only those feature-related parameters that may have a Type Approval or basic connectivity implication for a particular country are listed here.

- **ARS/AAR Administration**
To enable ARS administration, on the System-Parameters Customer-Options screen, set the **ARS** field to **y**. You also should check all ARS/AAR defaults. All default ARS analysis codes are deleted before dialed strings are added for routing when DEFINITY is installed outside of North America. Be aware that the default for the 10 digits cause dialing problems. In particular, the following call types (appear as ARS/AAR defaults) typically are not used in non-North American ARS/AAR tables:

fnpa:	North American numbers with an area code.
hnpa:	North American numbers without an area code.
svc:	North American numbers of the screen “x11”.

Lucent recommends only the following call types be used outside North America:

int:	For all international numbers.
natl:	For all national PN numbers.
pubu:	For all other external (that is, not extensions) numbers.

System Parameter Administration

Feature-Related System Parameters

Page1 of 6

FEATURE-RELATED SYSTEM PARAMETERS

Trunk-to-Trunk Transfer: all

Coverage - Subsequent Redirection No Answer Interval: 2

Coverage - Caller Response Interval (seconds): 4

Keep Held SBA at Coverage Point? y

Automatic Callback - No Answer Timeout Interval (rings): 3

Call Park Timeout Interval (minutes): 10

Off-Premises Tone Detect Timeout Interval (seconds): 20

AAR/ARS Dial Tone Required? y

Music/Tone on Hold: none

Music (or Silence) on Transferred Trunk Calls? no

DID/Tie/ISDN Intercept Treatment: attd

Internal Automatic Answer for Attendant Extended Calls? n

Automatic Circuit Assurance (ACA) Enabled? n

Page 2 of 6

FEATURE-RELATED SYSTEM PARAMETERS

LEAVE WORD CALLING PARAMETERS

Maximum Number of Messages Per Station (when MSA not in service):10

Stations with System-wide Retrieval Permission (enter extension)

1: 2: 3: 4: 5:

6: 7: 8: 9: 10:

WARNING! SEE USER DOCUMENTATION BEFORE CHANGING TTI STATE

```
Terminal Translation Initialization (TTI) Enabled? n
```

External Coverage Treatment for Transferred Incoming Calls? n

SECURITY VIOLATION NOTIFICATION (SVN) PARAMETERS HAVE MOVED TO
THE SYSTEM-PARAMETERS SECURITY SCREEN

Page 3 of 6

FEATURE-RELATED SYSTEM PARAMETERS

Reserved Slots for Attendant Priority Queue: 5

Time before Off-hook Alert: 10

Emergency Access Redirection Extension:

Service Observing Warning Tone? y

Number of Emergency Calls Allowed in Attendant Queue: 5

Call Pickup Alerting? n

Deluxe Paging and Call Park Timeout to Originator? n

Controlled Outward Restriction Intercept Treatment: tone

Controlled Termination Restriction (Do Not Disturb): tone

Controlled Station to Station Restriction: tone

AUTHORIZATION CODE PARAMETERS

Authorization Codes Enabled?

Authorization Code Length:

Authorization Code Cancellation Symbol: #

Attendant Time Out Flag? n

Display Authorization Code? y

FEATURE-RELATED SYSTEM PARAMETERS

SYSTEM PRINTER PARAMETERS
System Printer Extension: Lines Per Page: 60

SYSTEM-WIDE PARAMETERS
Switch Name:

CALL CENTER SYSTEM PARAMETERS
Direct Agent Announcement Extension: Direct Agent Announcement Delay:
Converse Delay Datal: 0 Data2: 2
Direct Agent Announcement Extension: Converse Pulse ON: 100 OFF: 70
Prompting Timeout (secs): 10

CALL MANAGEMENT SYSTEM PARAMETERS
BCMS/VuStats Measurement Interval: hour
BCMS/VuStats Abandon Call Timer (seconds): Validate Login IDs? n
ACD Login Identification Length: Adjunct CMS Release:

MALICIOUS CALL TRACE PARAMETERS
Apply MCT Warning Tone? n MCT Voice Recorder Trunk Group:

FEATURE-RELATED SYSTEM PARAMETERS

Public Network Trunks on Conference Call: 5 Auto Start? n
Conference Parties with Public Network Trunks: 6 Auto Hold? n
Conference Parties without Public Network Trunks: 6 Attendant Tone? y
Night Service Disconnect Timer (seconds): 180 Bridging Tone? n
Short Interdigit Timer (seconds): 3 Conference Tone? n
Unanswered DID Call Timer (seconds): Intrusion Tone? n
Line Intercept Tone Timer (seconds): 30
DID Busy Treatment: tone
Allow AAR/ARS Access from DID/DIOD? n

DISTINCTIVE AUDIBLE ALERTING
Internal: 1 External: 2 Priority: 3
Attendant Originated Calls: external

Page6 of 6

FEATURE-RELATED SYSTEM PARAMETERS

Pull Transfer: n

Outpulse Without Tone? n

Allow Conference via Flash? y

Vector Disconnect Timer (min):

Hear Zip Tone Following VOA? n

Intercept Treatment On Failed Trunk Transfers? n

Update Transferred Ring Pattern? n

Wait Answer Supervision Timer? n

Repetitive Call Waiting Tone? n

Network Feedback During Tone Detection? y

Station Tone Forward Disconnect: busy

Level Of Tone Detection: precise

RECALL TIMING

Flashhook Interval? y

Upper Bound (msec): 1000

Lower Bound (msec): 200

ENHANCED DCS

Enhanced DCS Enabled? n

Apply Intercept Locally? y

Enforce PNT-to-PNT Restrictions? n

Multifrequency-Signaling-Related System Parameters

Page1 of 3

MULTIFREQUENCY-SIGNALING-RELATED SYSTEM PARAMETERS

Incoming Call Type: group-ii-mfc

Outgoing Call Type: group-ii-mfc

Maintenance Call Type: none

Test Call Extension:

Interdigit Timer (sec): 7

Outgoing Forward Signal Present Timer (sec): 20

Outgoing Forward Signal Absent Timer (sec): 30

Multifrequency Signaling Incoming Intercept Treatment? n

Received Signal Gain(-Loss) (dB): 0

Transmitted Signal Gain(-Loss) (dB): -3

ANI Prefix:

ANI for PBX:

Next ANI Digit: send-ani

ANI Prefix:

Collect All Digits Before Seizure? n

Request Incoming ANI (non-AAR/ARS)? n

Called Party Category: user-type

Use COR for Calling Party Category? n

MULTIFREQUENCY-SIGNALING-RELATED SYSTEM PARAMETERS

INCOMING FORWARD SIGNAL TYPES (Tones from CO)		INCOMING BACKWARD SIGNAL TYPES (Tones to CO)	
Group-I	Group-II	Group-A	Group-B
11: ignored	1: normal	1: next-digit	1: free
12: ani-not-avail	2: normal	3: end-of-dial	2: busy
13: ignored	3: normal	4: congestion	4: congestion
14: ignored	4: normal	5: send-ani	7: intercept
15: and-of-ani	5: attendant		
	6: data-call		
	7: normal		
	8: send-intercept		
	9: normal		
	10: normal		
	11: normal		
	12: normal		
	13: normal		
	14: normal		
	15: normal		

MULTIFREQUENCY-SIGNALING-RELATED SYSTEM PARAMETERS

OUTGOING FORWARD SIGNAL TYPES (Tones to CO)		OUTGOING BACKWARD SIGNAL TYPES (Tones from CO)	
Group-I	Group-II	Group-A	Group-B
12: ani-not-avail	2: normal	1: next-digit	1: free
15: end-of-ani	1: attendant	2: restart	2: busy
	6: data-call	3: end-of-dial	3: congestion
		4: congestion	4: congestion
		5: send-ani	5: free
		6: congestion	6: free
		7: last-2-digits	7: intercept
		8: last-3-digits	8: congestion
		9: last digit	9: congestion
		10: congestion	10: congestion
		11: congestion	11: congestion
		12: congestion	12: congestion
		13: congestion	13: congestion
		14: congestion	14: congestion
		15: congestion	15: congestion

System Parameters Country-Options

Page1 of 7

SYSTEM PARAMETERS COUNTRY-OPTIONS

Companding Mode: Mu-Law

440Hz PBX-dial Tone? n

Digital Loss Plan: 1

Analog Ringing Cadence: 3

Analog Line Transmission: _

64/84xx Display Character Set: Roman

Base Tone Generator Set: 1

440Hz Secondary-dial Tone? n

Version of Digital Loss Plan: _

Set Layer 1 timer T1 to 30 seconds? n

TONE DETECTION PARAMETERS

Tone Detection Mode: 1

Interdigit Pause: short

In Analog Line Transmission field, set to **23** for 900 ohms or set to **16** for 600 ohms.

Page2 of 7

SYSTEM PARAMETERS COUNTRY-OPTIONS

Tone Name	Cadence	Tone
	Step	(Frequency/Level)
PBX-Dial	1:	(425/-11)(950)
	2:	(silence)(50)
	3:	(goto)(1)
	4:	
	5:	
	6:	
	7:	
	8:	
	9:	
	10:	

Page 3 of 7		
SYSTEM PARAMETERS COUNTRY-OPTIONS		
Tone Name	Cadence	Tone
	Step	(Frequency/Level)
Secondary Dial	1:	(425/-11)(5000)
	2:	(goto)(1)
	3:	
	4:	
	5:	
	6:	
	7:	
	8:	
	9:	
	10:	

Page 4 of 7		
SYSTEM PARAMETERS COUNTRY-OPTIONS		
Tone Name	Cadence	Tone
	Step	(Frequency/Level)
Ringback	1:	(425/-11)(1000)
	2:	(silence)(4000)
	3:	(goto)(1)
	4:	
	5:	
	6:	
	7:	
	8:	
	9:	
	10:	

SYSTEM PARAMETERS COUNTRY-OPTIONS

Tone Name	Cadence	Tone
	Step	(Frequency/Level)
Busy	1:	(425/-11)(250)
	2:	(silence)(250)
	3:	(goto)(1)
	4:	
	5:	
	6:	
	7:	
	8:	
	9:	
	10:	

SYSTEM PARAMETERS COUNTRY-OPTIONS

Tone Name	Cadence	Tone
	Step	(Frequency/Level)
Intercept	1:	(425/-11)(100)
	2:	(silence)(100)
	3:	(goto)(1)
	4:	
	5:	
	6:	
	7:	
	8:	
	9:	
	10:	

Page7 of 7

SYSTEM PARAMETERS COUNTRY-OPTIONS		
Tone Name	Cadence	Tone
	Step	(Frequency/Level)
Intrusion	1:	(425/-17.25)(50)
	2:	(silence)(2000)
	3:	(goto)(1)
	4:	
	5:	
	6:	
	7:	
	8:	
	9:	
	10:	

Page7 of 7

SYSTEM PARAMETERS COUNTRY-OPTIONS		
Tone Name	Cadence	Tone
	Step	(Frequency/Level)
Hold	1:	(425/-11)(50)
	2:	(silence)(150)
	3:	(425/-11)(50)
	4:	(silence)(12750)
	5:	(goto)(1)
	6:	
	7:	
	8:	
	9:	
	10:	

Page 7 of 7

SYSTEM PARAMETERS COUNTRY-OPTIONS		
Tone Name	Cadence Step	Tone (Frequency/Level)
Conference	1:	(425/-17.25)(50)
	2:	(silence)(12750)
	3:	(goto)(1)
	4:	
	5:	
	6:	
	7:	
	8:	
	9:	
	10:	


Trunk Group Administration

CO Trunk Group Administration

Page 1 of 10

TRUNK GROUP		
Group Number:	Group Type: co	CDR Reports: y
Group Name:	COR: 1	TN: 1 TAC:
Direction: two-way	Outgoing Display? n	
Dial Access? n	Busy Threshold: 99	Night Service:
Queue Length: 0	Country: 1	Incoming Destination:
Comm Type: voice	Auth Code? n	Digit Absorption List:
Prefix-1? n	Trunk Flash? n	Toll Restricted? n
TRUNK PARAMETERS		
Trunk Type: loop-start		
Outgoing Dial Type: tone		Cut-Through? n
Trunk Termination: 600		Disconnect Timing(msec): 500
Auto Guard? y	Call Still Held? y	Sig Bit Inversion: none
Terminal Balanced? y		RA Trunk Loss: 0db
	Trunk Gain: high	
Disconnect Supervision - In? n Out? n		Cyclical Hunt? n
Answer Supervision Timeout: 10		Receive Answer Supervision? n

For 900 ohm operation, if the Country field is **16** or **23**, set the Version field to **a** (if Country 5 signaling is to be used) or **b** (if Country 1 signaling is to be used).

 **NOTE:**
The following is valid only on TN465CV2 or later circuit packs.

To enable 600-ohm operation, set the:

- Country field set to **16** or **23**
- Version field to **a**

To enable 900-ohm operation, set the:

- Country field set to **16** or **23**
- Version field to **b**

Page2 of 10

TRUNK FEATURES

ACA Assignment? n	Measured: none	Maintenance Tests? y
Abandoned Call Search? n	Data Restriction? n	
Suppress # Outpulsing? y		

Page3 of 10

TRUNK GROUP

ADMINISTRABLE TIMERS

Incoming Disconnect(msec): 500	Outgoing Disconnect(msec): 500
Incoming Glare Guard(msec): 1500	Outgoing Dial Guard(msec): 1600
Outgoing Glare Guard(msec): 1500	
Ringing Monitor(msec): 5200	Incoming Seizure(msec): 500
Outgoing End of Dial(sec): 10	Outgoing Seizure Response(sec): 5
Programmed Dial Pause(msec): 1500	
Flash Length(msec): 540	

END TO END SIGNALING

Tone(msec): 350	Pause(msec): 150
-----------------	------------------

OUTPULSING INFORMATION

PPS: 10	Make(msec): 40	Break(msec): 60	PPM? n
---------	----------------	-----------------	--------

 **NOTE:**
If the Country field is **23**, Block Collect Call is enabled. Set the Flash Length field to **2000**.

Page

4 of 10

TRUNK GROUP

Administered Members (min/max):

0/0

Total Administered Members:

0

GROUP MEMBER ASSIGNMENTS

Port	Code	Sfx	Name	Night	Mode	Type	Ans Delay
1:							
2:							
3:							

DIOD Trunk Group Administration

Page 1 of 10

TRUNK GROUP

Group Number: Group Type: diod CDR Reports: y
Group Name: COR: 1 TN: 1 TAC:
Direction: two-way Outgoing Display? n
Dial Access? n Busy Threshold: 99
Queue Length: 0 Country: 16

Prefix-1? n Auth Code? n Digit Absorption List:
Trunk Flash? n Toll Restricted? n

TRUNK PARAMETERS

Trunk Type: immed-start
Outgoing Dial Type: mf Incoming Dial Type: mf
Trunk Termination: 600
Digit Treatment: Digits:
Expected Digits: Sig Bit Inversion: none
Terminal Balanced? y RA Trunk Loss: 0db

Trunk Gain: high Drop Treatment: busy
Disconnect Supervision - In? y Out? n
Answer Supervision Timeout: 10 Receive Answer Supervision? n

Page		2 of 20	
TRUNK FEATURES			
ACA Assignment? n		Measured: none	
Data Restriction? n		Maintenance Tests? y	
Suppress # Outpulsing? y			

Page3 of 10

TRUNK GROUP

ADMINISTRABLE TIMERS

Incoming Disconnect(msec): 500

Incoming Dial Guard(msec): 70

Incoming Glare Guard(msec): 1500

Ringing Monitor(msec): 5200

Outgoing End of Dial(sec): 10

Programmed Dial Pause(msec): 1500

Flash Length(msec):

Outgoing Disconnect(msec): 500

Outgoing Dial Guard(msec): 1600

Outgoing Glare Guard(msec): 1500

Incoming Seizure(msec): 500

Outgoing Seizure Response(sec): 5

Incoming Incomplete Dial Alarm(sec): 255

END TO END SIGNALING

Tone(msec): 350

Pause(msec): 150

OUTPULSING INFORMATION

PPS: 10

Make(msec): 40

Break(msec): 60

PPM? n

Page4 of 10

TRUNK GROUP

Administered Members (min/max): 0/0

Total Administered Members: 0

GROUP MEMBER ASSIGNMENTS

Port	Code	Sfx	Name	Night	Mode	Type	Ans Delay
1:							
2:							
3:							

DID Trunk Group Administration

Page1 of 10

TRUNK GROUP

Group Number:Group Type: didCDR Reports: y
Group Name:COR: 1TN: 1TAC:
Country: 16
Auth Code? n

TRUNK PARAMETERS

Trunk Type: immed-startIncoming Rotary Timeout(sec): 5
Incoming Dial Type: tone
Trunk Termination: 600Disconnect Timing(msec): 500
Digit Treatment:Digits:
Expected Digits:Sig Bit Inversion: none
Terminal Balanced? yRA Trunk Loss: 0db
Extended Loop Range? nTrunk Gain: highDrop Treatment: busy
Disconnect Supervision - In? y

Page2 of 10

TRUNK FEATURES

ACA Assignment? nMeasured: none
Maintenance Tests? y
Data Restriction? n
Suppress # Outpulsing? y

Page3 of 10

TRUNK GROUP

ADMINISTRABLE TIMERS

Incoming Disconnect(msec): 500
Incoming Dial Guard(msec): 70
Flash Length(msec): 540Incoming Incomplete Dial Alarm(sec): 255
END TO END SIGNALING
Tone(msec): 350Pause(msec): 150

Page4 of 10

TRUNK GROUP

Administered Members (min/max):0/0

Total Administered Members:0

GROUP MEMBER ASSIGNMENTS

PortCodeSfxName

1:

2:

3:

Digital Trunk Administration

This section does not list all possible valid administrable combinations: Rather the most common or standard combination, compatible with public-network and Type Approval standards for each country, is presented:

DS1 for CO, DID and DIOD trunks to the PTT
using digital trunks

Page1 of 1

DS1 CIRCUIT PACK

Location:Name: E-1CO, DID, DIOD

Bit Rate: 2.048Line Coding: hdb3

Signaling Mode: CAS

Interconnect: COCountry Protocol: 16

Interface Companding: alawCRC? n

Idle Code: 01010100

MAINTENANCE PARAMETERS

Slip Detection? nNear-end CSU Type: other

ISDN-PRI (Private Network) Signaling This example assumes use of US Option 1 with facility associated signaling. Other feature options require changes in one or more administered items.

DS1 Administration screen

- Circuit Pack: TN464D (or TN464C from upgrades)
- Bit Rate: 2.048
- Interface Companding: A-law

- Line Coding: HDB3
- Signaling Mode: isdn-pri
- Country Protocol: 1
- Connect: pbx
- Interface: user
- CRC: No
- Idle Code: 01010100

Signaling Group screen

- Associated Signaling: Yes
- Primary D_Channel: xxxx16 (xxxx=>depends on CP physical location)

Trunk Group Administration screen

- Group Type: isdn-pri
- Service Type: tie

ISDN-PRI (Public Network)

Not available for this country.

Canada & U.S.

[Table 20](#) shows the recommended circuit packs.

Table 20. Recommended and Available CPs in Canada & U.S.

Equipment	Equipment Type
Cabinet Type & Power	GAC-MCC AC-MCC DC-MCC AC-SCC DC-SCC AC-CSCC AC-CMC
AC Power Voltage & Freq	120V/60Hz 208V/60Hz 240V/60Hz
Ring Generator	20Hz
Tone Detector	> TN2182B > TN744D TN748D TN748C
Tone Clock	> TN2182B TN780 TN768
R2MFC Circuit	n/a
Speech Synthesizer	> TN725B
Call Classifier	> TN2182B, > TN744D TN744B
Announcement	TN750C TN750B TN750
Analog DID Trunk	> TN753
Analog CO Trunk (No PPM)	> TN747B
Analog CO Trunk (w/PPM)	n/a
4 Wire Tie Trunk	> TN760D
2 Wire Tie Trunk	n/a
Auxiliary Trunk	> TN763D TN763C TN763B
Digital CO/DID Trunk	> TN464F TN464E TN464D TN767
Digital Tie Trunk	> TN464F TN464E TN464D TN767 TN722B
Digital PRI CO Trunk	> TN464F TN464E TN464D TN767
Digital BRI Trunk	
Digital Converter PRI-DASS	
Digital Converter PRI-DPNSS	
Digital Converter PRI-BRI	
8 Port Analog Line	TN742
16 Port Analog Line	> TN746B TN746
4 Wire Digital Line	> TN754B

Continued on next page

Table 20. Recommended and Available CPs in Canada & U.S. — *Continued*

Equipment	Equipment Type
2 Wire Digital Line	>TN2224 TN2181
Data Line	>TN726B
BRI-U Line	TN2198
BRI-ST Line	TN556B

Administration

All timers and option selections default to the values appropriate for operation in the US. Whenever a Country Code is requested, use Code 1.³

3. The default Country Code value is always “1” (US).

Chile

[Table 21](#) shows the recommended circuit packs.

Table 21. Recommended and Available CPs in Chile

Equipment	Equipment Type
Cabinet Type & Power	GAC-MCC AC-MCC DC-MCC AC-SCC DC-SCC AC-CSCC AC-CMC
AC Power Voltage & Freq	220V/50Hz
Ring Generator	20Hz
Tone Detector	> TN2182B > TN744D TN748D TN748C
Tone Clock	> TN2182B TN780 TN768
R2MFC Circuit	
Speech Synthesizer	> TN725B
Call Classifier	> TN744D
Announcement	> TN750C TN750B
Analog DID Trunk	
Analog CO Trunk (No PPM)	> TN747B
Analog CO Trunk (w/PPM)	
4 Wire Tie Trunk	> TN760D
2 Wire Tie Trunk	
Auxiliary Trunk	> TN763D
Digital CO/DID Trunk	> TN464F TN464E TN464D TN464C
Digital Tie Trunk	> TN464F TN464E TN464D TN464C
Digital PRI CO Trunk	
Digital BRI Trunk	
Digital Converter PRI-DASS	
Digital Converter PRI-DPNSS	
Digital Converter PRI-BRI	
8 Port Analog Line	
16 Port Analog Line	> TN746B
24 Port Analog Line	n/a

Continued on next page


Table 21. Recommended and Available CPs in Chile — *Continued*

Equipment	Equipment Type
4 Wire Digital Line	> TN754B
2 Wire Digital Line	> TN2224 TN2181
Data Line	
BRI-U Line	
BRI-ST Line	

Feature Administration

The screen displays shown in this section were effective the date the type approval was awarded. The screens may have changed since that date.

Only those feature-related parameters that may have a Type Approval or basic connectivity implication for a particular country are listed here.

 **NOTE:**
Block Collect Call requires TN753 v22 or later for DID trunks, and TN464F v9 or later for DS1 trunks, and TN465C (all vintages) for analog CO trunks.

- **ARS/AAR Administration**
To enable ARS administration, on the System-Parameters Customer-Options screen, set the `ARS` field to **y**. You also should check all ARS/AAR defaults. These defaults were intended for U.S. operation and certain values are likely to be inappropriate internally. In particular, the following call types (appear as ARS/AAR defaults) typically are not used in non-North American ARS/AAR tables:

fnpa:	North American numbers with an area code.
hnpa:	North American numbers without an area code.

Lucent recommends the following call types be used:

int:	For all international numbers.
natl:	For all national PN numbers.
pubu:	For all other external (that is, not extensions) numbers.

System Parameters Administration

Only those feature-related parameters that may have a Type Approval or basic connectivity implication for a particular country are listed here.

Feature-related System Parameters

Page1 of 6

FEATURE-RELATED SYSTEM PARAMETERS

Trunk-to-Trunk Transfer: all

Coverage - Subsequent Redirection No Answer Interval: 2

Coverage - Caller Response Interval (seconds): 4

Keep Held SBA at Coverage Point? y

Automatic Callback - No Answer Timeout Interval (rings): 3

Call Park Timeout Interval (minutes): 10

Off-Premises Tone Detect Timeout Interval (seconds): 20

AAR/ARS Dial Tone Required? y

Music/Tone on Hold: none

Music (or Silence) on Transferred Trunk Calls? no

DID/Tie/ISDN Intercept Treatment: attd

Internal Automatic Answer for Attendant Extended Calls? n

Automatic Circuit Assurance (ACA) Enabled? n

Page2 of 6

FEATURE-RELATED SYSTEM PARAMETERS

LEAVE WORD CALLING PARAMETERS

Maximum Number of Messages Per Station (when MSA not in service):10

Stations with System-wide Retrieval Permission (enter extension)

1:2:3:4:5:

6:7:8:9:10:

WARNING! SEE USER DOCUMENTATION BEFORE CHANGING TTI STATE

Terminal Translation Initialization (TTI) Enabled? n

External Coverage Treatment for Transferred Incoming Calls? n

SECURITY VIOLATION NOTIFICATION (SVN) PARAMETERS HAVE MOVED TO THE SYSTEM-PARAMETERS SECURITY SCREEN

FEATURE-RELATED SYSTEM PARAMETERS

Reserved Slots for Attendant Priority Queue: 5
Time before Off-hook Alert: 10
Emergency Access Redirection Extension:
Service Observing Warning Tone? y
Number of Emergency Calls Allowed in Attendant Queue: 5
Call Pickup Alerting? n
Deluxe Paging and Call Park Timeout to Originator? n
Controlled Outward Restriction Intercept Treatment: tone
Controlled Termination Restriction (Do Not Disturb): tone
Controlled Station to Station Restriction: tone

AUTHORIZATION CODE PARAMETERS

Authorization Codes Enabled?
Authorization Code Length:
Authorization Code Cancellation Symbol: #
Attendant Time Out Flag? n
Display Authorization Code? y

FEATURE-RELATED SYSTEM PARAMETERS

SYSTEM PRINTER PARAMETERS

System Printer Extension:Lines Per Page: 60

SYSTEM-WIDE PARAMETERS

Switch Name:

CALL CENTER SYSTEM PARAMETERS

Direct Agent Announcement Extension:
Direct Agent Announcement Delay:
Converse Delay Data1: 0 Data2: 2
Direct Agent Announcement Extension:Converse Pulse ON: 100 OFF: 70
Prompting Timeout (secs): 10

CALL MANAGEMENT SYSTEM PARAMETERS

BCMS/VuStats Measurement Interval: hour
BCMS/VuStats Abandon Call Timer (seconds):Validate Login IDs? n
ACD Login Identification Length:Adjunct CMS Release:

MALICIOUS CALL TRACE PARAMETERS

Apply MCT Warning Tone? nMCT Voice Recorder Trunk Group:

FEATURE-RELATED SYSTEM PARAMETERS

Public Network Trunks on Conference Call:	5	Auto Start?	n
Conference Parties with Public Network Trunks:	6	Auto Hold?	n
Conference Parties without Public Network Trunks:	6	Attendant Tone?	y
Night Service Disconnect Timer (seconds):	180	Bridging Tone?	n
Short Interdigit Timer (seconds):	3	Conference Tone?	n
Unanswered DID Call Timer (seconds):		Intrusion Tone?	n
Line Intercept Tone Timer (seconds):	30		
	DID Busy Treatment:	tone	
Allow AAR/ARS Access from DID/DIOD?	n		

DISTINCTIVE AUDIBLE ALERTING

Internal: 1 External: 2 Priority: 3
Attendant Originated Calls: external

FEATURE-RELATED SYSTEM PARAMETERS

Pull Transfer:	n	Update Transferred Ring Pattern?	n
Outpulse Without Tone?	y	Wait Answer Supervision Timer?	n
		Repetitive Call Waiting Tone?	n
Allow Conference via Flash?	y		
Vector Disconnect Timer (min):		Network Feedback During Tone Detection?	y
Hear Zip Tone Following VOA?	n		
Intercept Treatment On Failed Trunk Transfers?	n		
	Station Tone Forward Disconnect:	silence	
	Level Of Tone Detection:	precise	

RECALL TIMING

Flashhook Interval?	y	Upper Bound (msec):	1000
		Lower Bound (msec):	200

ENHANCED DCS

Enhanced DCS Enabled?	n		
Apply Intercept Locally?	y	Enforce PNT-to-PNT Restrictions?	n

Multifrequency-Signaling-Related System Parameters

Page1 of 3

MULTIFREQUENCY-SIGNALING-RELATED SYSTEM PARAMETERS

Incoming Call Type: group-ii-mfc
Outgoing Call Type: group-ii-mfc
Maintenance Call Type: none
Test Call Extension:
Interdigit Timer (sec): 10
Outgoing Forward Signal Present Timer (sec): 15
Outgoing Forward Signal Absent Timer (sec): 30
Multifrequency Signaling Incoming Intercept Treatment? n
Received Signal Gain(-Loss) (dB): 0
Transmitted Signal Gain(-Loss) (dB): -3

ANI Prefix:
ANI for PBX:
Next ANI Digit: send-ani
ANI Prefix: Collect All Digits Before Seizure? y
Request Incoming ANI (non-AAR/ARS)? y
Called Party Category: call-type
Use COR for Calling Party Category? n

Page2 of 3

MULTIFREQUENCY-SIGNALING-RELATED SYSTEM PARAMETERS

INCOMING FORWARD SIGNAL TYPES
(Tones from CO)

INCOMING BACKWARD SIGNAL TYPES
(Tones to CO)

Group-I	Group-II	Group-A	Group-B
11: ignored	1: normal	1: next-digit	1: free
12: ani-not-avail	2: normal	3: end-of-dial	2: intercept
13: ignored	3: normal	5: send-ani	3: busy
14: ignored	4: normal		4: congestion
15: end-of-ani	5: normal		
	6: data-call		
	7: normal		
	8: normal		
	9: normal		
	10: normal		
	11: normal		
	12: normal		
	13: normal		
	14: normal		
	15: normal		

Page3 of 3			
MULTIFREQUENCY-SIGNALING-RELATED SYSTEM PARAMETERS			
OUTGOING FORWARD SIGNAL TYPES (Tones to CO)		OUTGOING BACKWARD SIGNAL TYPES (Tones from CO)	
Group-I	Group-II	Group-A	Group-B
12: ani-not-avail	2: normal	1: next-digit	1: free
15: end-of-ani	1: attendant	2: last-digit	2: intercept
	6: data-call	3: end-of-dial	3: busy
		4: congestion	4: congestion
		5: send-ani	5: free
		6: setup-sppath	6: free
		7: last-2-digits	7: intercept
		8: last-3-digits	8: congestion
		9: congestion	9: congestion
		10: congestion	10: congestion
		11: congestion	11: congestion
		12: congestion	12: congestion
		13: congestion	13: congestion
		14: congestion	14: congestion
		15: congestion	15: congestion

System Parameters Country-Options

Page1 of 7	
SYSTEM PARAMETERS COUNTRY-OPTIONS	
Companding Mode: Mu-Law	Base Tone Generator Set: 1
440Hz PBX-dial Tone? n	440Hz Secondary-dial Tone? y
Digital Loss Plan: 1	
Analog Ringing Cadence: 1	
TONE DETECTION PARAMETERS	
Tone Detection Mode: 6	
Interdigit Pause: short	

Trunk Group Administration

CO Trunk Group Administration

Page1 of 10

TRUNK GROUP

Group Number:

Group Name: OUTSIDE CALL

Direction: two-way

Dial Access? n

Queue Length: 0

Comm Type: voice

Prefix-1? n

Group Type: co

COR: 1

Outgoing Display? n

Busy Threshold: 99

Country: 1

Auth Code? n

Trunk Flash? n

CDR Reports: y

TN: 1

TAC:

Night Service:

Incoming Destination:

Digit Absorption List:

Toll Restricted? n

TRUNK PARAMETERS

Trunk Type: loop-start

Outgoing Dial Type: tone

Trunk Termination: rc

Auto Guard? n

Terminal Balanced? n

Call Still Held? n

Sig Bit Inversion: none

RA Trunk Loss: 0db

Trunk Gain: high

Cut-Through? n

Disconnect Timing(msec): 500

Disconnect Supervision - In? n

Out? n

Answer Supervision Timeout: 10

Cyclical Hunt? n

Receive Answer Supervision? n

Page2 of 10

TRUNK FEATURES

ACA Assignment? n

Abandoned Call Search? n

Suppress # Outpulsing? n

Measured: none

Data Restriction? n

Maintenance Tests? y

Page3 of 10

TRUNK GROUP

ADMINISTRABLE TIMERS

Incoming Disconnect(msec): 500Outgoing Disconnect(msec): 500

Incoming Glare Guard(msec): 1500Outgoing Dial Guard(msec): 1600

Outgoing Glare Guard(msec): 1500

Ringing Monitor(msec): 5200Incoming Seizure(msec): 500

Outgoing End of Dial(sec): 10Outgoing Seizure Response(sec): 5

Programmed Dial Pause(msec): 1500

Flash Length(msec): 540

END TO END SIGNALING

Tone(msec): 350Pause(msec): 150

OUTPULSING INFORMATION

PPS: 10Make(msec): 40Break(msec): 60PPM? n

Page4 of 10

TRUNK GROUP

Administered Members (min/max): 0/0

Total Administered Members: 0

GROUP MEMBER ASSIGNMENTS

PortCodeSfxNameNightModeTypeAns Delay

1:

2:

3:

DIOD Trunk Group Administration

Page1 of 10

TRUNK GROUP

Group Number:

Group Name: OUTSIDE CALL

Direction: two-way

Dial Access? n

Queue Length: 0

Group Type: diod

COR: 95

Outgoing Display? n

Busy Threshold: 99

Country: 8

CDR Reports: y

TN: 1

TAC:

Prefix-1? n

Auth Code? n

Trunk Flash? n

Digit Absorption List:

Toll Restricted? n

TRUNK PARAMETERS

Trunk Type: immed-start

Outgoing Dial Type: mf

Trunk Termination: rc

Digit Treatment:

Expected Digits:

Terminal Balanced? n

Incoming Dial Type: mf

Digits:

Sig Bit Inversion: none

RA Trunk Loss: 0db

Drop Treatment: silence

Trunk Gain: high

Disconnect Supervision - In? y

Out? n

Answer Supervision Timeout: 10

Receive Answer Supervision? n

Page2 of 20

TRUNK FEATURES

ACA Assignment? n

Measured: none

Maintenance Tests? y

Data Restriction? n

Suppress # Outpulsing? n

Page3 of 10

TRUNK GROUP

ADMINISTRABLE TIMERS

Incoming Disconnect(msec): 500
Incoming Dial Guard(msec): 70
Incoming Glare Guard(msec): 1500

Outgoing Disconnect(msec): 500
Outgoing Dial Guard(msec): 1600
Outgoing Glare Guard(msec): 1500

Ringing Monitor(msec): 5200
Outgoing End of Dial(sec): 10
Programmed Dial Pause(msec): 1500
Flash Length(msec):

Incoming Seizure(msec): 500
Outgoing Seizure Response(sec): 5
Incoming Incomplete Dial Alarm(sec): 255

END TO END SIGNALING

Tone(msec): 350

Pause(msec): 150

OUTPULSING INFORMATION

PPS: 10

Make(msec): 40

Break(msec): 60

PPM? n

Page4 of 10

TRUNK GROUP

Administered Members (min/max): 0/0

Total Administered Members: 0

GROUP MEMBER ASSIGNMENTS

Port	Code	Sfx	Name	Night	Mode	Type	Ans Delay
1:							
2:							
3:							

DID Trunk Group Administration

Page1 of 10

TRUNK GROUP

Group Number:Group Type: didCDR Reports: y
Group Name: OUTSIDE CALLCOR: 1TN: 1TAC:
Country: 8Auth Code? n

TRUNK PARAMETERS

Trunk Type: wink-startIncoming Rotary Timeout(sec): 5
Incoming Dial Type: mfDisconnect Timing(msec): 500
Trunk Termination: rcDigits:
Digit Treatment:Sig Bit Inversion: none
Expected Digits:RA Trunk Loss: 0db
Terminal Balanced? n
Extended Loop Range? nTrunk Gain: highDrop Treatment: silence
Disconnect Supervision - In? y

Page2 of 10

TRUNK FEATURES

ACA Assignment? nMeasured: noneMaintenance Tests? y
Data Restriction? n
Suppress # Outpulsing? n

Page3 of 10

TRUNK GROUP

ADMINISTRABLE TIMERS

Incoming Disconnect(msec): 500
Incoming Dial Guard(msec): 70
Flash Length(msec): 540Incoming Incomplete Dial Alarm(sec): 255

END TO END SIGNALING

Tone(msec): 350Pause(msec): 150

Page4 of 10

TRUNK GROUP

Administered Members (min/max):0/0

Total Administered Members:0

GROUP MEMBER ASSIGNMENTS

Port	Code	Sfx	Name
1:			
2:			
3:			

DS1 for CO, DID and DIOD Trunks to the PTT
Using Digital Trunks

Page1 of 1

DS1 CIRCUIT PACK

Location:	Name: E-1 DID, DIOD
Bit Rate: 2.048	Line Coding: hdb3
Signaling Mode: CAS	
Interconnect: CO	Country Protocol: 8
Interface Companding: alaw	CRC? n
Idle Code: 11111111	
MAINTENANCE PARAMETERS	
Slip Detection? y	Near-end CSU Type: other

DS1 for ISDN trunks to the PPT

Page1 of 1

DS1 CIRCUIT PACK

Location:	Name: E-1 ISDN
Bit Rate: 2.048	Line Coding: hdb3
Signaling Mode: isdn-pri	
Connect: network	Country Protocol: 12
	Protocol Version: a
Interface Companding: alaw	CRC? n
Idle Code: 01010100	
MAINTENANCE PARAMETERS	
Slip Detection? y	Near-end CSU Type: other

China

[Table 22](#) shows the recommended circuit packs.

Table 22. Recommended and Available CPs in China

Equipment	Equipment Type
Cabinet Type & Power	GAC-MCC DC-MCC AC-SCC DC-SCC AC-CSCC AC-CMC
AC Power Voltage & Freq	220V/50Hz
Ring Generator	20Hz
Tone Detector	> TN2182B > TN744D
Tone Clock	> TN2182B
R2MFC Circuit	> TN744D
Speech Synthesizer	> TN457
Call Classifier	> TN744D
Announcement	> TN750C
Analog DID Trunk	
Analog CO Trunk (No PPM)	
Analog CO Trunk (w/PPM)	
4 Wire Tie Trunk	
2 Wire Tie Trunk	
Auxiliary Trunk	
Digital CO/DID Trunk	> TN464Fv5
Digital Tie Trunk	> TN464Fv5
Digital PRI CO Trunk	
Digital BRI Trunk	
Digital Converter PRI-DASS	
Digital Converter PRI-DPNSS	
Digital Converter PRI-BRI	
8 Port Analog Line	n/a
16 Port Analog Line	> TN2183
24 Port Analog Line	

Continued on next page

Table 22. Recommended and Available CPs in China — *Continued*

Equipment	Equipment Type
4 Wire Digital Line	
2 Wire Digital Line	#TN2224 > TN2181
Data Line	> TN726B
BRI-U Line	
BRI-ST Line	

Country-Specific Feature

When the Country field is **18**, the Public Network Call Priority feature (China #1 Signaling) can be administered. Specifically, Forced Disconnect, Re-ring, and Mode-of-Release Control can be administered.

Feature Administration

The screen displays shown in this section were effective the date the type approval was awarded. The screens may have changed since that date.

Only those feature-related parameters that may have a Type Approval or basic connectivity implication for a particular country are listed here.

- **ARS/AAR Administration**
To enable ARS administration, on the System-Parameters Customer-Options screen, set the `ARS` field to **y**. You also should check all ARS/AAR defaults. These defaults were intended for U.S. operation and certain values are likely to be inappropriate internally. In particular, the following call types (appear as ARS/AAR defaults) typically are not used in non-North American ARS/AAR tables:

fnpa:	North American numbers with an area code.
hnpa:	North American numbers without an area code.

Lucent recommends the following call types be used:

int:	For all international numbers.
natl:	For all national PN numbers.
pubu:	For all other external (that is, not extensions) numbers.

System Parameters Administration

Only those feature-related parameters that may have a Type Approval or basic connectivity implication for a particular country are listed here.

- Feature-Related System Parameters Administration
 - System-Parameters Customer-Options

change system-parameters customer-options

OPTIONAL FEATURES

ARS? y

Multifrequency Signaling? y

display system-parameters country-options

SYSTEM PARAMETERS COUNTRY-OPTIONS

Companding Mode: A-Law

440Hz PBX-dial Tone? n

Digital Loss Plan: 18

Analog Ringing Cadence: 18

Analog Line Transmission: 18

TONE DETECTION PARAMETERS

Tone Detection Mode: 4

Interdigit Pause: long

Base Tone Generator Set: 18

440Hz Secondary-dial Tone? n

Set Layer 1 timer T1 to 30 seconds? n

Dial Tone Validation Timer(msec): 600

Page 1 of 2

Page 2 of 2

Page 1 of 21 SPE A

System-Parameters Country-Options

display system-parameters country-options			Page	2 of 21	SPE A
SYSTEM PARAMETERS COUNTRY-OPTIONS					
Tone Name	Cadence	Tone			
	Step	(Frequency/Level)			
PBX-dial	1:	440/-11.0		Duration(msec):	100
	2:	goto		Step:	1
	3:				
display system-parameters country-options			Page	3 of 21	SPE A
SYSTEM PARAMETERS COUNTRY-OPTIONS					
Tone Name	Cadence	Tone			
	Step	(Frequency/Level)			
confirmation	1:	440/-11.0		Duration(msec):	400
	2:	silence		Duration(msec):	50
	3:	440/-11.0		Duration(msec):	400
	4:	silence		Duration(msec):	50
	5:	440/-11.0		Duration(msec):	400
	6:	silence		Duration(msec):	50
	7:				

display system-parameters country-options			Page	4 of 21	SPE A
SYSTEM PARAMETERS COUNTRY-OPTIONS					
Tone Name	Cadence	Tone			
	Step	(Frequency/Level)			
busy	1:	440/-11.0		Duration(msec):	350
	2:	silence		Duration(msec):	350
	3:	goto		Step:	1
	4:				

display system-parameters country-options			Page	5 of 21	SPE A
SYSTEM PARAMETERS COUNTRY-OPTIONS					
Tone Name	Cadence	Tone			
	Step	(Frequency/Level)			
reorder	1:	440/-11.0		Duration(msec):	700
	2:	silence		Duration(msec):	700
	3:	goto		Step:	1
	4:				

display system-parameters country-optionsPage 6 of 21 SPE A

SYSTEM PARAMETERS COUNTRY-OPTIONS

Tone Name	Cadence	Tone	
	Step	(Frequency/Level)	
ringback	1:	440/-11.0	Duration(msec): 1000
	2:	silence	Duration(msec): 4000
	3:	goto	Step: 1
	4:		
	5:		

display system-parameters country-optionsPage 7 of 21 SPE A

SYSTEM PARAMETERS COUNTRY-OPTIONS

Tone Name	Cadence	Tone	
	Step	(Frequency/Level)	
intercept	1:	440/-11.0	Duration(msec): 100
	2:	silence	Duration(msec): 100
	3:	440/-11.0	Duration(msec): 100
	4:	silence	Duration(msec): 100
	5:	440/-11.0	Duration(msec): 100
	6:	silence	Duration(msec): 100
	7:	440/-11.0	Duration(msec): 400
	8:	silence	Duration(msec): 400
	9:	goto	Step: 1
	10:		

display system-parameters country-optionsPage 8 of 21 SPE A

SYSTEM PARAMETERS COUNTRY-OPTIONS

Tone Name	Cadence	Tone	
	Step	(Frequency/Level)	
intrusion	1:	440/-17.25	Duration(msec): 200
	2:	silence	Duration(msec): 200
	3:	440/-17.25	Duration(msec): 200
	4:	silence	Duration(msec): 600
	5:	goto	Step: 1
	6:		

display system-parameters country-optionsPage 9 of 21SPE A

SYSTEM PARAMETERS COUNTRY-OPTIONS

Tone Name	Cadence	Tone	
	Step	(Frequency/Level)	
1-call-wait	1:	440/-11.0	Duration(msec): 400
	2:		

display system-parameters country-optionsPage 10 of 21SPE A

SYSTEM PARAMETERS COUNTRY-OPTIONS

Tone Name	Cadence	Tone	
	Step	(Frequency/Level)	
2-call-wait	1:	440/-11.0	Duration(msec): 200
	2:	silence	Duration(msec): 100
	3:	440/-11.0	Duration(msec): 200
	4:		

display system-parameters country-optionsPage 11 of 21SPE A

SYSTEM PARAMETERS COUNTRY-OPTIONS

Tone Name	Cadence	Tone	
	Step	(Frequency/Level)	
conference	1:	950/-10.0	Duration(msec): 400
	2:	silence	Duration(msec): 10000
	3:	goto	Step: 1
	4:		

System-Parameters Features

display system-parameters features	Page	1 of 6	SPE A
FEATURE-RELATED SYSTEM PARAMETERS			
Trunk-to-Trunk Transfer:	all		
Coverage - Subsequent Redirection No Answer Interval:	2		
Coverage - Caller Response Interval (seconds):	4		
Keep Held SBA at Coverage Point?	y		
Automatic Callback - No Answer Timeout Interval (rings):	3		
Call Park Timeout Interval (minutes):	10		
Off-Premises Tone Detect Timeout Interval (seconds):	10		
AAR/ARS Dial Tone Required?	y		
Music/Tone on Hold:	tone		
Music (or Silence) on Transferred Trunk Calls?	no		
DID/Tie/ISDN Intercept Treatment:	attd		
Messaging Service Adjunct (MSA) Connected?	n		
Internal Automatic Answer for Attendant Extended Calls?	n		
Automatic Circuit Assurance (ACA) Enabled?	n		
Abbreviated Dial Programming by Assigned Lists?	n		
Auto Abbreviated/Delayed Transition Interval (rings):	2		

display system-parameters features	Page	5 of 6	SPE A
FEATURE-RELATED SYSTEM PARAMETERS			
Public Network Trunks on Conference Call:	5		
Conference Parties with Public Network Trunks:	6		
Conference Parties without Public Network Trunks:	6		
Night Service Disconnect Timer (seconds):	180		
Short Interdigit Timer (seconds):	3		
Unanswered DID Call Timer (seconds):			
Line Intercept Tone Timer (seconds):	30		
Auto Start?	n		
Auto Hold?	y		
Attendant Tone?	y		
Bridging Tone?	n		
Conference Tone?	y		
Intrusion Tone?	y		
DID Busy Treatment:	tone		
Allow AAR/ARS Access from DID/DIOD?	n		
DISTINCTIVE AUDIBLE ALERTING			
Internal:	1	External:	2
Priority:	3		

```
display system-parameters features                               Page 6 of 6   SPE A
      FEATURE-RELATED SYSTEM PARAMETERS
                                Pull Transfer: n
                                Level Of Tone Detection: broadband
                                Wait Answer Supervision Timer? n
                                Repetitive Call Waiting Tone? n
                                Outpulse Without Tone? n
                                Network Feedback During Tone Detection? n
      Intercept Treatment On Failed Trunk Transfers? y
                                Vector Disconnect Timer (min):
                                Station Busy Tone Forward Disconnect? n
                                Misoperation Alerting? y
RECALL TIMING
      Flashhook Interval? y                                Upper Bound (msec): 1000
                                                                Lower Bound (msec): 200
                                                                Forward Disconnect Timer (msec): 600
ENHANCED DCS
      Enhanced DCS Enabled? n
```

Analog Trunk Administration

Analog CO Trunks

- Trunk Group screen
 - Outgoing Dial Type: tone or rotary (depending on what is accepted by the serving switch)

```
display trunk-group 1                                           Page 1 of 10
      TRUNK GROUP
Group Number:          Group Type: co
      Direction: two-way
      Dial Access? n
                                Country: 18
      Prefix-1? n          Trunk Flash? y          Toll Restricted? n
TRUNK PARAMETERS
      Trunk Type: loop-start
      Outgoing Dial Type: tone or rotary          Cut-Through? n
      Trunk Termination: rc          Disconnect Timing(msec): 500
      Auto Guard? n          Call Still Held? n          Sig Bit Inversion: none
```

Loop Length	Trunk Gain	Terminal Balance	RA Trunk Loss
short	low	n	0dB
long	high	n	2dB

- PPM? γ (if provided by the serving switch)

Route Pattern Administration


- First Dial Tone Detection (needed on analog CO trunks)
 - Number Delete Digits: 0
 - Inserted Digits: +

This section does not list all possible valid administrable combinations. Rather the most common or standard combination, compatible with public-network and Type Approval standards for each country, is presented.

- Multifrequency Signaling
 - System-Parameters Multifrequency Signaling screen
 - Request Incoming ANI (non-AAR/ARS)? n (to simulate CO, enter yes)

```
display system-parameters multifrequency-signaling      Page 1 of 3   SPE A
MULTIFREQUENCY-SIGNALING-RELATED SYSTEM PARAMETERS
Incoming Call Type: group-ii-mfc
Outgoing Call Type: group-ii-mfc
Maintenance Call Type: none
Test Call Extension:
Interdigit Timer (sec): 10
Outgoing Forward Signal Present Timer (sec): 255
Outgoing Forward Signal Absent Timer (sec): 255
Multifrequency Signaling Incoming Intercept Treatment? y
Received Signal Gain(-Loss) (dB): 0
Transmitted Signal Gain(-Loss) (dB): -3
ANI Prefix: 20 Collect All Digits Before Seizure? n
ANI for PBX: 399
Next ANI Digit: next-digit
Request Incoming ANI (non-AAR/ARS)? n
Called Party Category: call-type
Use COR for Calling Party Category? y
```

```
display system-parameters multifrequency-signaling      Page 2 of 3   SPE A
MULTIFREQUENCY-SIGNALING-RELATED SYSTEM PARAMETERS
INCOMING FORWARD SIGNAL TYPES      INCOMING BACKWARD SIGNAL TYPES
(Tones from CO)                    (Tones to CO)
-----
China req terminology:
PQABCD      KD      A1,A3      KB
-----
Group-I      Group-II      Group-A      Group-B
11: ignored      1: toll-operator      1 : next-digit      1 : free
12: ignored      2: toll-auto      3 : end-of-dial      2 : busy
13: ignored      3: normal      4 : congestion      3 : toll-busy
14: ignored      4: data-call      6 : send-ani      4 : congestion
15: end-of-ani      5:      :      5 : intercept
6:      :      :
7: normal      :      :
8: normal      :      :
9: normal      :      :
10: normal      :      :
11: normal      :      :
12: normal      :      :
13: normal      :      :
14: normal      :      :
15: normal      :      :
```

 **NOTE:**
In China, the terminology is as follows:

- Group -I = PQABCD
- Group -II = KD
- Group-A = A1, A3
- Group-B = KB

change system-parameters multifrequency-signaling

Page 3 of 3

SPE A

MULTIFREQUENCY-SIGNALING-RELATED SYSTEM PARAMETERS

OUTGOING FORWARD SIGNAL TYPES

OUTGOING BACKWARD SIGNAL TYPES

(Tones to CO)

(Tones from CO)

China req terminology:

X0...X2,P

KD

A1,A6,A3'

KB

KA,P'...D'

QABCD

Group-I

Group-II

Group-A

Group-B

15: end-of-ani

1 : attendant

1: next-digit

1: free

:

2 : toll-auto

2: restart

2: busy

:

3 : normal

3: end-of-dial

3: toll-busy

:

4 : data-call

4: congestion

4: congestion

:

:

5: intercept

5: intercept

:

:

6: send-ani

6: free

:

:

7:

7: intercept

:

:

8:

8: congestion

:

:

9:

9: congestion

:

:

10:

10: congestion

:

:

11:

11: congestion

:

:

12:

12: congestion

:

:

13:

13: congestion

:

:

14:


14: congestion

:

:

15:

15: congestion

 **NOTE:**
In China, the terminology is as follows:

- Group -I =
X0...X2, P
KA, P'...D'
QABCD
- Group -II = KD
- Group-A = A1, A6, A3'
- Group-B = KB

- Digital MFC Trunks
 - DS1 Administration screen

display ds1 a14SPE A

DS1 CIRCUIT PACK

Location: 01A14

Bit Rate: 2.048

Signaling Mode: CAS

Interconnect: CO

Interface Companding: alaw

Idle Code: 01010100

MAINTENANCE PARAMETERS

Slip Detection? n

Name:

Line Coding: hdb3

Country Protocol: 18

CRC? n

Near-end CSU Type: other

■ Digital DIOD Trunks

— Trunk Group screen

display trunk-group 1Page 1 of 11 SPE A

TRUNK GROUP

Group Number: 1

Group Name: OUTSIDE CALL

Direction: two-way

Dial Access? y

Queue Length: 0

Prefix-1? y

TRUNK PARAMETERS

Trunk Type: loop-start

Outgoing Dial Type: mf

Trunk Termination: rc

Digit Treatment:

Expected Digits:

Terminal Balanced? n

Disconnect Supervision - In? y

Answer Supervision Timeout: 10

Group Type: diod

COR: 1

Outgoing Display? n

Busy Threshold: 99

Country: 18

Auth Code? n

Trunk Flash? n

Trunk Gain: high

Out? n

CDR Reports? y

TN: 1

TAC: 801

Digit Absorption List:

Toll Restricted? n

Incoming Dial Type: mf

Digits:

Sig Bit Inversion: none

RA Trunk Loss: 0db

Drop Treatment: silence

Cyclical Hunt? n

Receive Answer Supervision? n

display trunk-group 1Page 2 of 11 SPE A

TRUNK FEATURES

ACA Assignment? n

Suppress # Outpulsing? n

Measured: none

Data Restriction? n

Maintenance Tests? y


```
display trunk-group 1                                     Page   3 of 11   SPE A

                                TRUNK GROUP

ADMINISTRABLE TIMERS
  Incoming Disconnect(msec): 500          Outgoing Disconnect(msec): 500
  Incoming Dial Guard(msec): 70           Outgoing Dial Guard(msec): 1600
  Incoming Glare Guard(msec): 1500        Outgoing Glare Guard(msec): 1500
  Ringing Monitor(msec): 5200             Incoming Seizure(msec): 500
  Outgoing End of Dial(sec): 10           Outgoing Seizure Response(sec): 5
  Programmed Dial Pause(msec): 1500
  Flash Length(msec): 540   Incoming Incomplete Dial Alarm(sec): 255

END TO END SIGNALING
  Tone(msec): 350           Pause(msec): 150

OUTPULSING INFORMATION
  PPS: 10   Make(msec): 40   Break(msec): 60   PPM? n
```

- Digital DID Trunks
 - Trunk Group screen
 - Expected Digits: 4 (as negotiated with the serving switch)

```
                                TRUNK GROUP
                                Group Type: did
                                Country: 11
                                Auth Code? n

TRUNK PARAMETERS
  Trunk Type: immed-start          Incoming Rotary Timeout(sec): 5
                                Incoming Dial Type: mf
                                Disconnect Timing(msec): 500
  Trunk Termination: rc
                                Digits:
  Digit Treatment:
                                Sig Bit Inversion: none
  Expected Digits: 4
                                RA Trunk Loss: 0db
  Terminal Balanced? n
                                Trunk Gain: high   Drop Treatment: silence
  Extended Loop Range? n
  Disconnect Supervision - In? y
```

```
                                TRUNK GROUP

ADMINISTRABLE TIMERS
  Incoming Disconnect(msec): 500
  Incoming Dial Guard(msec): 50
  Flash Length(msec): 100   Incoming Incomplete Dial Alarm(sec): 255
```

Detailed Description for China

Forced Disconnect

Forced Disconnect allows a network operator to disconnect a called party from a local call and connect the called party to an incoming toll call. Parties on the local call hear a warning tone before disconnect. Forced Disconnect is allowed only for callers on local single-station calls. It is ignored by DEFINITY ECS on conference, transferred, and forwarded calls. It is also ignored for calls to group users and tandem calls.

Mode-of-Release Control

Mode-of-Release Control inhibits release of a trunk circuit when a caller goes on-hook, based on call type and direction. Instead of releasing the trunk circuit, DEFINITY ECS keeps the circuit active and reconnects the call if the caller goes back off-hook. Call types for which this applies are toll, local, or service. Direction is incoming or outgoing. There are three types of control.

Calling-Party Control

When Calling-Party Control is active, the trunk is not released until the caller goes on-hook. Several situations may occur.

- If the caller goes on-hook, the trunk is released immediately. The called party receives busy tone.
- If the called party goes on-hook, the trunk is not released until the caller goes on-hook or the re-answer timer for outgoing calls expires. The called party can re-answer the call and talk to the calling party. See ["Re-ring" on page 115](#).
- If the re-answer timer is activated and expired, the trunk is released on outgoing calls with Calling-Party Control.

Called-Party Control

When Called-Party Control is active, the trunk is not released until the called party goes on-hook. Several situations may occur.

- If the called party goes on-hook, the trunk is released immediately. The caller receives busy tone.
- If the caller goes on-hook, the trunk is not released until the called party goes on-hook. The caller can go off-hook again to reconnect. There is no timer involved with Called-Party Control.

First-Party Control

When First-Party Control is active, the trunk is released immediately regardless of whether the caller or called party goes on-hook first. The party that is still connected receives busy tone. The default or normal Mode-of-Release Control for DEFINITY ECS is First-Party Control.

Re-ring

Re-ring occurs for incoming calls to DEFINITY ECS with Calling-Party Control. Basically, when the called party goes on-hook, the trunk is not released and Re-ring allows the CO operator to re-ring the called party and reconnect the call.

Interactions

Forced Disconnect

- Conference
If the network toll call terminates at a phone involved in a conference, the Forced Disconnect signal is not sent by the network.
- Call Forwarding
For calls forwarded on-premises, on-net, or off-net, the Forced Disconnect signal is not forwarded.
- Group Users
If a network toll call terminates to a group user, the Forced Disconnect signal is not sent by the network.
- Non-Station Users
If a network toll call terminates to a non-station user, the Forced Disconnect signal is not sent by the network.
- Tandem Trunks
DEFINITY ECS does not tandem a Forced Disconnect signal.
- Transfer
If a network toll call is transferred, the Forced Disconnect signal is not sent by the network.

Mode-of-Release Control

- Conference
A call involved in a conference is changed to First-Party Control as the mode-of-release control.
- Forward
A forwarded call on-premises, on-net, or off-net is changed to First-Party Control as the mode-of-release control.
- Group Users (Hunt, Trunk, TEG, AUDIX, VDN)
Calls terminating to group users are changed to First-Party Control as the mode-of-release control.

- Non-Station Users (Personal Attendant, Data-module, Announcement, Voice Synthesis)

Calls terminating to non-station users are changed to First-Party Control as the mode-of-release control.

- Tandem Trunks

DEFINITY ECS terminates tandem calls, but the mode-of-release control is changed to First-Party Control.

- Transfer

A transferred call is changed to First-Party Control as the mode-of-release control.

Re-ring

- Conference

A call involved in a conference is changed to First-Party Control as its mode-of-release control. First-Party Control calls do not re-ring.

- Call Forwarding

For calls forwarded on-premises, on-net, or off-net, Re-ring signals are not forwarded.

- Group Users (Hunt, Trunk, TEG, AUDIX, and VDN, etc.)

Re-ring signals sent to group users are ignored by DEFINITY ECS.

- Non-Station Users (Personal Attendant, Data-module, Announcement, Voice Synthesis)

Re-ring signals sent to non-station users are ignored by DEFINITY ECS.

- Tandem Trunks

DEFINITY ECS does not tandem re-ring signals.

- Transfer

A transferred call is changed to First-Party Control as its mode-of-release control. First-Party Control calls do not re-ring.

Colombia

Table 23 shows the recommended circuit packs.

Table 23. Recommended and Available CPs in Colombia

Equipment	Equipment Type
Cabinet Type & Power	GAC-MCC DC-MCC AC-SCC DC-SCC AC-CSCC AC-CMC
AC Power Voltage & Freq	120V/50Hz 240V/50Hz
Ring Generator	20Hz
Tone Detector	> TN2182B > TN744D
Tone Clock	> TN2182B
R2MFC Circuit	
Speech Synthesizer	
Call Classifier	> TN744D
Announcement	> TN750C
Analog DID Trunk	
Analog CO Trunk (No PPM)	
Analog CO Trunk (w/PPM)	
4 Wire Tie Trunk	
2 Wire Tie Trunk	
Auxiliary Trunk	
Digital CO/DID Trunk	> TN464F
Digital Tie Trunk	> TN464F
Digital PRI CO Trunk	> TN464F
Digital BRI Trunk	
Digital Converter PRI-DASS	
Digital Converter PRI-DPNSS	
Digital Converter PRI-BRI	
8 Port Analog Line	
16 Port Analog Line	
24 Port Analog Line	n/a

Continued on next page

Table 23. Recommended and Available CPs in Colombia — Continued

Equipment	Equipment Type
4 Wire Digital Line	> TN754B
2 Wire Digital Line	#TN2224 > TN2181
Data Line	
BRI-U Line	
BRI-ST Line	

Costa Rica

[Table 24](#) shows the recommended circuit packs.

Table 24. Recommended and Available CPs in Costa Rica

Equipment	Equipment Type
Cabinet Type & Power	GAC-MCC AC-MCC DC-MCC AC-SCC DC-SCC AC-CSCC AC-CMC
AC Power Voltage & Freq	120V/60Hz 240V/60Hz
Ring Generator	20Hz
Tone Detector	> TN2182B > TN744D TN748D TN748C
Tone Clock	> TN2182B TN780 TN768
R2MFC Circuit	
Speech Synthesizer	> TN725B
Call Classifier	> TN744D
Announcement	> TN750C TN750B
Analog DID Trunk	
Analog CO Trunk (No PPM)	> TN747B
Analog CO Trunk (w/PPM)	
4 Wire Tie Trunk	> TN760D
2 Wire Tie Trunk	
Auxiliary Trunk	> TN763D
Digital CO/DID Trunk	> TN464F TN464E TN464D TN464C
Digital Tie Trunk	> TN464F TN464E TN464D TN464C
Digital ISDN CO Trunk	
Digital BRI Trunk	
Digital Converter PRI-DASS	
Digital Converter PRI-DPNSS	
Digital Converter PRI-BRI	
8 Port Analog Line	
16 Port Analog Line	> TN746B
24 Port Analog Line	n/a

Continued on next page

Table 24. Recommended and Available CPs in Costa Rica — *Continued*

Equipment	Equipment Type
4 Wire Digital Line	> TN754B
2 Wire Digital Line	> TN2224 TN2181
Data Line	> TN726B
BRI-U Line	
BRI-ST Line	TN556B

Feature Administration

The screen displays shown in this section were effective the date the type approval was awarded. The screens may have changed since that date.

■ ARS/AAR Administration

To enable ARS administration, on the System-Parameters Customer-Options screen, set the `ARS` field to `y`. You also should check all ARS/AAR defaults. All default ARS analysis codes are deleted before dialed strings are added for routing when DEFINITY is installed outside of North America. Be aware that the default for the 10 digits cause dialing problems. In particular, the following call types (appear as ARS/AAR defaults) typically are not used in non-North American ARS/AAR tables:

fnpa:	North American numbers with an area code.
hnpa:	North American numbers without an area code.
svc:	North American numbers of the screen “x11”.

Lucent recommends only the following call types be used outside North America:

int:	For all international numbers.
natl:	For all national PN numbers.
pubu:	For all other external (that is, not extensions) numbers.

System Parameter Administration

Only those feature-related parameters that may have a Type Approval or basic connectivity implication for a particular country are listed here.

Feature-Related System Parameters

Page1 of 6

FEATURE-RELATED SYSTEM PARAMETERS

Trunk-to-Trunk Transfer: all

Coverage - Subsequent Redirection No Answer Interval: 2

Coverage - Caller Response Interval (seconds): 4

Keep Held SBA at Coverage Point? y

Automatic Callback - No Answer Timeout Interval (rings): 7

Call Park Timeout Interval (minutes): 10

Off-Premises Tone Detect Timeout Interval (seconds): 20

AAR/ARS Dial Tone Required? y

Music/Tone on Hold: none

Music (or Silence) on Transferred Trunk Calls? no

DID/Tie/ISDN Intercept Treatment: atttd

Internal Automatic Answer for Attendant Extended Calls? n

Automatic Circuit Assurance (ACA) Enabled? n

Page2 of 6

FEATURE-RELATED SYSTEM PARAMETERS

LEAVE WORD CALLING PARAMETERS

Maximum Number of Messages Per Station (when MSA not in service):20

Stations with System-wide Retrieval Permission (enter extension)

1:2:3:4:5:

6:7:8:9:10:

WARNING! SEE USER DOCUMENTATION BEFORE CHANGING TTI STATE

Terminal Translation Initialization (TTI) Enabled? n

External Coverage Treatment for Transferred Incoming Calls? n

SECURITY VIOLATION NOTIFICATION (SVN) PARAMETERS HAVE MOVED TO THE SYSTEM-PARAMETERS SECURITY SCREEN

FEATURE-RELATED SYSTEM PARAMETERS

Reserved Slots for Attendant Priority Queue: 5
Time before Off-hook Alert: 10
Emergency Access Redirection Extension:
Service Observing Warning Tone? y
Number of Emergency Calls Allowed in Attendant Queue: 5
Call Pickup Alerting? n
Deluxe Paging and Call Park Timeout to Originator? n
Controlled Outward Restriction Intercept Treatment: tone
Controlled Termination Restriction (Do Not Disturb): tone
Controlled Station to Station Restriction: tone

AUTHORIZATION CODE PARAMETERS

Authorization Codes Enabled?
Authorization Code Length:
Authorization Code Cancellation Symbol: #
Attendant Time Out Flag? n
Display Authorization Code? n

FEATURE-RELATED SYSTEM PARAMETERS

SYSTEM PRINTER PARAMETERS

System Printer Extension: Lines Per Page: 60

SYSTEM-WIDE PARAMETERS

Switch Name:

CALL CENTER SYSTEM PARAMETERS

Direct Agent Announcement Extension:
Direct Agent Announcement Delay:
Converse Delay Datal: 0 Data2: 2
Direct Agent Announcement Extension: Converse Pulse ON: 100 OFF: 70
Prompting Timeout (secs): 10

CALL MANAGEMENT SYSTEM PARAMETERS

BCMS/VuStats Measurement Interval: hour
BCMS/VuStats Abandon Call Timer (seconds):
ACD Login Identification Length: Validate Login IDs? n
Adjunct CMS Release:

MALICIOUS CALL TRACE PARAMETERS

Apply MCT Warning Tone? n MCT Voice Recorder Trunk Group:

FEATURE-RELATED SYSTEM PARAMETERS

Public Network Trunks on Conference Call:	5	Auto Start?	n
Conference Parties with Public Network Trunks:	6	Auto Hold?	n
Conference Parties without Public Network Trunks:	6	Attendant Tone?	y
Night Service Disconnect Timer (seconds):	180	Bridging Tone?	n
Short Interdigit Timer (seconds):	3	Conference Tone?	n
Unanswered DID Call Timer (seconds):		Intrusion Tone?	n
Line Intercept Tone Timer (seconds):	30		
	DID Busy Treatment:	tone	
Allow AAR/ARS Access from DID/DIOD?	n		

DISTINCTIVE AUDIBLE ALERTING

Internal:	1	External:	2	Priority:	3
Attendant Originated Calls: external					

FEATURE-RELATED SYSTEM PARAMETERS

Pull Transfer:	n	Update Transferred Ring Pattern?	n
Outpulse Without Tone?	n	Wait Answer Supervision Timer?	y
		Repetitive Call Waiting Tone?	y
Allow Conference via Flash?	y		
Vector Disconnect Timer (min):		Network Feedback During Tone Detection?	n
Hear Zip Tone Following VOA?	n		
Intercept Treatment On Failed Trunk Transfers?	n		
	Station Tone Forward Disconnect:	silence	
	Level Of Tone Detection:	broadband	

RECALL TIMING

Flashhook Interval?	y	Upper Bound (msec):	700
		Lower Bound (msec):	80

ENHANCED DCS

Enhanced DCS Enabled?	n		
Apply Intercept Locally?	y	Enforce PNT-to-PNT Restrictions?	n

Multifrequency-Signaling-Related System Parameters

Page1 of 3

MULTIFREQUENCY-SIGNALING-RELATED SYSTEM PARAMETERS

Incoming Call Type: group-ii-mfc
Outgoing Call Type: group-ii-mfc
Maintenance Call Type: none
Test Call Extension:
Interdigit Timer (sec): 10
Outgoing Forward Signal Present Timer (sec): 15
Outgoing Forward Signal Absent Timer (sec): 30
Multifrequency Signaling Incoming Intercept Treatment? n
Received Signal Gain(-Loss) (dB): 0
Transmitted Signal Gain(-Loss) (dB): -3

ANI Prefix:
ANI for PBX:
Next ANI Digit: send-ani
ANI Prefix: Collect All Digits Before Seizure? n
Request Incoming ANI (non-AAR/ARS)? y
Called Party Category: user-type
Use COR for Calling Party Category? n

Page2 of 3

MULTIFREQUENCY-SIGNALING-RELATED SYSTEM PARAMETERS

INCOMING FORWARD SIGNAL TYPES
(Tones from CO)

INCOMING BACKWARD SIGNAL TYPES
(Tones to CO)

Group-I	Group-II	Group-A	Group-B
11: ignored	1: normal	1: next-digit	2: intercept
12: ignored	2: normal	3: end-of-dial	3: busy
13: ignored	3: normal	4: congestion	4: congestion
14: ignored	4: normal	5: send-ani	6: free
15: end-of-ani	5: normal		
	6: data-call		
	7: normal		
	8: normal		
	9: normal		
	10: normal		
	11: normal		
	12: normal		
	13: normal		
	14: normal		
	15: normal		

Page3 of 3

MULTIFREQUENCY-SIGNALING-RELATED SYSTEM PARAMETERS			
OUTGOING FORWARD SIGNAL TYPES (Tones to CO)		OUTGOING BACKWARD SIGNAL TYPES (Tones from CO)	
Group-I	Group-II	Group-A	Group-B
15: end-of-ani	1: normal	1: next-digit	1: free
	5: attendant	2: last-digit	2: intercept
	6: data-call	3: end-of-dial	3: busy
		4: congestion	4: congestion
		5: send-ani	5: intercept
		6: setup-sppath	6: free
		7: last-2-digits	7: free
		8: last-3-digits	8: congestion
		9: resend-digit	9: congestion
		10: restart	10: congestion
		11: congestion	11: congestion
		12: congestion	12: congestion
		13: congestion	13: congestion
		14: congestion	14: congestion
		15: congestion	15: congestion

System Parameters Country-Options

Page1 of 7

SYSTEM PARAMETERS COUNTRY-OPTIONS	
Companding Mode: Mu-Law	Base Tone Generator Set: 1
440Hz PBX-dial Tone? n	440Hz Secondary-dial Tone? n
Digital Loss Plan: 1	
Analog Ringing Cadence: 1	
TONE DETECTION PARAMETERS	
Tone Detection Mode: 1	
Interdigit Pause: short	

Page2 of 7

SYSTEM PARAMETERS COUNTRY-OPTIONS		
Tone Name	Cadence	Tone
Secondary-Dial	Step	(Frequency/Level)
	1: 425/-17.25	Duration(msec): 10000
	2: Goto	Step: 1
	3:	
	4:	
	5:	
	6:	
	7:	
	8:	
	9:	
	10:	

Trunk Group Administration

CO Trunk Group Administration

Page1 of 10

TRUNK GROUP		
Group Number:	Group Type: co	CDR Reports: y
Group Name: OUTSIDE CALL	COR: 1	TN: 1TAC:
Direction: two-way	Outgoing Display? n	
Dial Access? n	Busy Threshold: 99	Night Service:
Queue Length: 0	Country: 1	Incoming Destination:
Comm Type: voice	Auth Code? n	Digit Absorption List:
Prefix-1? n	Trunk Flash? n	Toll Restricted? n
TRUNK PARAMETERS		
Trunk Type: loop-start		
Outgoing Dial Type: tone	Cut-Through? n	
Trunk Termination: rc	Disconnect Timing(msec): 500	
Auto Guard? n	Call Still Held? n	Sig Bit Inversion: none
Terminal Balanced? n		RA Trunk Loss: 0db
	Trunk Gain: high	
Disconnect Supervision - In? n	Out? n	Cyclical Hunt? n
Answer Supervision Timeout: 20		Receive Answer Supervision? n

Page2 of 10

TRUNK FEATURES

ACA Assignment? nMeasured: noneMaintenance Tests? y

Abandoned Call Search? nData Restriction? n

Suppress # Outpulsing? y

Page3 of 10

TRUNK GROUP

ADMINISTRABLE TIMERS

Incoming Disconnect(msec): 500Outgoing Disconnect(msec): 500

Incoming Glare Guard(msec): 1500Outgoing Dial Guard(msec): 1600

Outgoing Glare Guard(msec): 1500

Ringling Monitor(msec): 5200Incoming Seizure(msec): 500

Outgoing End of Dial(sec): 10Outgoing Seizure Response(sec): 5

Programmed Dial Pause(msec): 1500

Flash Length(msec): 540

END TO END SIGNALING

Tone(msec): 350Pause(msec): 150

OUTPULSING INFORMATION

PPS: 10Make(msec): 40Break(msec): 60PPM? n

Page4 of 10

TRUNK GROUP

Administered Members (min/max): 0/0

Total Administered Members: 0

GROUP MEMBER ASSIGNMENTS

PortCodeSfxNameNightModeTypeAns Delay

1:

2:

3:

DIOD Trunk Group Administration

Page1 of 10

TRUNK GROUP

Group Number:

Group Name: OUTSIDE CALL

Direction: two-way

Dial Access? n

Queue Length: 0

Group Type: diod

COR: 1

Outgoing Display? n

Busy Threshold: 99

Country: 1

Auth Code? n

Trunk Flash? n

CDR Reports: y

TN: 1

TAC:

Digit Absorption List:

Toll Restricted? n

Prefix-1? n

TRUNK PARAMETERS

Trunk Type: immed-start

Outgoing Dial Type: mf

Trunk Termination: rc

Digit Treatment:

Expected Digits:

Terminal Balanced? n

Incoming Dial Type: mf

Digits:

Sig Bit Inversion: none

RA Trunk Loss: 0db

Drop Treatment: silence

Trunk Gain: high

Disconnect Supervision - In? y Out? n

Answer Supervision Timeout: 10

Receive Answer Supervision? n

Page2 of 20

TRUNK FEATURES

ACA Assignment? n

Measured: none

Maintenance Tests? y

Data Restriction? n

Suppress # Outpulsing? y

Page3 of 10

TRUNK GROUP

ADMINISTRABLE TIMERS

Incoming Disconnect(msec): 500

Outgoing Disconnect(msec): 500

Incoming Dial Guard(msec): 70

Outgoing Dial Guard(msec): 1600

Incoming Glare Guard(msec): 1500

Outgoing Glare Guard(msec): 1500

Ringing Monitor(msec): 5200

Incoming Seizure(msec): 500

Outgoing End of Dial(sec): 10

Outgoing Seizure Response(sec): 5

Programmed Dial Pause(msec): 1500

Flash Length(msec):

Incoming Incomplete Dial Alarm(sec): 255

END TO END SIGNALING

Tone(msec): 350

Pause(msec): 150

OUTPULSING INFORMATION

PPS: 10

Make(msec): 40

Break(msec): 60

PPM? n

Page4 of 10

TRUNK GROUP

Administered Members (min/max): 0/0

Total Administered Members: 0

GROUP MEMBER ASSIGNMENTS

Port	Code	Sfx	Name	Night	Mode	Type	Ans Delay
1:							
2:							
3:							

DID Trunk Group Administration

Page1 of 10

TRUNK GROUP

Group Number:Group Type: didCDR Reports: y
Group Name: OUTSIDE CALLCOR: 1TN: 1TAC:
Country: 1
Auth Code? n

TRUNK PARAMETERS

Trunk Type: immed-startIncoming Rotary Timeout(sec): 5
Incoming Dial Type: mfDisconnect Timing(msec): 500
Trunk Termination: rcDigits:
Digit Treatment:Sig Bit Inversion: none
Expected Digits:RA Trunk Loss: 0db
Terminal Balanced? n
Extended Loop Range? nTrunk Gain: highDrop Treatment: silence
Disconnect Supervision - In? y

Page2 of 10

TRUNK FEATURES

ACA Assignment? nMeasured: noneMaintenance Tests? y
Data Restriction? n
Suppress # Outpulsing? n

Page3 of 10

TRUNK GROUP

ADMINISTRABLE TIMERS

Incoming Disconnect(msec): 500
Incoming Dial Guard(msec): 70
Flash Length(msec): 540Incoming Incomplete Dial Alarm(sec): 255

END TO END SIGNALING

Tone(msec): 350Pause(msec): 150

Page4 of 10

TRUNK GROUP

Administered Members (min/max):0/0

GROUP MEMBER ASSIGNMENTS

Total Administered Members:0

PortCodeSfxName

1:

2:

3:

ISDN-PRI Trunk Group Administration

Page1 of 10

TRUNK GROUP

Group Number:Group Type: isdn-priCDR Reports: y

Group Name: OUTSIDE CALLCOR: 1TN: 1TAC:

Direction: two-wayOutgoing Display? n

Dial Access? nBusy Threshold: 99

Queue Length: 0

Service Type: public-ntwrkAuth Code? nTest Call ITC: unre

Far End Test Line No:

TestCall BCC: 4

TRUNK PARAMETERS

Codeset to send Display: 6Codeset to Send TCM, Lookahead: 6

Max Message Size to send: 260Charge Advice: none

Supplementary Service Protocol: aOverlap Receiving? n

Trunk Hunt:cyclical

Connected to toll: nSTT Loss: normalDTT to DCO Loss: normal

Calling Number - Delete:Insert:Numbering format:

Bit Rate: 1200Synchronization: asyncDuplex: full

Disconnect Supervision - In? y Out? n

Answer Supervision Timeout: 0

Page2 of 10

TRUNK FEATURES

ACA Assignment? nMeasured: noneWideband Support: n

Maintenance Tests? y

Data Restriction? nNCA-TSC Signaling Group: 1

Send Name: nSend Calling Number: n

Used for DCS: nSend Connected Number: n

Suppress # Outpulsing? n

Page3 of 10

TRUNK GROUP

Administered Members (min/max):0/0

Total Administered Members:0

GROUP MEMBER ASSIGNMENTS

Port	Code	Sfx	Name	Night	Sig Grp
1:					
2:					
3:					

DS1 for CO, DID and DIOD Trunks to the PTT
Using Digital Trunks

Page1 of 1

DS1 CIRCUIT PACK

Location:

Name: E-1CO, DID, DIOD

Bit Rate: 2.048

Line Coding: hdb3

Signaling Mode: CAS

Country Protocol: 8

Interconnect: CO

CRC? n

Interface Companding: alaw

Idle Code: 11111111

MAINTENANCE PARAMETERS

Near-end CSU Type: other

Slip Detection? n

DS1 for ISDN Trunks to the PPT

Page1 of 1

DS1 CIRCUIT PACK

Location:

Name: E-1 ISDN

Bit Rate: 2.048

Line Coding: hdb3

Signaling Mode: isdn-pri

Country Protocol: 12

Connect: network

Protocol Version: a

Interface Companding: alaw

CRC? n

Idle Code: 11111111

MAINTENANCE PARAMETERS

Slip Detection? n

Near-end CSU Type: other

Czech Republic

Table 25 shows the recommended circuit packs.

Table 25. Recommended and Available CPs in Czech Republic

Equipment	Equipment Type
Cabinet Type & Power	GAC-MCC DC-MCC AC-SCC AC-CSCC AC-CMC
AC Power Voltage & Freq	220V/50Hz
Ring Generator	25Hz
Tone Detector	> TN2182B > TN744D TN420C
Tone Clock	> TN2182B TN780
R2MFC Circuit	
Speech Synthesizer	> TN457
Call Classifier	> TN744D
Announcement	TN750C TN750B
Analog DID Trunk	> TN753v17
Analog CO Trunk (No PPM)	> TN747Bv12
Analog CO Trunk (w/PPM)	#TN465C > TN465B
4 Wire Tie Trunk	TN760Dv11
2 Wire Tie Trunk	
Auxiliary Trunk	> TN763D
Digital CO/DID Trunk	> TN464F TN464E
Digital Tie Trunk	> TN464F TN464E
Digital PRI CO Trunk	n/a
Digital BRI Trunk	> TN2185
Digital Converter PRI-DASS	
Digital Converter PRI-DPNSS	
Digital Converter PRI-BRI	
8 Port Analog Line	n/a
16 Port Analog Line	> TN746B
24 Port Analog Line	n/a

Continued on next page

Table 25. Recommended and Available CPs in Czech Republic — Continued

Equipment	Equipment Type
4 Wire Digital Line	> TN754B
2 Wire Digital Line	#TN2224 > TN2181 TN2136
Data Line	> TN726B
BRI-U Line	
BRI-ST Line	

Feature Administration

The screen displays shown in this section were effective the date the type approval was awarded. The screens may have changed since that date.

Only those feature-related parameters that may have a Type Approval or basic connectivity implication for a particular country are listed here.

■ ARS/AAR Administration

To enable ARS administration, on the System-Parameters Customer-Options screen, set the `ARS` field to **y**. You also should check all ARS/AAR defaults. All default ARS analysis codes are deleted before dialed strings are added for routing when DEFINITY is installed outside of North America. Be aware that the default for the 10 digits cause dialing problems. In particular, the following call types (appear as ARS/AAR defaults) typically are not used in non-North American ARS/AAR tables:

fnpa:	North American numbers with an area code.
hnpa:	North American numbers without an area code.
svc:	North American numbers of the screen “x11”.

Lucent recommends only the following call types be used outside North America:

int:	For all international numbers.
natl:	For all national PN numbers.
pubu:	For all other external (that is, not extensions) numbers.

System Parameter Administration

Only those feature-related parameters that may have a Type Approval or basic connectivity implication for a particular country are listed here.

- Feature-Related System Parameters Administration
 - Off-Premises Tone Detect Timeout Interval (seconds): 5

display system-parameters featuresPage 1 of 6

FEATURE-RELATED SYSTEM PARAMETERS

Trunk-to-Trunk Transfer: all

Coverage Subsequent Redirection/CFWD No Answer Interval: 2

Coverage - Caller Response Interval (seconds): 4

Keep Held SBA at Coverage Point? y

Automatic Callback - No Answer Timeout Interval (rings): 3

Call Park Timeout Interval (minutes): 10

Off-Premises Tone Detect Timeout Interval (seconds): 5

AAR/ARS Dial Tone Required? y

Music/Tone on Hold: none

Music (or Silence) on Transferred Trunk Calls? no

DID/Tie/ISDN Intercept Treatment: attd

Messaging Service Adjunct (MSA) Connected? n

Internal Automatic Answer for Attendant Extended Calls? n

Automatic Circuit Assurance (ACA) Enabled? n

Abbreviated Dial Programming by Assigned Lists? n

Auto Abbreviated/Delayed Transition Interval (rings): 2

- Night Service Disconnect Timer (seconds): 10 (10 or blank for testing optional responses to errors)
- Unanswered DID Call Timer (seconds): 180
- DID Busy Treatment (set to attendant for testing optional response to errors)

display system-parameters featuresPage 5 of 6

FEATURE-RELATED SYSTEM PARAMETERS

Public Network Trunks on Conference Call: 5

Conference Parties with Public Network Trunks: 6

Conference Parties without Public Network Trunks: 6

Night Service Disconnect Timer (seconds): 10

Short Interdigit Timer (seconds): 3

Unanswered DID Call Timer (seconds): 180

Line Intercept Tone Timer (seconds): 20

Auto Start? n

Auto Hold? y

Attendant Tone? y

Bridging Tone? n

Conference Tone? n

Intrusion Tone? y

DID Busy Treatment: tone

Allow AAR/ARS Access from DID/DIOD? n

DISTINCTIVE AUDIBLE ALERTING

Internal: 1 External: 2 Priority: 3

- Outpulse Without Tone? n (for dial tone detection)
- Network Feedback During Tone Detection? n (for dial tone detection)

display system-parameters features

FEATURE-RELATED SYSTEM PARAMETERS

Pull Transfer: n

Level Of Tone Detection: precise

Wait Answer Supervision Timer? n

Repetitive Call Waiting Tone? n

Outpulse Without Tone? n

Network Feedback During Tone Detection? n

Intercept Treatment On Failed Trunk Transfers? n

Vector Disconnect Timer (min):

Station Tone Forward Disconnect: intercept

Misoperation Alerting? n

Allow Conference via Flash? y

RECALL TIMING

Flashhook Interval? y

Upper Bound (msec): 1000

Lower Bound (msec): 200

Forward Disconnect Timer (msec): 600

ENHANCED DCS

Enhanced DCS Enabled? n

- System Parameters Customer Options
 - ARS? y (for dial tone detection)

display system-parameters customer-optionsPage 1 of 2

OPTIONAL FEATURES

G3 Version: V4

Logged-In ACD Agents: 150

Abbreviated Dialing Enhanced List? n

A/D Grp/Sys List Dialing Start at 01? n

ACD? n

AT&T Adjunct Links? n

Answer Supervision by Call Classifier? n

ARS? y

ARS/AAR Partitioning? y

ASAI Interface? n

ATMS? n

Audible Message Waiting? n

Authorization Codes? n

BCMS (Basic)? n

BCMS/VuStats LoginIDs? n

BCMS/VuStats Service Level? n

Call Work Codes? n

CAS Branch? n

CAS Main? n

DCS (Basic)? n

DCS Call Coverage? n

DTMF Feedback Signals For VRU? n

Emergency Access to Attendant? y

Expert Agent Selection (EAS)? n

External Device Alarm Admin? n

Flexible Billing? n

Forced Entry of Account Codes? n

Hospitality (Basic)? y

G3V3 Hospitality Enhancements? n

Hospitality Parameter Reduction? n

- Malicious Call Trace? y (for Malicious Call feature)
- Multifrequency Signaling? y

display system-parameters customer-options

OPTIONAL FEATURES

ISDN-PRI? n

ISDN-PRI over PACCON? n

Lookahead Interflow (LAI)? n

Malicious Call Trace? y

Multifrequency Signaling? y

Multiple Call Handling (On Request)? n

Multiple Call Handling (Forced)? n

PASTE (Display PBX Data on Phone)? n

Premier Business Package? y

Processor and System MSP? n

Private Networking? n

Restrict Call Forward Off Net? y

Secondary Data Module? n

Service Observing (Basic)? y

Service Observing (Remote/By FAC)? n

Service Observing (VDNs)? n

Station and Trunk MSP? n

Tenant Partitioning? n

Terminal Trans. Init. (TTI)? n

Time of Day Routing? n

Uniform Dialing Plan? n

Vectoring (Basic)? n

Vectoring (Prompting)? n

Vectoring (G3V4 Enhanced)? n

Vectoring (ANI/II-Digits Routing)? n

Vectoring (G3V4 Advanced Routing)? n

VDN of Origin Announcement? n

VDN Return Destination? n

Voice Mail Application Support? n

VuStats? n

VuStats (G3V4 Enhanced)? n

Wideband Switching? n

- System Parameter Country Options Administration
 - Companding Mode: A-Law
 - Digital Loss Plan: 14
 - Analog Ringing Cadence: 14

- Analog Line Transmission: 14
- Tone Detection Mode: 5

display system-parameters country-optionsPage 1 of 21

SYSTEM PARAMETERS COUNTRY-OPTIONS

Companding Mode: A-LawBase Tone Generator Set: 14

440Hz PBX-dial Tone? n440Hz Secondary-dial Tone? n

Digital Loss Plan: 14

Analog Ringing Cadence: 14Set Layer 1 timer T1 to 30 seconds? n

Analog Line Transmission: 14

TONE DETECTION PARAMETERS

Tone Detection Mode: 5Dial Tone Validation Timer(msec): 500

Interdigit Pause: long

— Customized Individual Tones

In this section, customized tone definitions follow the data-entry syntax as specified for entry on the Individual Tone Administration Screen:

[(Frequency/Level)|silence|goto)][(Duration ms)](Step)]

— Intrusion:

- (425/-11.0)(350)
- (silence)(350)
- (425/-5.0)(350)
- (silence)(1500)
- (goto)(1)

— Reorder (Congestion):

- (425/-5)(150)
- (silence)(150)
- (goto)(1)

— Secondary Dial Tone:

- (425/-5)(150)
- (silence)(150)
- (425/-5)(150)
- (silence)(150)
- (425/-5)(150)
- (silence)(150)

- (425/-5)(650)
- (silence)(650)
- (goto)(1)
- PBX Dial Tone:
 - (425/-5)(500)
 - (goto)(1)
- Busy:
 - (425/-5)(350)
 - (silence)(350)
 - (goto)(1)
- Ringback:
 - (425/-5)(1000)
 - (silence)(4000)
 - (goto)(1)
- Call Wait 1:
 - (425/-11)(350)
- Recall Dial:
 - (425/-4)(150)
 - (silence)(150)
 - (425/-4)(150)
 - (silence)(150)
 - (425/-4)(1000)
 - (goto)(5)
- CDR System Parameters
 - Primary Output format: int-direct (for showing PPM)

```
display system-parameters cdr

                                CDR SYSTEM PARAMETERS
Node Number (Local PBX ID): 1          CDR Date Format: month/day
Primary Output Format: int-direct      Primary Output Ext: eia
Secondary Output Format:
Use ISDN Layouts? n                  EIA Device Bit Rate: 9600
Use Enhanced Formats? n
Record Outgoing Calls Only? n        Intra-switch CDR? n
Suppress CDR for Ineffective Call Attempts? y    CDR Call Splitting? y
Disconnect Information in Place of FRL? n    Attendant Call Recording? y
Interworking Feat-flag? n
Force Entry of Acct Code for Calls Marked on Toll Analysis Form? n
Calls to Hunt Group - Record: member-ext
Record Called Vector Directory Number Instead of Group or Member? n
Record Non-Call-Assoc TSC? n
Record Call-Assoc TSC? n    Digits to Record for Outgoing Calls: dialed
Privacy - Digits to Hide: 0    CDR Account Code Length: 2
```

- System Parameter Multifrequency Signaling Administration (Pay close attention to the values on the following three screens. They are critical.)
 - Request Incoming ANI (non-AAR/ARS)? n (To check Incoming ANI, enter yes. It is part of the malicious call trace option.)

```
display system-parameters multifrequency-signaling          Page 1 of 3
MULTIFREQUENCY-SIGNALING-RELATED SYSTEM PARAMETERS

Incoming Call Type: group-ii-mfc
Outgoing Call Type: group-ii-mfc
Maintenance Call Type: none
Test Call Extension:
Interdigit Timer (sec): 20
Outgoing Forward Signal Present Timer (sec): 20
Outgoing Forward Signal Absent Timer (sec): 12
Multifrequency Signaling Incoming Intercept Treatment? y
Received Signal Gain(-Loss) (dB): 0
Transmitted Signal Gain(-Loss) (dB): -3
Collect All Digits Before Seizure? n
ANI Prefix: 42
ANI for PBX: 400
Next ANI Digit: send-ani

Request Incoming ANI (non-AAR/ARS)? n
Called Party Category: user-type
Use COR for Calling Party Category? n
```

**NOTE:**

On Page 2 of the Multifrequency-Signaling-Related System Parameters screen, Group-I, numbers 12, 13, and 14, should all be *ani-not-avail*.

display system-parameters multifrequency-signaling

MULTIFREQUENCY-SIGNALING-RELATED SYSTEM PARAMETERS

Page 2 of 3

INCOMING FORWARD SIGNAL TYPES (Tones from CO)		INCOMING BACKWARD SIGNAL TYPES (Tones to CO)	
Group-I	Group-II	Group-A	Group-B
11: send-congest	1: normal	1 : next-digit	3 : busy
12: send-congest	2: busy-rt-attd	3 : end-of-dial	4 : congestion
13: ani-not-avail	3: busy-rt-attd	4 : congestion	5 : intercept
14: send-congest	4: normal	5 : send-ani	6 : free
15: end-of-dial	5: busy-rt-attd	:	:
	6: normal	:	:
	7: normal	:	:
	8: normal	:	:
	9: busy-rt-attd	:	:
	10: normal	:	:
	11: send-intercept	:	:
	12: send-intercept	:	:
	13: normal	:	:
	14: normal	:	:
	15: send-intercept	:	:

display system-parameters multifrequency-signaling

MULTIFREQUENCY-SIGNALING-RELATED SYSTEM PARAMETERS

OUTGOING FORWARD SIGNAL TYPES (Tones to CO)		OUTGOING BACKWARD SIGNAL TYPES (Tones from CO)	
Group-I	Group-II	Group-A	Group-B
12: ani-not-avail	1 : normal	1: next-digit	1: free
15: end-of-digits	1 : attendant	2: last-digit	2: congestion
:	6 : data-call	3: end-of-dial	3: busy
:	:	4: congestion	4: congestion
:	:	5: send-ani	5: intercept
:	:	6: setup-sppath	6: free
	:	7: last-2-digits	7: free
	:	8: last-3-digits	8: intercept
	:	9: congestion	9: congestion
	:	10: congestion	10: congestion
	:	11: congestion	11: congestion
	:	12: congestion	12: congestion
	:	13: congestion	13: congestion
	:	14: congestion	14: congestion
	:	15: congestion	15: congestion

- ARS Digit Analysis
 - Rte Pat: 2 (for dial tone detect)

display ars analysis 0

ARS DIGIT ANALYSIS TABLE													
Partitioned Group Number: 1										Percent Full: 2			
Dialed String	Total Mn	Rte Mx	Call Pat	Nd Type	ANI Num	Rq	Dialed String	Total Mn	Rte Mx	Call Pat	Nd Type	ANI Num	Rq
2	2	7	2	pubu	n							n	
3	2	7	2	pubu	n							n	
4	2	7	2	pubu	n							n	
5	2	7	2	pubu	n							n	
6	7	7	2	hnpa	n							n	
7	2	7	2	pubu	n							n	
8	2	7	2	pubu	n							n	
9	2	7	2	pubu	n							n	
					n							n	
					n							n	
					n							n	
					n							n	
					n							n	
					n							n	

- Route Pattern
 - Inserted Digits: + (for dial tone detect)

display route-pattern 2

Pattern Number: 2									
Grp. No.	FRL	NPA	Pfx	Hop	Toll	No.	Del	Inserted Digits	
1: 29	0		Mrk	Lmt	List	Digits			+
2:									
3:									
4:									
5:									
6:									

- Console Parameters

```
display console-parameters                                     Page 1 of 3

                                CONSOLE PARAMETERS
Attendant Group Name: OPERATOR
COS: 1                                                         COR: 1
Calls in Queue Warning: 5                                     Attendant Lockout? y
Ext Alert Port (TAAS):
CAS: none
IAS (Branch)? n
IAS Att. Access Code:
Night Service Act. Ext.:
IAS Tie Trunk Group No.:
Alternate FRL Station:
DID-LDN Only to LDN Night Ext? n

TIMING
Time Reminder on Hold (sec): 30                               Return Call Timeout (sec): 30
Time in Queue Warning (sec):
INCOMING CALL REMINDERS
No Answer Timeout (sec): 60                                   Alerting (sec): 10
Secondary Alert on Held Reminder Calls? y

ABBREVIATED DIALING
List1:                                                         List2:
List3:
COMMON SHARED EXTENSIONS
Starting Extension:                                           Count:
```

— Night Destination: 302 (for testing optional response to errors)

```
display listed-directory-numbers

LISTED DIRECTORY NUMBERS
Ext      Name      TN
1:              1
2:              1
3:              1
4:              1
5:              1
6:              1
7:              1
8:              1
Night Destination: 302
```


Trunk Groups

list trunk-group

TRUNK GROUPS											
Grp				No.				Out			
No.	TAC	Group	Type	Group Name	Mem	TN	COR	CDR	Meas	Disp?	Queue Length
23	923	co		Slov.LS_out_MFC	1	1	1	y	none	y	0
24	924	co		slov.co.dec	1	1	1	y	none	n	0
29	929	co		slov ana co	1	1	1	y	none	n	0
31	931	did		slovak mf did	1	1	1	y	none	n	0
32	932	did		slovak did dec	1	1	1	y	none	n	0

- CO Trunk Groups
 - Example: Loop Start Outgoing MFC
 - Country: 14
 - Trunk Type: loop-start
 - Outgoing Dial Type: mf
 - Disconnect Supervision - Out? n
 - Answer Supervision Timeout: 0

display trunk-group 23

Page 1 of 10

TRUNK GROUP											
Group Number: 23				Group Type: co				CDR Reports: y			
Group Name: Slov.LS_out_MFC				COR: 1				TN: 1 TAC: 923			
Direction: outgoing				Outgoing Display? y							
Dial Access? y				Busy Threshold: 99							
Queue Length: 0				Country: 14							
Comm Type: voice				Digit Absorption List:							
Prefix-1? n				Trunk Flash? n				Toll Restricted? n			
TRUNK PARAMETERS											
Trunk Type: loop-start											
Outgoing Dial Type: mf											
Trunk Termination: rc				Disconnect Timing(msec): 500							
Auto Guard? n				Call Still Held? n				Sig Bit Inversion: none			
Terminal Balanced? n				RA Trunk Loss: 0db							
				Trunk Gain: high							
Disconnect Supervision -				Out? n							
Answer Supervision Timeout: 0				Receive Answer Supervision? y							

display trunk-group 23Page 2 of 10
TRUNK FEATURES
ACA Assignment? n Measured: none
Maintenance Tests? y
Data Restriction? n
Suppress # Outpulsing? n

display trunk-group 23
TRUNK GROUP
ADMINISTRABLE TIMERS
Outgoing Disconnect(msec): 500
Outgoing Dial Guard(msec): 1600
Outgoing Glare Guard(msec): 1500
Incoming Seizure(msec): 500
Outgoing Seizure Response(sec): 5
Ringing Monitor(msec): 5200
Programmed Dial Pause(msec): 1500
Flash Length(msec): 540
END TO END SIGNALING
Tone(msec): 350 Pause(msec): 150
OUTPULSING INFORMATION
PPS: 10 Make(msec): 40 Break(msec): 60 PPM? y Frequency: 50/12k

- Outgoing Disconnect (msec): 500
- Example: Digital CO Trunk
 - Country: 14
 - Trunk Type: loop-start
 - Outgoing Dial Type: rotary
 - Disconnect Supervision - Out? n
 - Answer Supervision Timeout: 0

display trunk-group 24

Page 1 of 10

TRUNK GROUP

Group Number: 24Group Type: coCDR Reports: y

Group Name: slov.co.decCOR: 1TN: 1TAC: 924

Direction: outgoingOutgoing Display? n

Dial Access? yBusy Threshold: 99

Queue Length: 0Country: 14

Comm Type: voiceDigit Absorption List:

Prefix-1? nTrunk Flash? nToll Restricted? y

TRUNK PARAMETERS

Trunk Type: loop-start

Outgoing Dial Type: rotaryCut-Through? n

Trunk Termination: rcDisconnect Timing(msec): 500

Auto Guard? nCall Still Held? nSig Bit Inversion: none

Terminal Balanced? nRA Trunk Loss: 0db

Trunk Gain: high

Disconnect Supervision - Out? n

Answer Supervision Timeout: 0Receive Answer Supervision? y

display trunk-group 24

Page 2 of 10

TRUNK FEATURES

ACA Assignment? nMeasured: none

Maintenance Tests? y

Data Restriction? n

Suppress # Outpulsing? n

- Outgoing Disconnect (msec): 500
- Outgoing Rotary Dial Interdigit (msec): 800

display trunk-group 24

TRUNK GROUP

ADMINISTRABLE TIMERS

Outgoing Disconnect(msec): 500

Outgoing Dial Guard(msec): 1600

Outgoing Glare Guard(msec): 1500

Outgoing Rotary Dial Interdigit(msec): 800

Ringling Monitor(msec): 5200Incoming Seizure(msec): 500

Outgoing Seizure Response(sec): 5

Programmed Dial Pause(msec): 1500

Flash Length(msec): 540

END TO END SIGNALING

Tone(msec): 350Pause(msec): 150

OUTPULSING INFORMATION

PPS: 10Make(msec): 40Break(msec): 60PPM? yFrequency: 50/12k

- Example: Analog CO Trunk
- Country: 14
 - Trunk Type: loop-start
 - Answer Supervision Timeout: 0

```
display trunk-group 29                                     Page 1 of 10

                                TRUNK GROUP
Group Number: 29      Group Type: co      CDR Reports: y
Group Name: slov ana co      COR: 1      TN: 1      TAC: 929
Direction: two-way      Outgoing Display? n
Dial Access? y      Busy Threshold: 99      Night Service:
Queue Length: 0      Country: 14      Incoming Destination: attd

Comm Type: voice      Auth Code? n      Digit Absorption List:
Prefix-1? y      Trunk Flash? n      Toll Restricted? y
TRUNK PARAMETERS
    Trunk Type: loop-start
    Outgoing Dial Type: tone      Cut-Through? n
    Trunk Termination: rc      Disconnect Timing(msec): 500
    Auto Guard? n      Call Still Held? n      Sig Bit Inversion: none
    Terminal Balanced? n      RA Trunk Loss: 0db

                                Trunk Gain: high
Disconnect Supervision - In? y      Out? n      Cyclical Hunt? n
Answer Supervision Timeout: 0      Receive Answer Supervision? y
```

```
display trunk-group 29                                     Page 2 of 10

                                TRUNK FEATURES
    ACA Assignment? n      Measured: none
                                Maintenance Tests? y
    Data Restriction? n
    Abandoned Call Search? n
    Suppress # Outpulsing? n
```

```
display trunk-group 29

                                TRUNK GROUP

ADMINISTRABLE TIMERS
  Incoming Disconnect(msec): 500          Outgoing Disconnect(msec): 500
                                           Outgoing Dial Guard(msec): 1600
  Incoming Glare Guard(msec): 1500        Outgoing Glare Guard(msec): 1500
    Ringing Monitor(msec): 5200          Incoming Seizure(msec): 500
  Outgoing End of Dial(sec): 10          Outgoing Seizure Response(sec): 5
  Programmed Dial Pause(msec): 1500
    Flash Length(msec): 540
```

```
display trunk-group 29

                                TRUNK GROUP

ADMINISTRABLE TIMERS
  Incoming Disconnect(msec): 500          Outgoing Disconnect(msec): 500
                                           Outgoing Dial Guard(msec): 1600
  Incoming Glare Guard(msec): 1500        Outgoing Glare Guard(msec): 1500
    Ringing Monitor(msec): 5200          Incoming Seizure(msec): 500
  Outgoing End of Dial(sec): 10          Outgoing Seizure Response(sec): 5
  Programmed Dial Pause(msec): 1500
    Flash Length(msec): 540
END TO END SIGNALING
  Tone(msec): 350      Pause(msec): 150
OUTPULSING INFORMATION
  PPS: 10      Make(msec): 40      Break(msec): 60      PPM? n
```

- DID Trunk Groups
 - Example: MFC Signaling DID
 - Country: 14

```
display trunk-group 31

                                TRUNK GROUP

Group Number: 31          Group Type: did          CDR Reports: y
Group Name: slovak mf did      COR: 1          TN: 1          TAC: 931
                                Country: 14          CO Type: digital
                                Auth Code? n

TRUNK PARAMETERS
  Trunk Type: immed-start          Incoming Rotary Timeout(sec): 5
                                   Incoming Dial Type: mf
  Trunk Termination: rc          Disconnect Timing(msec): 500
  Digit Treatment:                Digits:
  Expected Digits:                Sig Bit Inversion: none
  Terminal Balanced? n          RA Trunk Loss: 0db
  Extended Loop Range? n          Trunk Gain: high          Drop Treatment: silence
Disconnect Supervision - In? n
```

display trunk-group 31Page 2 of 10

TRUNK FEATURES

ACA Assignment? nMeasured: noneMaintenance Tests? y

Data Restriction? n

Suppress # Outpulsing? n

- Incoming Disconnect (msec): 90
- Incoming Dial Guard (msec): 1500 (to mask problem detection glitches as digits)

display trunk-group 31Page 3 of 10

TRUNK GROUP

ADMINISTRABLE TIMERS

Incoming Disconnect(msec): 90

Incoming Dial Guard(msec): 1500

Flash Length(msec): 540Incoming Incomplete Dial Alarm(sec): 255

END TO END SIGNALING

Tone(msec): 350Pause(msec): 150

— Example: Rotary Signaling Digital DID

- Country: 14
- Trunk Type: immed-start
- Incoming Dial Type: rotary

display trunk-group 32Page 1 of 10

TRUNK GROUP

Group Number: 32Group Type: didCDR Reports: y

Group Name: slovak did decCOR: 1TN: 1TAC: 932

Country: 14CO Type: digital

Auth Code? n

TRUNK PARAMETERS

Trunk Type: immed-startIncoming Rotary Timeout(sec): 5

Incoming Dial Type: rotary

Trunk Termination: rcDisconnect Timing(msec): 500

Digit Treatment:Digits:

Expected Digits:Sig Bit Inversion: none

Terminal Balanced? nRA Trunk Loss: 0db

Extended Loop Range? nTrunk Gain: highDrop Treatment: silence

Disconnect Supervision - In? n

display trunk-group 32Page 2 of 10

TRUNK FEATURES

ACA Assignment? nMeasured: noneMaintenance Tests? y

Data Restriction? n

Suppress # Outpulsing? n

- Incoming Disconnect (msec): 90
- Incoming Dial Guard (msec): 70

display trunk-group 32Page 3 of 10

TRUNK GROUP

ADMINISTRABLE TIMERS

Incoming Disconnect(msec): 90

Incoming Dial Guard(msec): 70

Incoming Partial Dial(sec): 5

Flash Length(msec): 100Incoming Incomplete Dial Alarm(sec): 1

END TO END SIGNALING

Tone(msec): 350Pause(msec): 150

Digital Trunk Administration

This section does not list all possible valid administrable combinations. Rather the most common or standard combination, compatible with public-network and Type Approval standards for each country, is presented.

- CO Trunks
 - DS1 Administration Screen ⁴
 - Circuit Pack: TN464D (not entered as an administrable item)
 - Bit Rate: 2.048
 - Interface Companding: A-law
 - Line Coding: HDB3
 - Signaling Mode: CAS
 - Country Protocol: 14
 - Interconnect: CO

4. DS1 is also analogous to the term E1 that has been coined for the European T1 or 2 mbit interface.

- CRC?: No
- Idle Code: 01010100
- Trunk Group Administration Screen (Timing)
Set digital trunk timing values the same as for analog CO trunks.
- DID Trunks
 - DS1 Administration Screen
 - Circuit Pack: TN464D (not entered as an administrable item)
 - Bit Rate: 2.048
 - Interface Companding: A-law
 - Line Coding: HDB3
 - Signaling Mode: CAS
 - Country Protocol: 14
 - Interconnect: CO
 - CRC?: No
 - Idle Code: 01010100
 - Trunk Group Administration Screen (Timing)
Set digital trunk timing values the same as for analog DID trunks.
- Tie Trunks
 - Non-ISDN Signaling Example (DS1 Administration Screen)
 - Circuit Pack: TN464D (Not entered as administrable item)
 - Bit Rate: 2.048
 - Interface Companding: A-law
 - Line Coding: HDB3
 - Signaling Mode: CAS
 - Country Protocol: 14
 - Interconnect: pbx
 - CRC?: no
 - Idle Code: 01010100

Ecuador

The information provided here is preliminary and subject to change. [Table 26](#) shows the recommended circuit packs.


Table 26. Recommended and Available CPs in Ecuador

Equipment	Equipment Type
Cabinet Type & Power	GAC-MCC AC-MCC DC-MCC AC-SCC DC-SCC AC-CSCC AC-CMC
AC Power Voltage & Freq	120V/60Hz 240V/60Hz
Ring Generator	20Hz
Tone Detector	> TN2182B > TN744D
Tone Clock	> TN2182B
R2MFC Circuit	
Speech Synthesizer	
Call Classifier	> TN744D
Announcement	TN750C TN750B
Analog DID Trunk	
Analog CO Trunk (No PPM)	> TN747B
Analog CO Trunk (w/PPM)	
4 Wire Tie Trunk	
2 Wire Tie Trunk	
Auxiliary Trunk	> TN763D
Digital CO/DID Trunk	> TN464F TN464E TN464D
Digital Tie Trunk	> TN464F TN464E TN464D
Digital PRI CO Trunk	n/a
Digital BRI Trunk	
Digital Converter PRI-DASS	
Digital Converter PRI-DPNSS	
Digital Converter PRI-BRI	
8 Port Analog Line	n/a
16 Port Analog Line	> TN746B

Continued on next page

Table 26. Recommended and Available CPs in Ecuador — *Continued*

Equipment	Equipment Type
24 Port Analog Line	n/a
4 Wire Digital Line	> TN754B
2 Wire Digital Line	#TN2224 > TN2181 TN2136
Data Line	> TN726B
BRI-U Line	
BRI-ST Line	

 **NOTE:**
A-law companding is the national standard in Ecuador. However, Mu-law is used internally to the system for service circuits and analog lines. Network interfaces are configured as A-law if required.

Feature Administration

The screen displays shown in this section were effective the date the type approval was awarded. The screens may have changed since that date.

Only those feature-related parameters that may have a Type Approval or basic connectivity implication for a particular country are listed here.

- **ARS/AAR Administration**
To enable ARS administration, on the System-Parameters Customer-Options screen, set the `ARS` field to `y`. You also should check all ARS/AAR defaults. All default ARS analysis codes are deleted before dialed strings are added for routing when DEFINITY is installed outside of North America. Be aware that the default for the 10 digits cause dialing problems. In particular, the following call types (appear as ARS/AAR defaults) typically are not used in non-North American ARS/AAR tables:

fnpa:	North American numbers with an area code.
hnpa:	North American numbers without an area code.
svc:	North American numbers of the screen “x11”.

Lucent recommends only the following call types be used outside North America:

int:	For all international numbers.
natl:	For all national PN numbers.
pubu:	For all other external (that is, not extensions) numbers.

System Parameter Administration

Only those feature-related parameters that may have a Type Approval or basic connectivity implication for a particular country are listed here.

- Feature-Related System Parameters Administration
 - Trunk-to-Trunk Transfer: Permitted by country's regulations - Selection is customer's choice.
 - Public Network Trunks on Conference Call: 5
 - Conference Parties With PNTs: 6
 - Conference Parties Without PNTs: 6
 - Line Intercept Tone Timer: 30
 - Night Service Disconnect Timer: 180 sec
 - Short Interdigit Timer: 3 sec
 - Unanswered DID Call Timer: 60
 - Auto-Hold: Yes ⁵
 - Attendant Tone: Yes
 - Bridging Tone: No
 - Conference Tone: No
 - Intrusion Tone: Yes
 - Repetitive Call Waiting Tone: No
 - DID Busy Treatment: Attendant
 - Pull Transfer: No
 - Level of Tone Detection: Medium
 - Outpulse Without Tone: Yes
 - (Station-to-switch) Recall Timing:
 - Flashhook Interval: No
 - Disconnect Timing: 350 ms

5. Although not a Type Approval issue, this represents the convention for this country.

- System Parameter Country Options Administration
 - Companding Mode: A-law
 - Base Tone Generation Set:
 - Tone Detection Mode: 2
 - Interdigit Pause: short
 - Digital Loss Plan:
 - Analog Ringing Cadence:

Analog Trunk Administration

- CO Trunks
 - Trunk Group Screen
 - Group Type: CO
 - Country:
 - Trunk Gain: high
 - Direction: two-way
 - Digit Absorption List: blank
 - Prefix-1: No
 - Trunk Type: loop-start
 - Outgoing Dial Type: tone
 - Trunk Termination: 600 ohm
 - Auto Guard: no
 - Dial Access: Yes
 - Call Still Held: no
 - Terminal Balanced: yes
 - Receive Answer Supervision: no
 - Answer Supervision Timeout: 10 (This sets both the CP firmware timer and software timer. Set to 0 for any trunk receiving answer supervision.)
 - Disconnect Supervision - In: yes
 - Disconnect Supervision - Out: Selection is customer's choice.
 - Disconnect Timing: 100 ms (This field will not be used with CPs that can accept the Incoming Disconnect and Outgoing Disconnect timers. Set these latter two timers from the Administrable Timers Screen.)

— Trunk Group Administration Screen (Timing)

Set the following timers from the Administrable Timers screen during administration of each trunk group. Select the following CO trunk timer values for this country:

- Incoming Disconnect: 100 ms
 - Outgoing Disconnect: 100 ms
 - Outgoing Dial Guard: 3000 ms
 - Incoming Glare Guard: 1500 ms
 - Outgoing Glare Guard: 1500 ms
 - Outgoing Dial Pulse Rate (PPS): 10 pps
 - Outgoing Rotary Digit Dial Make: 40 ms
 - Outgoing Rotary Digit Dial Break: 60 ms
 - Outgoing Rotary Dial Interdigit: 800 ms
 - Ring Monitor Timer: 5200 ms
 - Incoming Seizure: 500 ms
 - Outgoing End-of-Dial: 255 sec
 - Outgoing Seizure Response: 0
 - Programmed Dial Pause: 3 sec
 - Disconnect Signal Error: 240 sec
 - End-To-End Signaling Pause: 150 ms (accept default)
 - End-To-End Signaling Tone: 350 ms (accept default)
 - Flash Length: 100 ms
 - PPM: No
- DID Trunks
 - Trunk Group Screen
 - Group Type: DID
 - Country:
 - Trunk Gain: high
 - Digit Absorption List: blank
 - Incoming Dial Type: tone
 - Trunk Type: immed-start
 - Trunk Termination: rc (complex impedance)
 - Disconnect Supervision: no

- Disconnect Timing: 500 ms (This field will not be used with CPs that can accept the Incoming Disconnect and Outgoing Disconnect timers. Set these latter two timers from the Administrable Timers Screen.)
- Digit Treatment: blank
- Digits: blank
- Expected Digits: depends on system size and numbering plan
- Terminal Balanced: yes
- RA Trunk Loss: 0dB
- Extended Loop Range: (Used Only with TN459) no
- Drop Treatment: silence
- Incoming Rotary Timeout (sec): 5 sec (This field will not be used with CPs that can accept the Incoming Partial Dial timer. Set this timer from the Administrable Timers Screen.)

— Trunk Group Administration Screen (Timing)

Set the following timers from the Administrable Timers screen during administration of each trunk group. Select the following DID trunk timer values for this country:

- Incoming Disconnect: 100 ms
- Incoming Dial Guard: 10 ms
- Incoming Partial Dial: 18 sec
- Incoming Incomplete Dial: 255 sec

■ Tie Trunks

No information regarding Type Approval-related settings is currently available.

Digital Trunk Administration

This section does not list all possible valid administrable combinations. Rather only the most common or standard combination, compatible with public-network and Type Approval standards for each country, is presented:

■ CO Trunks

- DS1 Administration Screen ⁶
- Circuit Pack: TN464D (not entered as an administrable item)
 - Bit Rate: 2.048

6. DS1 is also analogous to the term E1 that has been coined for the European T1 or 2 mbit interface.

- Interface Companding: A-law
- Line Coding: HDB3
- Signaling Mode: CAS
- Country Protocol:
- Interconnect: CO
- CRC?: No
- Idle Code: 01010100

— Trunk Group Administration Screen (Timing)

Digital trunk timing values should be set as for analog CO trunks.

■ DID Trunks

— DS1 Administration Screen

- Circuit Pack: TN464D (not entered as an administrable item)
- Bit Rate: 2.048
- Interface Companding: A-law
- Line Coding: HDB3
- Signaling Mode: CAS
- Country Protocol:
- Interconnect: CO
- CRC?: No
- Idle Code: 01010100

— Trunk Group Administration Screen (Timing)

Set digital trunk timing values the same as for analog DID trunks.

■ Tie Trunks

— Non-ISDN Signaling Example (DS1 Administration Screen)

- Circuit Pack: TN464D (Not entered as administrable item; TN464C from upgrades)
- Bit Rate: 2.048
- Interface Companding: A-law
- Line Coding: HDB3
- Signaling Mode: CAS
- Country Protocol:
- Interconnect: pbx
- CRC?: no
- Idle Code: 01010100

— ISDN-PRI (Private Network) Signaling

This example assumes use of US Option 1 with facility associated signaling. Other feature options will require changes in one or more administered items.

— DS1 Administration screen

- Circuit Pack: TN464D (or TN464C from upgrades)
- Bit Rate: 2.048
- Interface Companding: A-law
- Line Coding: HDB3
- Signaling Mode: isdn-pri
- Country Protocol: 1
- Connect: pbx
- Interface: user
- CRC: No
- Idle Code: 01010100

— Signaling Group screen

- Associated Signaling: Yes
- Primary D_Channel: xxxx16 (xxxx=>depends on CP physical location)

— Trunk Group Administration screen

- Group Type: isdn-pri
- Service Type: tie

— ISDN-PRI (Public Network)

Not available for this country.

France

Table 27 shows the recommended circuit packs.

Table 27. Recommended and Available CPs in France

Equipment	Equipment Type
Cabinet Type & Power	GAC-MCC DC-MCC AC-SCC AC-CSCC AC-CMC
AC Power Voltage & Freq	220V/50Hz
Ring Generator	50Hz (See the note that follows this table.)
Tone Detector	> TN2182B > TN744D
Tone Clock	> TN2182B
R2MFC Circuit	n/a
Speech Synthesizer	> TN457
Call Classifier	> TN744D
Announcement	TN750C TN750B
Analog DID Trunk	n/a
Analog CO Trunk (No PPM)	n/a
Analog CO Trunk (w/PPM)	n/a
4 Wire Tie Trunk	>FTN760D
2 Wire Tie Trunk	n/a
Auxiliary Trunk	n/a
Digital CO/DID Trunk	> TN464F
Digital Tie Trunk	> TN464F
Digital PRI CO Trunk	> TN464F
Digital BRI Trunk	> TN2185
Digital Converter PRI-DASS	
Digital Converter PRI-DPNSS	
Digital Converter PRI-BRI	#TN-PRI-BRI
8 Port Analog Line	n/a
16 Port Analog Line	> TN2183
24 Port Analog Line	n/a

Continued on next page

Table 27. Recommended and Available CPs in France — *Continued*

Equipment	Equipment Type
4 Wire Digital Line	> TN754B
2 Wire Digital Line	#TN2224 > TN2181
Data Line	> TN726B
BRI-U Line	
BRI-ST Line	TN556B

⇒ NOTE:
50Hz ring generation requires modification to all backplanes with port slots and installation of a TN2202 Ring Generator (50Hz) circuit pack.

Also, you can use the 122A Music-on-Hold Interface in France.

Feature Administration

The screen displays shown in this section were effective the date the type approval was awarded. The screens may have changed since that date.

Only those feature-related parameters that may have a Type Approval or basic connectivity implication for a particular country are listed here.

⇒ NOTE:
All systems for France require modifications to provide 50Hz ring generation. This requires modifications to all backplanes with port slots and installation of a TN2202 Ring Generator (50Hz) circuit pack in all carriers with these modified backplanes.

⇒ NOTE:
The 122A Music-on-Hold Interface is used for France.

- ARS/AAR Administration
To enable ARS administration, on the System-Parameters Customer-Options screen, set the ARS field to **y**. You also should check all ARS/AAR defaults. All default ARS analysis codes are deleted before dialed strings are added for routing when DEFINITY is installed outside of North America. Be aware that the default for the 10 digits cause dialing problems. In particular, the following call types (appear as ARS/AAR defaults) typically are not used in non-North American ARS/AAR tables:

fnpa:	North American numbers with an area code.
hnpa:	North American numbers without an area code.
svc:	North American numbers of the screen “x11”.

Lucent recommends only the following call types be used outside North America:

int:	For all international numbers.
natl:	For all national PN numbers.
pubu:	For all other external (that is, not extensions) numbers.

System Parameter Administration

Only those feature-related parameters that may have a Type Approval or basic connectivity implication for a particular country are listed here.

- System-Parameters Customer-Options
 - G3 Version: V4
 - ARS: y
 - Hospitality Parameter Reduction: n
 - ISDN-PRI?: y
 - ISDN-PRI over PACCON?: y
 - Tenant Partitioning?: n
- Feature-Related System Parameters
 - Trunk-to-Trunk Transfer: None (No trunk to trunk transfer allowed)
 - Coverage Subsequent Redirection/CFWD No Answer Interval: 12
 - Coverage - Caller Response Interval (seconds): 1
 - Music/Tone on Hold: music
 - DID/TIE/ISDN Intercept Treatment: attd (attendant)
 - Public Network Trunks on Conference Call: 2
 - Night Service Disconnect Timer (seconds): 240
 - Unanswered DID Call Timer (seconds): blank
 - Auto Hold: y
 - DID Busy Treatment: tone
 - Wait Answer Supervision Timer: n

- Repetitive Call Waiting Tone?: y
- Repetitive Call Waiting Interval (sec): 20
- Intercept Treatment on Failed Trunk Transfers?: y
- Station Tone Forward Disconnect: busy
- Misoperation Alerting?: y
- Upper Bound (msec): 360
- Lower Bound (msec): 180
- System Parameters Country Options
 - Companding Mode: A-Law
 - Base Tone Generator Set: 12
 - Digital Loss Plan: 12
 - Analog Line Transmission: 12
 - Tone Name: (Program the Intercept tone like the Busy tone and customize the following:
[(Frequency/Level)|silence|goto)][(Duration ms)][(Step)]
 - Confirmation tone
 - (440/-17.25)(100)
 - (silence)(100)
 - (440/-17.25)(100)
 - (silence)(100)
 - (440/-17.25)(100)
 - (silence)(100)
 - Rep-Confirmation tone
 - (440/-17.25)(100)
 - (silence)(100)
 - (440/-17.25)(100)
 - (silence)(100)
 - (440/-17.25)(100)
 - (silence)(100)
 - (go to)(1)
 - Redirect tone
 - (silence)(50)
- Console-Parameters
 - Ext Alert Prt (TAAS): 01A0405 (administered with an analog port)

- Time in Queue Warning (sec): 20 (between 20 and 40)
- Incoming Call Reminders (set the following values to a total value of 90)
 - No Answer Timeout (sec): 60
 - Alerting (sec): 30
- Call-Type Ordering Within Priority Levels?: y

Station Administration

- Attendant
 - Type: 302B1
 - Extension: blank
 - COS: 0
 - COR: 0
 - Atd-qtime feature button is mandatory
 - type-disp feature button is mandatory
- 603/302B1 Terminal Parameters
 - Default Parameter Set: 12
 - Customize Parameters: n
- 310 Touch Tone Dialing Display Station
 - Type: 2500
 - COR: 1
 - Coverage Path: 1 (mandatory)
 - Call Waiting Indication?: y
 - Att. Call Waiting Indication?: y
 - Distinctive Audible Alert?: n
 - Message Waiting Indicator: led
 - Adjunct Supervision?: n
- 311 Rotary Dialing Display Station
 - Type: 500
 - COR: 1
 - Coverage Path: 1 (mandatory/cannot be blank)
 - Call Waiting Indication?: n
 - Att. Call Waiting Indication?: n
 - Distinctive Audible Alert?: n

- Adjunct Supervision?: n
- 314 Phantom Station
 - Type: 2500
 - COR: 95
 - Port: x
- 8400 and 9400 Type Station
 - Extension: 300
 - Type: 8403B
 - Coverage Path: 1 (mandatory/cannot be blank)
 - Active Station Ringing: continuous
 - Restrict Last Appearance? n
 - Button Assign 3: brdg-appr
 - Btn: 1
 - Ext: X (where X is extension of a phantom station)
- 8400 and 9400 Terminal Parameters
 - Default Parameter Set: 12
 - Customize Parameters: n
- Call Master Station
 - Type: 603E1
 - Coverage Path: 1 (mandatory/cannot be blank)
 - Restrict Last Appearance? n
- WCBRI Interface Station
 - Extension: 306
 - Type: WCBRI
 - Coverage Path: 1 (mandatory/cannot be blank)
 - Country Protocol: etsi
 - Endpt Init?: n

Group Administration

- ACD Group
 - Hunt-Group screen
 - ACD?: y
 - Queue? y
 - COR: 95

- Coverage Path> 1 (mandatory/cannot be blank)
- First announcement extension: 5555 (mandatory/cannot be blank)
- Hunt Group
 - Hunt-Group screen
 - Group Number: 4
 - Queue? n
 - Coverage Path> 1 (mandatory/cannot be blank)
 - First announcement extension: 5555 (mandatory/cannot be blank)

Coverage Path Administration

- Coverage Path screen
 - Coverage Criteria for Outside Call field:
 - Active? n
 - Busy?: y
 - Don't Answer?: y
 - Number of Rings: 8 (equivalent to 40 seconds)
 - Point1: 303 (extension number of the first point of coverage)
 - Point2: attd (the attendant console)
 - Point3: 550 (extension number of an announcement)

COR Number: 1
COR Description: COR of stations

FRL: 0	APLT? y
Can Be Service Observed? n	Calling Party Restriction: none
Can Be A Service Observer? n	Called Party Restriction: none
	Forced Entry of Account Codes? n
Priority Queuing? n	Direct Agent Calling? n
Restriction Override: all	Facility Access Trunk Test? n
Restricted Call List? n	
Access to MCT? y	Fully Restricted Service? n
Category For MFC ANI: 7	Hear VDN of Origin Annc.? n
Send ANI for MFE? n	
Hear System Music on Hold? y	PASTE (Display PBX Data on Phone)? n

```
display cor 95
COR Number: 95
COR Description: COR of phantom stations and ACD group

FRL: 0 APLT? y
Can Be Service Observed? n Calling Party Restriction: none
Can Be A Service Observer? n Called Party Restriction: termination

Forced Entry of Account Codes? n
Priority Queuing? n Direct Agent Calling? n
Restriction Override: all Facility Access Trunk Test? n
Restricted Call List? n

Access to MCT? y Fully Restricted Service? n
Category For MFC ANI: 7 Hear VDN of Origin Annc.? n
Send ANI for MFE? n
Hear System Music on Hold? y PASTE (Display PBX Data on Phone)? n
```

```
display cos

0 1 2 3 4 5 6 7 8 9 10 11 12 13 14 15
Auto Callback y y y n y n y n y n y n y n y n
Call Fwd-All Calls y y n y y n n y y n n y y n n y
Data Privacy y y n n n y y y n n n n y y y
Priority Calling n n n n n n n n n n n n n n n
Console Permissions y n n n n n n n n n n n n n n
Off-hook Alert n n n n n n n n n n n n n n n
Client Room y n n n n n n n n n n n n n n
Restrict Call Fwd-Off Net y n n n n n n n n n n n n n n
Call Forwarding Busy/DA n n n n n n n n n n n n n n n
```

ISDN PRI Administration

- DS1 Administration screen
 - Country Protocol: 12
 - Bit Rate: 2.048
 - Line Coding: hdb3
 - Version Protocol: b (ETSI and French Delta) a (France VN4 mode)
 - Interface Companding: alaw
 - Idle Code: 01010100CRC? n
 - Slip Detection? y


```
display ds1 xxyz          Page 1 of 1

      Location: xxyz              Name:
      Bit Rate: 2.048            Line Coding: hdb3

      Signaling Mode: isdn-pri
      Connect: pbx      Interface: Peer-master
                        Peer_protocol: ecma
                        Side: a

Interface Companding: alaw          CRC? n
      Idle Code: 01010100

MAINTENANCE PARAMETERS

      Slip Detection? y
```

- Trunk Group Administration screen
 - Dial Access? n
 - Busy Threshold: 20 (set at a value less than 30)
 - Night Service: 555 (extension number of an answering group)
 - Supplementary Service Protocol: b (for QSIG network) a (France VN4 mode)
 - Disconnect Supervision - In? n Out? n set (both fields to n)
 - Send Name: n
 - Send Connected Number: n
 - Numbering format: unknown (for transgroupe or connection to VN2/VN3 public network)
- Synchronization Source screen (DS1 circuit pack location)
 - Primary: 01A07 (port identifier of the ISDN PRI board connected to the public network)
 - Secondary 01A08 (if there is more than one DS1 board, port identifier of the second ISDN PRI board connected to the public network)
- Route Pattern screen
 - Numbering Format: unkn-unkn (for connection to VN2/VN3 network or connection to transgroupe network) and pubu (for VN4 network)
 - ARS Analysis: all entries must be distinct in Dialed String and have Max=Min

Numbering Format			
	ARS Call Type	RoutePattern	TG
VN4	pubu	blank	blank
Transgroupe	pubu	unknown-unknown	unkn

Tie Trunk Administration

- Trunk-Group screen
 - Group Type: tie
 - Trunk Type (in/out): immed/auto
 - Outgoing Dial Type: tone
 - Incoming Dial Type: tone
 - Mode field: e&m
 - Type field: type-5

Feature Access Codes

- ARS: use is mandatory
- Priority Calling: blank
- TAAS: required

System Parameters Maintenance

OPERATIONS SUPPORT PARAMETERS

Product Identification: 1111111111

OSS Telephone Number:

Alarm Origination Activated? n

Cleared Alarm Notification? n

Restart Notification? n

Test Remote Access Port? n

CPE Alarm Activation Level: major

Packet Bus Activated? y

Customer Access to INADS Port? n

SCHEDULED MAINTENANCE

Start Time: 21 : 00 Stop Time: 22 : 01

Daily Maintenance: daily

Save Translation: daily

Control Channel Interchange: no

System Clocks Interchange: no

SPE Interchange: no

EXP-LINK Interchange: no

display system-parameters maintenance

Page 2 of 2

MAINTENANCE THRESHOLDS (Before Notification)

Minimum Threshold for TTRs : 2 Minimum Threshold for CPTRs: 2

Minimum Threshold for Call Classifier Ports: 2

TERMINATING TRUNK TRANSMISSION TEST (Extension)

Test Type 100: Test Type 102: Test Type 105:

ISDN MAINTENANCE

ISDN-PRI Test Call Extension: ISDN-BRI Service SPID:

DS1 MAINTENANCE

DS0 Loop-Around Test Call Extension:

LOSS PLAN (Leave Blank if no Extra Loss is Required)

Minimum Number of Parties in a Conference Before Adding Extra Loss:

Set Options

Set options

Page 1 of 2

	Major	Minor
On-board Station Alarms:	w	w
Off-board Station Alarms:	w	w
On-board Trunk Alarms (Alarm Group 1):	y	y
Off-board Trunk Alarms (Alarm Group 1):	w	w
On-board Trunk Alarms (Alarm Group 2):	w	w
Off-board Trunk Alarms (Alarm Group 2):	w	w
On-board Trunk Alarms (Alarm Group 3):	w	w
Off-board Trunk Alarms (Alarm Group 3):	w	w
On-board Trunk Alarms (Alarm Group 4):	w	w
Off-board Trunk Alarms (Alarm Group 4):	w	w
On-board Adjunct Link Alarms:	w	w
Off-board Adjunct Link Alarms:	w	w
Off-board DS1 Alarms:	w	
Off-board PI-LINK Alarms:	w	w
Off-board Alarms (Other):	w	w
Memory Card Capacity Alarms:		w

Set options

Page 2 of 2

(Alarm Group)

01: 1	11: 1	21: 1	31: 1
02: 1	12: 1	22: 1	32: 1
03: 1	13: 1	23: 1	
04: 1	14: 1	24: 1	
05: 1	15: 1	25: 1	
06: 1	16: 1	26: 1	
07: 1	17: 1	27: 1	
08: 1	18: 1	28: 1	
09: 1	19: 1	29: 1	
10: 1	20: 1	30: 1	

Language

The following are the call-progress display messages and button labels that are translated into French. The translation is a generic form of the language so that it provides the widest customer base coverage. The entity providing a Lucent Technologies presence in a country is expected to provide each system with the following translations as a base "user-defined" set for systems sold within the corresponding market.

The following set of "user-defined" translations apply to France. The "user-defined" selection is an option for the end-user display that is administered on the Station and Attendant Administration screens. For all phone types that support the "Display Module," except for 85XX phones, set the Display Language field to **user-defined** once the following administration is done. On the 85XX phone users screen, set the Display Language field to **English** to provide a consistent language interface for users of those phones (85XX phones support only English program prompts and faceplates). On the Console-Parameters screen, set the Attendant Group Name field from the English default of **OPERATOR**. On the trunk group screen, set the Group Name field for each trunk to something other than the English default of **OUTSIDE CALL**.

Automatic Wakeup Do Not Disturb

- OBJECT: auto-wakeup-dn-dst
 - English: AUTO WAKEUP - Ext:
Translation: RDV/REVEIL - Poste:
 - English: WAKEUP ENTRY DENIED
Translation: RDV/REVEIL REFUSE
 - English: WAKEUP REQUEST CANCELED
Translation: DEMANDE RDV/REVEIL ANNULEE
 - English: WAKEUP REQUEST CONFIRMED
Translation: DEMANDE RDV/REVEIL CONFIRMEE
 - English: Wakeup Call
Translation: Rappel de RDV/REVEIL
 - English: Time:
Translation: Heure:
 - English: DO NOT DIST - Ext:
Translation: NPD - Poste:
 - English: DO NOT DIST - Group:
Translation: NPD - Groupe:
 - English: DO NOT DIST ENTRY DENIED
Translation: NPD REFUSE
 - English: THANK YOU - DO NOT DIST ENTRY CONFIRMED
Translation: NPD CONFIRME
 - English: THANK YOU - DO NOT DIST REQUEST CANCELED
Translation: NPD ANNULE

- OBJECT: auto-wakeup-dn-dst
 - English: INTERVAL FULL
Translation: 1/4 H SATURE
 - English: NO PERMISSION
Translation: NON AUTORISE.
 - English: SYSTEM FULL
Translation: SATURATION
 - English: TOO SOON
Translation: TROP PROCHE
 - English: INVALID EXTENSION - TRY AGAIN
Translation: NUMERO DE POSTE ERRONE - RECOMMENCER
 - English: INVALID GROUP - TRY AGAIN
Translation: NUMERO DE GROUPE ERRONE - RECOMMENCER
 - English: WAKEUP MESSAGE:
Translation: ANNOUNCE RAPPEL RDV/REVEIL:
 - English: INVALID NUMBER - TRY AGAIN
Translation: NUMERO ERRONE - RECOMMENCER

Call Identifiers

- OBJECT: call-identifiers

Table 28. Call Identifiers

English Term	Meaning of English Term	Translated Term
sa	ACD Supervisor Assistance	as
ac	Attendant Assistance Call	ao
tc	Attendant Control Of A Trunk Group	ao
an	Attendant No Answer	on
pc	Attendant Personal Call	pc
rc	Attendant Recall Call	ro
rt	Attendant Return Call	ra
sc	Attendant Serial Call	ch

Table 28. Call Identifiers — *Continued*

English Term	Meaning of English Term	Translated Term
co	Controlled Outward Restriction	cd
cs	Controlled Station To Station Restriction	ci
ct	Controlled Termination Restriction	ca
db	DID Find Busy Station With CO Tones	so
da	DID Recall Go To Attendant	sr
qf	Emergency Queue Full Redirection	ur
hc	Held Call Timed Reminder	aa
ic	Intercept	fm
ip	Interposition Call	ai
ld	LDN Calls On DID Trunks LDN: Listed Directory Number	si
so	Service Observing	ob
na	Unanswered Or Incomplete DID Call	sn
ACB	Automatic Callback	Rap
callback	Callback Call	Rappel
park	Call Park	Parcage
control	Control	Controle
ICOM	Intercom Call	Intercom
OTQ	Outgoing Trunk Queuing	At.Ligne
priority	Priority Call Prioritaets-Ruf	Priorite
recall	Recall Call	Rappl Op
return	Return Call	Retour
ARS	Automatic Route Selection	Depart

Continued on next page

Table 28. Call Identifiers — Continued

English Term	Meaning of English Term	Translated Term
forward	Call Forwarding	R.Temp
cover	Cover	Debord.
DND	Do Not Disturb	NPD
p	Call Pickup	i
c	Cover All Calls	c
n	Night Station Service, Including No Answer	N
B	All Calls Busy	O
f	Call Forwarding	t
b	Cover Busy	o
d	Cover On Don't Answer	n
s	Send All Calls	f
OPERATOR	Operator	OPERATEUR
EXT	Extension	POSTE/GROUPE
OUTSIDE CALL	Outside Call	APPEL EXT.
UNKNOWN NAME	Unknown Name	INCONNU
CONFERENCE	Conference	CONFERENCE
ringing	Ringling	Sonne
busy	Busy	Occupe
busy (I)	Busy With Intrusion Allowed	Occupe I
wait	Wait	att.
(I)	Intrusion	(I)
to187	<calling party> to <calling party>	a
Sta	Station	Poste
Trk	Trunk	Ligne
VDN	Vector Directory Number	VDN

— The following table presents a translation of days of the week and months of the year.

English—Days	French—Days	English—Months	French—Months
Sunday	Dimanche	January	Janvier
Monday	Lundi	February	Fevrier
Tuesday	Mardi	March	Mars
Wednesday	Mercredi	April	Avril
Thursday	Jeudi	May	Mai
Friday	Vendredi	June	Juin
Saturday	Samedi	July	Juillet
		August	Aout
		September	Septembre
		October	Octobre
		November	Novembre
		December	Decembre

Leave Word Calling

- OBJECT: leave-word-calling
 - English: MESSAGES FOR
Translation: MESSAGES POUR
 - English: WHOSE MESSAGES? (DIAL EXTENSION NUMBER)
Translation: MESSAGES DESTINES A? (SAISIR NO POSTE)
 - English: END OF MESSAGES (NEXT TO REPEAT)
Translation: FIN DES MESSAGES (SUIVANT POUR RELIRE)
 - English: MESSAGES UNAVAILABLE - TRY LATER
Translation: MESSAGES NON DISPO - ESSAYER PLUS TARD
 - English: MESSAGE RETRIEVAL DENIED
Translation: CONSULTATION MESSAGES REFUSEE
 - English: MESSAGE RETRIEVAL LOCKED
Translation: CONSULTATION MESSAGES VERROUILLEE
 - English: NO MESSAGES
Translation: PAS DE MESSAGES
 - English: IN PROGRESS
Translation: EN COURS

- English: DELETED
Translation: EFFACE
- English: GET DIAL TONE, PUSH Cover Msg Retrieval
Translation: TONALITE, APPUYEZ SUR Lire Msg des Tiers
- English: Message Center (AUDIX) CALL
Translation: Appel de la messagerie vocale (AUDIX)
- English: CANNOT BE DELETED - CALL MESSAGE CENTER
Translation: IMPOSSIBLE D'EFFACER - APPELER MESSAGERIE

Malicious Call Trace

- OBJECT: malicious-call-trace
 - English: MALICIOUS CALL TRACE REQUEST
Translation: DEMANDE D'IDENTIF.D'APPELS MALVEILLANTS
 - English: END OF TRACE INFORMATION
Translation: FIN DE RECHERCHE DES APPELS MALVEILLANTS
 - English: original call redirected from:
Translation: appel redirige de:
 - English: voice recorder port:
Translation: acces enregistrement:
 - English: MCT activated by: for:
Translation: IAM Active par: pour:
 - English: party: (EXTENSION)
Translation: corresp.: NUMERO POSTE/GROUPE
 - English: party: (ISDN SID/CNI)
Translation: corresp.: (IDENTIF. RNIS)
 - English: party: (PORT ID)
Translation: Corresp.: (NUMERO DE PORT)
 - English: party: (ISDN PORT ID)
Translation: Corresp.: (NUMERO DE PORT RNIS)

Miscellaneous Features

- OBJECT: miscellaneous-features
 - English: ALL MADE BUSY
Translation: TOUS OCCUPES

- English: BRIDGED
Translation: ASSOCIE(S)
- English: DENIED
Translation: REFUSE
- English: INVALID
Translation: ERRONE
- English: NO MEMBER
Translation: VIDE
- English: OUT OF SERVICE
Translation: HORS SERVICE
- English: RESTRICTED
Translation: RESTREINT
- English: TERMINATED
Translation: TERMINE
- English: TRUNK SEIZED
Translation: LIGNE UTILISEE
- English: VERIFIED
Translation: VERIFIE
- English: CDR OVERLOAD
Translation: SURCHARGE TAXA.
- English: ANSWERED BY
Translation: REPONDU PAR
- English: CALL FROM
Translation: APPEL DE
- English: Skills
Translation: SPECIALITES
- English: TOLL
Translation: CAED
- English: FULL
Translation: AEDA
- English: NONE
Translation: AR

- English: ORIG (Origination)
Translation: AEID
- English: OTWD (Outward)
Translation: AED
- English: CALL (<call> This Number)
Translation: APPEL
- English: INTL (International)
Translation: INTL
- English: Info (Information)
Translation: INFO
- English: p (Primary)
Translation: p
- English: s (Secondary)
Translation: s
- English: m (Mark)
Translation: m
- English: p (Pause)
Translation: p
- English: s (Suppress)
Translation: s
- English: w (Wait For A Specified Time)
Translation: a
- English: W (Wait For Off-Premise Dial Tone)
Translation: A
- English: You have adjunct messages
Translation: Vous avez des messages
- English: Login Violation
Translation: Connexion illicite
- English: Barrier Code Violation
Translation: Code de connexion a distance illicite
- English: Authorization Code Violation
Translation: Code autorisation illicite

- English: DIRECTORY - PLEASE ENTER NAME
Translation: REPERTOIRE - SAISIR LE NOM
- English: DIRECTORY UNAVAILABLE - TRY LATER
Translation: REPERTOIRE NON DISPO. - ESSAYER PLUS TARD
- English: NO MATCH - TRY AGAIN
Translation: AUCUNE SOLUTION - RECOMMENCER
- English: NO NUMBER STORED
Translation: AUCUN NUMERO ENRESISTRE
- English: TRY AGAIN
Translation: RECOMMENCER
- English: Ext (in EMRG Q)
Translation: NO (FILE URG.)
- English: HUNT GROUP NOT ADMINISTERED
Translation: GROUPE DE POSTES NON ADMINISTRE
- English: Q-time calls
Translation: TpsAtt Appel
- English: Add Skill: Enter number, then # sign
Translation: Ajout specialite: saisir No puis #
- English: Remove Skill: Enter number, then # sign
Translation: Sortie specialite: Saisir No puis #
- English: Press 1 for primary or 2 for secondary
Translation: 1 pour principale ou 2 pour secondaire
- English: Enter Agent LoginID
Translation: Saisir No Identification Agent
- English: Call Type
Translation: Type d'appel

Property Management

- OBJECT: property-management
 - English: CHECK IN - Ext:
Translation: ENTREE - Poste:
 - English: CHECK IN: ROOM ALREADY OCCUPIED
Translation: ENTREE: CHAMBRE INOCCUPEE

- English: CHECK IN COMPLETE
Translation: ENTREE EFFECTUEE
- English: CHECK IN FAILED
Translation: ENTREE NON VALIDEE
- English: CHECK OUT - Ext:
Translation: SORTIE: Poste:
- English: CHECK OUT: ROOM ALREADY VACANT
Translation: SORTIE: CHAMBRE INOCCUPEE
- English: CHECK OUT FAILED
Translation: SORTIE NON VALIDEE
- English: MESSAGE NOTIFICATION FAILED
Translation: ECHEC D'AVIS DE MESSAGE
- English: MESSAGE NOTIFICATION ON - Ext:
Translation: AVIS DE MSG ACTIVE - Poste
- English: MESSAGE NOTIFICATION OFF - Ext:
Translation: AVIS DE MSG DESACTIVE - Poste:
- English: CHECK OUT COMPLETE: MESSAGE LAMP OFF
Translation: SORTIE EFFECTUEE: PAS DE MESSAGE
- English: CHECK OUT COMPLETE: MESSAGE LAMP ON
Translation: SORTIE EFFECTUEE: MESSAGES
- English: MESSAGE LAMP ON
Translation: MESSAGES
- English: MESSAGE LAMP OFF
Translation: PAS DE MESSAGE
- English: Occupied Rooms
Translation: Chambres occupees
- English: Enter Desired Room State (1-6)
Translation: Saisir etat de la chambre (1-6)
- English: Undefined State, Enter number from 1 - 6
Translation: Etat indefini, Saisir no de 1 a 6

Time of Day Routing

- OBJECT: time-of-day-routing
 - English: ENTER ACTIVATION ROUTE PLAN, DAY & TIME
Translation: SAISIR H/DATE ACTIVATION AGENDA ROUTAGE
 - English: ENTER DEACTIVATION DAY AND TIME
Translation: SAISIR H/DATE DESACTIVATION AGENDA
 - English: OLD ROUTE PLAN: ENTER NEW PLAN:
Translation: ANCIEN AGENDA: SAISIR NOUVEAU:
 - English: OLD ROUTE PLAN: NEW PLAN:
Translation: ACIEN AGENDA: NOUVEAU:
 - English: ROUTE PLAN: FOR ACT-TIME:
Translation: AGENDA: HeureDebut:
 - English: ROUTE PLAN: FOR DEACT-TIME:
Translation: AGENDA: POUR Heure Fin:

Softkey Labels

The following translations are consistent with the 8400 and 9400 DCP Terminals - Foreign Language Translation Requirements).

- OBJECT: softkey-labels
 - English: AD
Translation: NoAbr
 - English: AutCB
Translation: RappI
 - English: CFrwd
Translation: RTemp
 - English: CnLWC
Translation: AnMsg
 - English: Cnslt
Translation: Notif
 - English: Count
Translation: Compt
 - English: CPark
Translation: Parc

- English: CPkUp
Translation: Intcp
- English: Dir
Translation: Rpert
- English: Excl
Translation: Protc
- English: HFAns
Translation: inter
- English: IAuto
Translation: IAuto
- English: IDial
Translation: IAb
- English: Inspt
Translation: Info
- English: Last
Translation: Bis
- English: LWC
Translation: Msg
- English: Mark
Translation: ModMF
- English: Pause
Translation: Pause
- English: PCall
Translation: Prior
- English: Prog
Translation: Prog
- English: RngOf
Translation: SOff
- English: SAC
Translation: RFixe
- English: SFunc
Translation: FSpec

- English: Spres
Translation: Suppr
- English: Stats
Translation: Stats
- English: Stop
Translation: Stop
- English: Timer
Translation: Chron
- English: TmDay
Translation: H/Dat
- English: View
Translation: AffNo
- English: Wait
Translation: AttTo

VuStats

- OBJECT: vustats
 - English: FORMAT
Translation: FORMAT
 - English: NOT DEFINED
Translation: NON DEFINI
 - English: DOES NOT ALLOW OR REQUIRE ID
Translation: NO IDENTIFICATION REQUIS
 - English: AGENT
Translation: AGENT
 - English: SPLIT/SKILL
Translation: GROUPE ACD
 - English: TRUNK GROUP
Translation: GR. LIGNES
 - English: VDN
Translation: VDN
 - English: NOT ADMINISTERED
Translation: NON ADMINISTRE

- English: NOT MEASURED
Translation: NON MESURE
- English: AGENT NOT LOGGED IN
Translation: AGENT N'AYANT PAS ETABLI LA

Germany

Table 29 shows the recommended circuit packs.


Table 29. Recommended and Available CPs in Germany

Equipment	Equipment Type
Cabinet Type & Power	GAC-MCC DC-MCC AC-SCC AC-CSCC AC-CMC
AC Power Voltage & Freq	220V/50Hz
Ring Generator	25Hz
Tone Detector	> TN2182B > TN744D TN420C
Tone Clock	> TN2182B TN780
R2MFC Circuit	n/a
Speech Synthesizer	n/a
Call Classifier	> TN744D
Announcement	#TN750C > TN750B
Analog DID Trunk	> TN2184 (See the note that follows this table.)
Analog CO Trunk (No PPM)	> TN2147C
Analog CO Trunk (w/PPM)	> TN2184
4 Wire Tie Trunk	n/a
2 Wire Tie Trunk	n/a
Auxiliary Trunk	> TN763D
Digital CO/DID Trunk	n/a
Digital Tie Trunk	> TN464F TN464E
Digital PRI CO Trunk	> TN464F
Digital BRI Trunk	> TN2185
Digital Converter PRI-DASS	
Digital Converter PRI-DPNSS	
Digital Converter PRI-BRI	#TN-PRI-BRI
8 Port Analog Line	n/a
16 Port Analog Line	#TN2183 > TN2180

Continued on next page

Table 29. Recommended and Available CPs in Germany — *Continued*

Equipment	Equipment Type
24 Port Analog Line	n/a
4 Wire Digital Line	> TN754B
2 Wire Digital Line	#TN2224 > TN2181
Data Line	> TN726B
BRI-U Line	
BRI-ST Line	TN556B

 **NOTE:**
TN2184 provides DIOD operation and PPM at 12Hz or 16Hz, but not at 50Hz.

Feature Administration

The screen displays shown in this section were effective the date the type approval was awarded. The screens may have changed since that date.

Only those feature-related parameters that may have a Type Approval or basic connectivity implication for a particular country are listed here.

- **ARS/AAR Administration**
To enable ARS administration, on the System-Parameters Customer-Options screen, set the `ARS` field to `y`. You also should check all ARS/AAR defaults. All default ARS analysis codes are deleted before dialed strings are added for routing when DEFINITY is installed outside of North America. Be aware that the default for the 10 digits cause dialing problems. In particular, the following call types (appear as ARS/AAR defaults) typically are not used in non-North American ARS/AAR tables:

fnpa:	North American numbers with an area code.
hnpa:	North American numbers without an area code.
svc:	North American numbers of the screen “x11”.

Lucent recommends only the following call types be used outside North America:

int:	For all international numbers.
natl:	For all national PN numbers.
pubu:	For all other external (that is, not extensions) numbers.

System Parameter Administration

Only those feature-related parameters that may have a Type Approval or basic connectivity implication for a particular country are listed here.

- Feature-Related System Parameters Administration
 - Trunk-to-Trunk Transfer: Restricted (of Public trunks not permitted in Germany)
 - Coverage - Subsequent Redirection No Answer Interval: 1
 - Coverage - Caller Response Interval (seconds): 1
 - Keep Held SBA at Coverage Point? y
 - Automatic Callback - No Answer Timeout Interval (rings): 2
 - Call Park Timeout Interval (minutes): 3
 - Off-Premises Tone Detect Timeout Interval (seconds): 15
 - AAR/ARS Dial Tone Required: y
 - DID/TIE/ISDN Intercept Treatment: Attendant
 - Time before Off-hook Alert: 10
 - Service Observing Warning Tone: Yes
 - Public Network Trunks on Conference Call: 1
 - Conference Parties With PNTs: 3
 - Conference Parties Without PNTs: 6
 - Night Service Disconnect Timer: 180 sec
 - Short Interdigit Timer: 3 sec
 - Unanswered DID Call Timer: 25 sec
 - Line Intercept Tone Timer (seconds): 30
 - Auto-Hold: Yes1
 - Attendant Tone: Yes
 - Bridging Tone: No

- Conference Tone: Yes
- Intrusion Tone: Yes
- DID Busy Treatment: Attendant
- Pull Transfer: No
- Level of Tone Detection: Medium
- Wait Answer Supervision Timer: No
- Repetitive Call Waiting Tone: Yes
- Outpulse Without Tone: No
- Network Feedback During Tone Detection: No
- Intercept Treatment On Failed Trunk Transfers: No
- (Station-to-switch) Recall Timing:
 - Flashhook Interval: No
 - Disconnect Timing: 250 ms
- System Parameter Country Options Administration
 - Companding Mode: A-law
 - Base Tone Generation Set: 13
 - Tone Detection Mode: 4
 - Interdigit Pause: long
 - Dial Tone Validation Timer: 600ms
 - Analog Ringing Cadence: 13
 - Customized Individual Tones
 - Customized tone definitions follow the syntax as specified:
[(Frequency/Level)|silence|goto)][(Duration ms)][(Step)]
 - Busy
 - (425/-4)(500)
 - (silence)(500) (475 is desired, but not possible)
 - (go to)(1)
 - Reorder
 - (425/-4)(250)
 - (silence)(250)
 - (go to)(1)
 - Ringback
 - (425/-4)(1000)

- (silence)(4000)
- (go to)(1)

Analog Trunk Administration

- CO Trunks
 - Trunk Group Screen
 - Group Type: CO
 - COR: COR for CO trunks must have a higher FRL than all incoming Tie trunk groups. (This is required since German regulations prohibit connecting two trunks even through a private network.)
 - Direction: two-way
 - Dial Access: Customer Option, No is recommended to avoid toll fraud
 - Country Code: 13
 - Digit Absorption List: blank
 - Prefix-1: No
 - Trunk Type: loop-start
 - Outgoing Dial Type: tone
 - Trunk Termination: rc (complex impedance)
 - Parameters based on loop length (which itself is not administrable)

Loop Length	Trunk Gain	Terminal Balance	RA Trunk Loss
short	low	n	0dB
long	high	n	2dB

- Auto Guard: no
- Sig Bit Inversion: none
- Call Still Held: no
- Receive Answer Supervision: no
- Answer Supervision Timeout: 10 (This sets both the CP firmware timer and software timer. Set to 0 for any trunk receiving answer supervision.)
- Disconnect Supervision - In:
 - Analog Trunks: yes
 - Digital Trunks: yes

- Disconnect Supervision - Out: no
- Disconnect Timing: 500 msec (This field will not be used with CPs that can accept the Incoming Disconnect and Outgoing Disconnect timers. Set these latter two timers from the Administrable Timers Screen.)
- Suppress # Outpulsing: yes

— Trunk Group Administration Screen (Timing)

Set the following timers from the Administrable Timers screen during administration of each trunk group. Select the following CO trunk timer values for this country:

- Incoming Disconnect: 1100 ms
- Outgoing Disconnect: 1100 ms
- Outgoing Dial Guard: 4000 ms
- Incoming Glare Guard: 1500 ms
- Outgoing Glare Guard: 1500 ms
- Outgoing Rotary Dial Interdigit: 800 ms
- Ring Monitor Timer: 5200 ms
- Incoming Seizure: 500 ms
- Outgoing End-of-Dial: 10 sec
- Outgoing Seizure Response:
 - Analog trunks: 5 sec
 - Digital trunks: 2 sec
- Programmed Dial Pause: 1500 ms
- Flash Length: 540 ms
- End-To-End Signaling Pause: 150 ms
- End-To-End Signaling Tone: 350 ms
- PPS: 10
- Make: 40 ms
- Break: 60 ms
- PPM: n

■ DIOD Trunks

— Trunk Group Screen

- Group Type: DIOD
- Direction: two-way
- Country Code: 13

- Digit Absorption List: blank
- Trunk Type: loop-start
- Incoming Dial Type: rotary
- Outgoing Dial Type: rotary
- Trunk Termination: rc (complex impedance)
- Digit Treatment: blank
- Digits: blank
- Expected Digits: (depends on system size and numbering plan)
- Trunk Gain: low
- Parameters based on loop length (which itself is not administrable).

Loop Length	Terminal Balance	RA Trunk Loss
short	n	0dB
long	n	2dB

- Drop Treatment: silence
- Disconnect Supervision - In:
- Analog Trunks: no
- Digital Trunks: yes
- Disconnect Supervision - Out: no
- Suppress # Outpulsing: yes

— Trunk Group Administration Screen (Timing)

Set the following timers from the Administrable Timers screen during administration of each trunk group. Select the following DID trunk timer values for this country:

- Incoming Disconnect: 600 ms
- Outgoing Disconnect: 500 ms
- Incoming Dial Guard: 70 ms
- Outgoing Dial Guard: 1600 ms
- Outgoing Glare Guard: 100 ms Note: This blocks outgoing call attempts for 100 ms after previous release of trunk
- Incoming Glare Guard: 100 ms Note: This blocks incoming call attempts for 100 ms after previous release of trunk
- Incoming Partial Dial: 18 sec

- Outgoing Rotary Dial Interdigit: 800 ms
- Ring Monitor Timer: 5200 ms
- Incoming Seizure: 500 ms
- Outgoing End of Dial: 10 sec
- Outgoing Seizure Response: 5 sec
- Programmed Dial Pause: 1500 ms
- Flash Length: 100 ms
- Tone: 350 ms
- Pause: 150 ms
- Incoming Incomplete Dial Alarm: 160 sec
- Outgoing Dial Pulse Rate (PPS): 10 pps
- Outgoing Rotary Digit Dial Make: 40 ms
- Outgoing Rotary Digit Dial Break: 60 ms
- PPM: yes
- Frequency: 16khz

Digital Trunk Administration

In Germany, the public network does not cut through the voice path to an incoming B-channel until a CONNECT message is received from the called party. This is true for the VN4, 1TR6, and E- DSS1 protocols. Thus, it is not advisable to route incoming ISDN-PRI calls from the German public network over non-ISDN trunks, because the calling party will not hear any tones (ringback, busy, etc.) The best that can be done is to have an attendant or a vector handle incoming calls that might need to be routed over a non-ISDN trunk. This section does not list all possible valid administrable combinations. Rather the most common or standard combination, compatible with public-network and Type Approval standards for each country, is presented:

- Tie Trunks
 - Non-ISDN Signaling Example (DS1 Administration screen)
 - Circuit Pack: TN464E or later
 - Bit Rate: 2.048
 - Interface Companding: A-law
 - Line Coding: HDB3
 - Signaling Mode: CAS
 - Country Protocol: 13
 - Interconnect: pbx

- CRC?: no
 - Idle Code: (accept the default)
- ISDN-PRI Signaling (Private Network - for a connection to another DEFINITY only)

This example assumes use of AT&T Country Protocol with facility associated signaling. Other feature options will require changes in one or more administered items.

 - DS1 Administration screen
 - Circuit Pack: TN464E or later
 - Bit Rate: 2.048
 - Interface Companding: A-law
 - Line Coding: HDB3
 - Signaling Mode: isdn-pri
 - Connect: pbx
 - Interface: user (on one side and "network" on the other side)
 - Country Protocol: 1
 - Protocol Version: a
 - CRC: No
 - Idle Code: (accept the default)
- Signaling Group screen
 - Associated Signaling: Yes
 - Primary D_Channel: xxxx16 (xxxx=>depends on CP physical location)
- Trunk Group Administration screen
 - Group Type: isdn-pri
 - COR: COR for Tie trunks must have a lower FRL than the FRL of all CO/DID Trunk Groups and lower FRL than assigned to each Route Pattern Preferences for all CO and DIOD trunk groups. This is required since German regulations prohibit connecting two CO trunks even through a private network.
 - Service Type: tie
 - Supplementary Service Protocol: a
- ISDN-PRI (Private Network - for a connection to a non-DEFINITY via QSIG) Signaling

This example assumes use of AT&T Country Protocol with facility associated signaling. Other feature options will require changes in one or more administered items.

- DS1 Administration screen
 - Circuit Pack: TN464E or later
 - Bit Rate: 2.048
 - Interface Companding: A-law
 - Line Coding: HDB3 or AMI-BASIC depending on the administration of the other PBX
 - Signaling Mode: isdn-pri
 - Connect: pbx
 - Interface: peer-master or peer-slave (this affects layer 2; it should be set based on the administration of the other PBX)
 - Peer Protocol: ecma Side: a or b (this affects glare handling; it should be set based on the administration of the other PBX)
 - Country Protocol: 1
 - Protocol Version: a
 - CRC: No (yes is also possible, depending on the administration of the other PBX)
 - Idle Code: (must match the idle code of the other PBX)
- Signaling Group screen
 - Associated Signaling: Yes
 - Primary D_Channel: xxxx16 (xxxx=>depends on CP physical location)
- Trunk Group Administration screen
 - Group Type: isdn-pri
 - COR: COR for Tie trunks must have a lower FRL than the FRL of all CO/DID Trunk Groups and lower FRL than assigned to each Route Pattern Preferences for all CO and DIOD trunk groups. This is required since German regulations prohibit connecting two CO trunks even through a private network.
 - Service Type: tie
 - Supplementary Service Protocol: a
- ISDN-PRI (Public Network)

Temporary Signaling Connections and D-Channel Backup features must not be administered for E1 interfaces that use country protocol 13 (Germany).

- DS1 Administration screen
 - Circuit Pack: TN464E or later
 - Bit Rate: 2.048
 - Interface Companding: A-law
 - Line Coding: HDB3
 - Signaling Mode: isdn-pri
 - Connect: Network
 - Country Protocol: 13
 - Protocol Version: a, for 1TR6 and b, for E-DSS1. Protocol version selection depends on the type of public network service purchased by the customer
 - CRC: yes
 - Idle Code: 01010100
- Signaling Group screen
 - Associated Signaling: Yes
 - Primary D_Channel: xxxx16 (xxxx=>depends on CP physical location)
- Trunk Group Administration screen
 - Group Type: isdn-pri
 - COR: COR for Tie trunks must have a lower FRL than the FRL of all CO/DID Trunk Groups and lower FRL than assigned to each Route Pattern Preferences for all CO and DIOD trunk groups. This is required since German regulations prohibit connecting two CO trunks even through a private network.
 - Service Type: public_ntwrk
 - Overlap Receiving: yes, a must for DID trunk operation

Station Administration

In general, once the user defined language is administered to contain the translations for German language, the administrator selects "user-defined" on station administration and attendant administration to pick German as the display language for the corresponding display set user.

- 85XX Phones

In G3V3, the 8510 phone must be administered as a 7507 when you use it for both voice and data operation. If you use it for voice only operation, a phone type of 8510D is sufficient. Aliasing a phone type of 8510+ to a 7507 is a preferable way of handling the situation. In G3V4, there is native support for the 8510/8520 voice/data operation and aliasing is not required.

- Phone Settings:
 - Country Code = 9
 - Companding Mode = a-law
 - Transmit Value = +3
 - Receive Value = -5
 - Side Tone Value = 0
- 84XX(94XX) Phones

Aliasing the phone types of 9403B to 8403B, 9410B to 8410B, 9410D to 8410D, and 9434D to 8434D would be a preferable way of handling the administration for the 94XX family of phones.

- Phone Parameters
 - Default Parameter Set: 13
 - Customize Parameters? n




NOTE:

The default parameters for selecting Germany country code 13 are as follows and **SHOULD NOT BE ADMINISTERED INDIVIDUALLY** with software load G3V3i.02.0.044.0 or later loads. These values are included as reference information only.

- Display Mode: 2
- DLI Voltage Level: auto
- Handset Expander Enabled? n
- Primary Levels:
 - Voice Transmit (dB): +5.0
 - Voice Sidetone (dB): -12.0
 - Voice Receive (dB): -11.5
 - Touch Tone Sidetone (dB): -25.0
 - Touch Tone Transmit (dB): -4.0
- Adjunct Levels
 - Voice Transmit (dB): -5.0
 - Voice Receive (dB): -2.0
 - Voice Sidetone (dB): -21.5
 - Touch Tone Sidetone (dB): -25.0

- Station Administration (nothing except for alias of 94XX to 84XX equivalent)

- VISTA Headset adaptor settings:
 - Switch: Position 5
 - Tx-pot: 1 o'clock
 - Volume-control on the Phone: Nominal
- Valid Nordcom combinations:
 - Profile Monaural Headset <or>
 - Profile Binaural Headset <or>
 - Stetomike HMT Headset
- 603/302B Phones
 - Phone Parameters
 - Default Parameter Set: 13
 - Customize Parameters? n
 -  **NOTE:**
The default parameters for selecting Germany country code 13 are as follows and **SHOULD NOT BE ADMINISTERED INDIVIDUALLY** with software load G3V3i.02.0.044.0 or later loads. These values are included as reference information only.
 - Display Mode: 2
 - DLI Voltage Level: auto
 - Primary Levels:
 - Voice Transmit (dB): +1.5
 - Voice Sidetone (dB): -10.5
 - Voice Receive (dB): -7.5
 - Touch Tone Sidetone (dB): -25.0
 - Touch Tone Transmit (dB): -4.0
 - VISTA Headset adaptor settings:
 - Switch: Position 1
 - Tx-pot: 3 o'clock
 - Volume-control on the 603: Nominal
 - Valid Nordcom combinations:
 - Profile Monaural Headset and Headset Amplifier 54 <or>

- Profile Binaural Headset and Headset Amplifier 54
<or>
- Stetomike HMT Headset

Language

The following are the call progress display messages and button labels that are translated into German. The translation is a generic form of the language so that it provides the widest customer base coverage. The entity providing AT&T presence in a country is expected to provide each system with the following translations as a base "user-defined" set for systems sold within the corresponding market.

The following set of "user-defined" translations apply to Germany, Switzerland, and Austria. The "user-defined" selection is an option for the end-user display that is administered on the Station and Attendant Administration screens. For all phone types that support the "Display Module," except for 85XX phones, set the Display Language field to **user-defined** once the following administration is done. On the 85XX phone users screen, set the Display Language field to **English** to provide a consistent language interface for users of those phones (85XX phones support only English program prompts and faceplates). On the Console-Parameters screen, set the Attendant Group Name field to **Telefonist** from the English default of **OPERATOR**. On the trunk group screen, set the Group Name field for each trunk to something other than the English default of **OUTSIDE CALL**.

Automatic Wakeup Do Not Disturb

- OBJECT: auto-wakeup-dn-dst
 - English: AUTO WAKEUP - Ext:
Translation: Autom. Weckruf - NSt:
 - English: WAKEUP ENTRY DENIED
Translation: Weckruf nicht angenommen
 - English: WAKEUP REQUEST CANCELED
Translation: Weckruf Eingabe abgebrochen
 - English: WAKEUP REQUEST CONFIRMED
Translation: Weckruf Eingabe bestaetigt
 - English: Wakeup Call
Translation: Weckruf
 - English: Time:
Translation: Zeit:
 - English: DO NOT DIST - Ext:
Translation: Nicht stoeren - NSt:

- English: DO NOT DIST - Group:
Translation: Nicht stoeren - Gruppe:
- English: DO NOT DIST ENTRY DENIED
Translation: Eingabe zurueckgewiesen
- English: THANK YOU - DO NOT DIST ENTRY CONFIRMED
Translation: Eingabe 'nicht stoeren' bestaetigt
- English: THANK YOU - DO NOT DIST REQUEST CANCELED
Translation: Eingabe 'nicht stoeren' abgebrochen
- OBJECT: auto-wakeup-dn-dst
 - English: INTERVAL FULL
Translation: W-Zeit belegt
(Explanation: nur maximale Weckrufe zur gleichen Zeit)
 - English: NO PERMISSION
Translation: K. Berechtig.
 - English: SYSTEM FULL
Translation: System voll
 - English: TOO SOON
Translation: Zu frueh
 - English: INVALID EXTENSION - TRY AGAIN
Translation: Falsche NSt - Bitte wiederholen
 - English: INVALID GROUP - TRY AGAIN
Translation: Falsche Gruppe - Bitte wiederholen
 - English: WAKEUP MESSAGE:
Translation: Weckruf Nachricht:
 - English: INVALID NUMBER - TRY AGAIN
Translation: Falsche Nummer - Bitte wiederholen

Call Identifiers

- OBJECT: call-identifiers

Table 30. English-German Call Identifiers

English Term	Meaning of English Term with German Expansion	Translated Term
sa	ACD Supervisor Assistance ACD Hilfe vom Gruppenleiter	GH
ac	Attendant Assistance Call Gespraeuchsaufbau durch Telefonisten	GT
tc	Attendant Control Of A Trunk Group Amtsleitungs Kontrolle durch Telefonisten	AK
an	Attendant No Answer Keine Antwort	kA
pc	Attendant Personal Call Telefonisten-Gespraech	TG
rc	Attendant Recall Call	RR
rt	Attendant Return Call Rueckruf vom Telefonisten	RT
sc	Attendant Serial Call Serien-Gespraech (Gepraech wird nach Beendigung jeweils zum Telefonisten zurueckgegeben)	SG
co	Controlled Outward Restriction Kontrollierte Amtswahlsperre	AS
cs	Controlled Station To Station Restriction Kontrollierte Internsperre	IS
ct	Controlled Termination Restriction Kontrollierte Empfangssperre	ES

Continued on next page

Table 30. English-German Call Identifiers — *Continued*

English Term	Meaning of English Term with German Expansion	Translated Term
db	DID Find Busy Station With CO Tones Durchwahlgespraech: Zwangsabwurf zum Telefonisten	DZ
da	DID Recall Go To Attendant Durchwahl Rueckruf umgoleitet zum Telefonisten	DT
qf	Emergency Queue Full Redirection Umleitung bei voller Warteschlange	UW
hc	Held Call Timed Reminder Halte-Timer	HT
ic	Intercept Abwurf bei Durchwahl-Fehler (Aufschaltung)	DF
ip	Interposition Call Gruppeninternes Gespraech	GG
ld	LDN Calls On DID Trunks LDN: Listed Directory Number (Durchwahlgespraech) (Call to an extension which has the allowance to get DID-calls)	DG
so	Service Observing Ueberpruefung des Gespraechs	Ue

Continued on next page

Table 30. English-German Call Identifiers — *Continued*

English Term	Meaning of English Term with German Expansion	Translated Term
na	Unanswered Or Incomplete DID Call Unbeantworteter oder unvollstaendiger Durchwahl Anruf	UD
ACB	Automatic Callback	ARueckr
callback	Callback Call	Rueckruf
park	Call Park Gespraech parken	Parken
control	Control	Kontr.
ICOM	Intercom Call Intern Ruf	Int.Ruf
OTQ	Outgoing Trunk Queuing Warten auf abgehende Amtsleitung	W auf AI
priority	Priority Call Prioritaets-Ruf	Prio-Ruf
recall	Recall Call	Rueckruf
return	Return Call Rufe zurueck	Rufe zur
ARS	Automatic Route Selection (ALL = Automatische Leitweglenkung is not as nice)	ARS
forward	Call Forwarding Rufumleitung	Ruf-Uml
cover	Cover Kontrollierte Rufumleitung (mehrere Ziele) (Rufweiterleitung)	Ruf-WL

Continued on next page

Table 30. English-German Call Identifiers — *Continued*

English Term	Meaning of English Term with German Expansion	Translated Term
DND	Do Not Disturb Nicht Stoeren	N.stoer
p	Call Pickup Heranholen (Pick-up)	p
c	Cover All Calls Generelle Rufumleitung an vordefinierte Ziele	R
n	Night Station Service, Including No Answer Nachtabfragestelle, incl. Keine Antwort	n
B	All Calls Busy	A
f	Call Forwarding Rufumleitung	r
b	Cover Busy Rufumleitung bei Besetzt	B
d	Cover On Don't Answer Rufumleitung bei keiner Antwort	K
s	Send All Calls Spezielle Rufumleitung an vom Benutzer programmierte Ziel(e)	P
OPERATOR	Operator	Telefonist
EXT	Extension	Nebenstelle
OUTSIDE CALL	Outside Call	Amtsgespraech
UNKNOWN NAME	Unknown Name	unbekannte Mst
CONFERENCE	Conference	Konferenz
ringing	Ringling	ruft

Continued on next page

Table 30. English-German Call Identifiers — *Continued*

English Term	Meaning of English Term with German Expansion	Translated Term
busy	Busy	besetzt
busy (I)	Busy With Intrusion Allowed Besetzt - Aufschalten erlaubt	bes.(A)
wait	Anklopfen	Ankl.
(I)	Intrusion Aufschalten	auf
to	<calling party> to <calling party> <Anrufender Tln.> zu <angerufenem Tln.>	zu
Sta	Station	NST
Trk	Trunk Amtsleitung	Amts-Ltg
VDN	Vector Directory Number Vektorisiertes Durchwahl-Nummer	VDN

Date/Time

- OBJECT: date-time
 - English: SORRY, TIME UNAVAILABLE NOW
Translation: Zeitanzeige leider jetzt nicht verfuegbar
 - The following table presents a translation of days of the week and months of the year. .

English — Days	German — Days	English — Months	German — Months
Sunday	Sonntag	January	Januar
Monday	Montag	February	Februar
Tuesday	Dienstag	March	Maerz
Wednesday	Mittwoch	April	April
Thursday	Donnerstag	May	Mai

Friday	Freitag	June	Juni
Saturday	Samstag	July	Juli
		August	August
		September	September
		October	Oktober
		November	November
		December	Dezember

Leave Word Calling

- OBJECT: leave-word-calling
 - English: MESSAGES FOR
Translation: Nachrichten fuer
 - English: WHOSE MESSAGES? (DIAL EXTENSION NUMBER)
Translation: Wessen Nachrichten? (Waehle NSt-Nummer)
 - English: END OF MESSAGES (NEXT TO REPEAT)
Translation: Ende der Nachrichten (Weiter-Nochmal)
 - English: MESSAGES UNAVAILABLE - TRY LATER
Translation: Nachrichten jetzt nicht verfuegbar
 - English: MESSAGE RETRIEVAL DENIED
Translation: Zugang zu Nachrichten zurueckgewiesen
 - English: MESSAGE RETRIEVAL LOCKED
Translation: Zugang zu Nachrichten gesperrt
 - English: NO MESSAGES
Translation: Keine Nachrichten
 - English: IN PROGRESS
Translation: In Bearbeitung
 - English: DELETED
Translation: Geloesch
 - English: GET DIAL TONE, PUSH Cover Msg Retrieval
Translation: Leitung belegen, dann "Nachr.-Zugriff"
 - English: Message Center (AUDIX) CALL
Translation: Nachrichten-Hinweis auf (AUDIX)
 - English: CANNOT BE DELETED - CALL MESSAGE CENTER
Translation: Loeschen nicht moeglich - Rufe Nachr-Verw

Malicious Call Trace

- **OBJECT: malicious-call-trace**
 - English: MALICIOUS CALL TRACE REQUEST
Translation: Fangschaltung aktivieren
 - English: END OF TRACE INFORMATION
Translation: Ende der Fangschalt-Info
 - English: original call redirected from:
Translation: Anruf umgeleitet von:
 - English: voice recorder port:
Translation: Sprachaufzeichnung-Port:
 - English: MCT activated by: for:
Translation: FS aktiviert von: fuer:
(Explanation: FangSchaltung aktiviert von: fuer:)
 - English: party : (EXTENSION)
Translation: Teiln. : (Nebenstelle)
 - English: party : (ISDN SID/CNI)
Translation: Teiln. : (ISDN Tln 1-Tln 2)
 - English: party : (PORT ID)
Translation: Teiln. : (Port Ref-Nr)
 - English: party : (ISDN PORT ID)
Translation: Teiln. : (ISDN Port Ref-Nr)

Miscellaneous Features

- **OBJECT: miscellaneous-features**
 - English: ALL MADE BUSY
Translation: Alle Besetzt
 - English: BRIDGED
Translation: Gemeinsame Ltg.
 - English: DENIED
Translation: Abgewiesen
 - English: INVALID
Translation: Ungueltig

- English: NO MEMBER
Translation: N. im Amts-Buend
(Explanation: Nicht im Amtsbuendel)
- English: OUT OF SERVICE
Translation: Ausser Betrieb
- English: RESTRICTED
Translation: Gesperrt
- English: TERMINATED
Translation: Beendet
- English: TRUNK SEIZED
Translation: Amtsltg. belegt
- English: VERIFIED
Translation: Uberprueft
- English: CDR OVERLOAD
Translation: GDE Ueberlastet
(Explanation: Call detailed recording
Gespraechs-Daten-Erfassung) Ueberlastet
- English: ANSWERED BY
Translation: Beantwortet von
- English: CALL FROM
Translation: Anruf von
- English: Skills
Translation: Fertigkeit
(REMARK: ACD Agent Belastbarkeit)
- English: TOLL
Translation: AAnf
(Explanation: Amtsleitungs-Anforderung)
- English: FULL
Translation: K-Be
(Explanation: Keine Berechtigung fuer Amtsleitung)
- English: NONE
Translation: Kein
- English: ORIG (Origination)
Translation: Orig

- English: OTWD (Outward)
Translation: Abg.
- English: CALL (<call> This Number)
Translation: Rufe
- English: INTL (International)
Translation: Intl
- English: Info (Information)
Translation: Info
- English: p (Primary)
Translation: p
- English: s (Secondary)
Translation: s
- English: m (Mark)
Translation: m
- English: p (Pause)
Translation: p
- English: s (Suppress)
Translation: u (unterdruecke)
- English: w (Wait For A Specified Time)
Translation: w
- English: W (Wait For Off-Premise Dial Tone)
Translation: W
- English: You have adjunct messages
Translation: Sie haben Nachrichten auf Zusatzsystem
- English: Login Violation
Translation: Login Verletzung
- English: Barrier Code Violation
Translation: Passwort Verletzung
- English: Authorization Code Violation
Translation: Berechtigungs-Code Verletzung
- English: DIRECTORY - PLEASE ENTER NAME
Translation: Telefonverzeichnis: Bitte Namen eingeben

- English: DIRECTORY UNAVAILABLE - TRY LATER
Translation: Tel-Verz: Kein Zugang - Spaeter probieren
- English: NO MATCH - TRY AGAIN
Translation: Nicht gefunden - Bitte wiederholen
- English: NO NUMBER STORED
Translation: Keine Nummer gespeichert
- English: TRY AGAIN
Translation: Bitte wiederholen
- English: Ext (in EMRG Q)
Translation: NSt (in Not-WS)
(Explanation: in Notruf-Warteschlange)
- English: HUNT GROUP NOT ADMINISTERED
Translation: Sammelgruppe Nicht eingetragen
- English: Q-time calls
Translation: W-Zeit Anr.
- English: Add Skill: Enter number, then # sign
Translation: Fertigkeit eing.: Nummer eing., dann #
- English: Remove Skill: Enter number, then # sign
Translation: Fertigkeit entf.: Nummer eing., dann #
- English: Press 1 for primary or 2 for secondary
Translation: 1 fuer Primaer oder 2 fuer Sekundaer
- English: Enter Agent LoginID
Translation: Login-ID des Agenten eingeben

Property Management

- OBJECT: property-management
 - English: CHECK IN - Ext:
Translation: Check in - NSt:
 - English: CHECK IN: ROOM ALREADY OCCUPIED
Translation: Check in: Zimmer bereits besetzt
 - English: CHECK IN COMPLETE
Translation: Check in fertig
 - English: CHECK IN FAILED
Translation: Check in nicht erfolgt

- English: CHECK OUT - Ext:
Translation: Check out - NST:
- English: CHECK OUT: ROOM ALREADY VACANT
Translation: Check out: Zimmer bereits frei
- English: CHECK OUT FAILED
Translation: Check out nicht erfolgreich
- English: MESSAGE NOTIFICATION FAILED
Translation: Nachrichten-Hinweis nicht erfolgreich
- English: MESSAGE NOTIFICATION ON - Ext:
Translation: Nachrichten-Hinweis ein - NST:
- English: MESSAGE NOTIFICATION OFF - Ext:
Translation: Nachrichten-Hinweis aus - NST:
- English: CHECK OUT COMPLETE: MESSAGE LAMP OFF
Translation: Check out fertig: Nachrichten-Licht aus
- English: CHECK OUT COMPLETE: MESSAGE LAMP ON
Translation: Check out fertig: Nachrichten-Licht ein
- English: MESSAGE LAMP ON
Translation: Nachrichten-Licht ein
- English: MESSAGE LAMP OFF
Translation: Nachrichten-Licht aus
- English: Occupied Rooms
Translation: Besetzte Zimmer
- English: Enter Room Status
Translation: Zimmer-Status eingeben
- English: Invalid Maid State
Translation: Zimmermaedchen Status ungultig

Time of Day Routing

- OBJECT: time-of-day-routing
 - English: ENTER ACTIVATION ROUTE PLAN, DAY & TIME
Translation: Eingabe: Routenplan ein, Tag & Uhrzeit
 - English: ENTER DEACTIVATION DAY AND TIME
Translation: Eingabe: Routenplan aus, Tag & Uhrzeit

- English: OLD ROUTE PLAN: ENTER NEW PLAN:
Translation: Alter Routenplan: Eingabe neuer Plan:
- English: OLD ROUTE PLAN: NEW PLAN:
Translation: Alter Routenplan: Neuer Routenplan:
- English: ROUTE PLAN: FOR ACT-TIME:
Translation: Routenplan: fuer Ein-Zeit:
- English: ROUTE PLAN: FOR DEACT-TIME:
Translation: Routenplan: fuer Aus-Zeit:

Softkey Labels

The following translations are consistent with the 8400 and 9400 DCP phones - Foreign Language Translation Requirements).

- OBJECT: softkey-labels
 - English: AD
Translation: K-Wa
 - English: AutCB
Translation: RRuf
 - English: CFrwd
Translation: RufUm
 - English: CnLWC
Translation: NaAnn
(Explanation: Nachricht annullieren)
 - English: Cnslt
Translation: Direk
 - English: Count
Translation: Zaehl
 - English: CPark
Translation: Park
 - English: CPkUp
Translation: Pick
 - English: Dir
Translation: Verz
 - English: Excl
Translation: ASper

- English: HFAns
Translation: AutoA
- English: IAuto
Translation: I-Ver
(Explanation: Automatische Intern-VerbindungStoppuhr)
- English: IDial
Translation: I-KW
- English: Inspt
Translation: Info
- English: Last
Translation: WahlW
- English: LWC
Translation: Nachr
(Explanation: Zielwahl-TasteNachricht)
- English: Mark
Translation: TmpTW
(Explanation: RueckrufTemporaere(zeitweise)Tonwahl)
- English: Pause
Translation: Pause
(Explanation: Rufumleitung)
- English: PCall
Translation: Prio
(Explanation: Prioritaets-Ruf)
- English: Prog
Translation: Progr
(Explanation: DirektrufProgrammieren)
- English: RngOf
Translation: R.aus
(Explanation: EreigniszaehlerRufsignal aus)
- English: SAC
Translation: Abwrf
(Explanation: Gespraech parkenAbwurf aller Gespraech)

- English: SFunc
Translation: Z-Fkt
(Explanation: Heranholen (Pick-up)Zusatzfunktion)
- English: Spres
Translation: K.Anz
(Explanation: VerzeichnisAnzeige unterdruecken (Keine Anzeige))
- English: Stats
Translation: Stat
(Explanation: Aufschaltsperr ACD Statistik)
- English: Stop
Translation: U.WaW
(Explanation: Automatisches Antworten Unbestimmtes Warten auf Waehlton)
- English: Timer
Translation: Timer
- English: TmDay
Translation: Uhr
(Explanation: Interne KurzwahlUhrzeit/Datum)
- English: View
Translation: NrAnz
(Explanation: GespraechsinformationRufnummer Anzeige)
- English: Wait
Translation: Warte
(Explanation: WahlwiederholungWarten auf Waehlton)

VuStats

- OBJECT: vustats
 - English: FORMAT
Translation: Format
 - English: NOT DEFINED
Translation: Undefiniert
 - English: DOES NOT ALLOW OR REQUIRE ID
Translation: ID nicht noetig/erforderlich

- English: AGENT
Translation: Agent
- English: SPLIT/SKILL
Translation: (Tlg./Fert.)
(Explanation: Teilung nach Fertigkeit)
(Split according to skill)
- English: TRUNK GROUP
Translation: Amtsbuendel
- English: VDN
Translation: Vekt-DuWa-Nr
(Explanation: Vektorisierte Durchwahl Nummer)
- English: NOT ADMINISTERED
Translation: Nicht eingetragen
- English: NOT MEASURED
Translation: Nicht gemessen
<OR>
Translation: Nicht erfasst
- English: AGENT NOT LOGGED IN
Translation: Agent nicht eingeloggt
<OR>
Translation: Agent nicht angemeldet

Greece

Table 31 shows the recommended circuit packs.


Table 31. Recommended and Available CPs in Greece

Equipment	Equipment Type
Cabinet Type & Power	GAC-MCC DC-MCC AC-SCC AC-CSCC AC-CMC
AC Power Voltage & Freq	220V/50Hz
Ring Generator	20Hz
Tone Detector	> TN2182B > TN744D TN748D TN756
Tone Clock	> TN2182B TN780 TN756
R2MFC Circuit	n/a
Speech Synthesizer	> TN725B
Call Classifier	> TN744D
Announcement	TN750C TN750B TN750
Analog DID Trunk	> TN753
Analog CO Trunk (No PPM)	> TN747B
Analog CO Trunk (w/PPM)	#TN465C> TN465B TN465
4 Wire Tie Trunk	> TN760D
2 Wire Tie Trunk	
Auxiliary Trunk	> TN763D TN763C
Digital CO/DID Trunk	> TN464F TN464E TN464D
Digital Tie Trunk	> TN464F TN464E TN464D TN464C
Digital PRI CO Trunk	n/a
Digital BRI Trunk	
Digital Converter PRI-DASS	
Digital Converter PRI-DPNSS	
Digital Converter PRI-BRI	
8 Port Analog Line	TN742
16 Port Analog Line	> TN746B
24 Port Analog Line	n/a

Continued on next page

Table 31. Recommended and Available CPs in Greece — *Continued*

Equipment	Equipment Type
4 Wire Digital Line	> TN754B
2 Wire Digital Line	#TN2224 > TN2181
Data Line	> TN726B
BRI-U Line	
BRI-ST Line	TN556B

 **NOTE:**
A-law companding is the national standard in Greece. However, Mu-law is used internally to the system for service circuits and analog lines. Network interfaces are configured as A-law if required.

Feature Administration

The screen displays shown in this section were effective the date the type approval was awarded. The screens may have changed since that date.

Only those feature-related parameters that may have a Type Approval or basic connectivity implication for a particular country are listed here.

- **ARS/AAR Administration**
To enable ARS administration, on the System-Parameters Customer-Options screen, set the `ARS` field to **y**. You also should check all ARS/AAR defaults. All default ARS analysis codes are deleted before dialed strings are added for routing when DEFINITY is installed outside of North America. Be aware that the default for the 10 digits cause dialing problems. In particular, the following call types (appear as ARS/AAR defaults) typically are not used in non-North American ARS/AAR tables:

fnpa:	North American numbers with an area code.
hnpa:	North American numbers without an area code.
svc:	North American numbers of the screen “x11”.

Lucent recommends only the following call types be used outside North America:

int:	For all international numbers.
natl:	For all national PN numbers.
pubu:	For all other external (that is, not extensions) numbers.

System Parameter Administration

Only those feature-related parameters that may have a Type Approval or basic connectivity implication for a particular country are listed here.

- Feature-Related System Parameters Administration
 - Trunk-to-Trunk Transfer: Permitted by country's regulations - Selection is customer's choice.
 - Public Network Trunks on Conference Call: 5
 - Conference Parties With PNTs: 6
 - Conference Parties Without PNTs: 6
 - Line Intercept Tone Timer: 30
 - Night Service Disconnect Timer: 180 sec
 - Short Interdigit Timer: 3 sec
 - Unanswered DID Call Timer: 60
 - Auto-Hold: Yes ⁷
 - Attendant Tone: Yes
 - Bridging Tone: No
 - Conference Tone: No
 - Intrusion Tone: Yes
 - Repetitive Call Waiting Tone: No
 - DID Busy Treatment: Attendant
 - Pull Transfer: No
 - Level of Tone Detection: Broadband
 - Outpulse Without Tone: Yes
 - (Station-to-switch) Recall Timing:
 - Flashhook Interval: Yes
 - Upper Bound: 1000 ms

7. Although not a Type Approval issue, this represents the convention for this country.

- Lower Bound: 200 ms
- System Parameter Country Options Administration
 - Companding Mode: mu-law
 - Base Tone Generation Set: 17
 - Tone Detection Mode: 1
 - Interdigit Pause: short
 - Digital Loss Plan: 17
 - Analog Ringing Cadence: 17
 - 440 Hz PBX-dial Tone: no
 - 440 Hz Secondary-dial Tone: yes

Analog Trunk Administration

- CO Trunks
 - Trunk Group Screen
 - Group Type: CO
 - Country: 17
 - Trunk Gain: high
 - Direction: two-way
 - Digit Absorption List: blank
 - Prefix-1: No
 - Trunk Type: loop-start
 - Outgoing Dial Type: tone
 - Trunk Termination: rc (complex impedance)
 - Auto Guard: no
 - Dial Access: yes
 - Call Still Held: no
 - Terminal Balanced: yes
 - Receive Answer Supervision: no
 - Answer Supervision Timeout: 10 (This sets both the CP firmware timer and software timer. Set to 0 for any trunk receiving answer supervision.)
 - Disconnect Supervision - In: no
 - Disconnect Supervision - Out: Selection is customer's choice.

- Disconnect Timing: 500 ms (This field will not be used with CPs that can accept the Incoming Disconnect and Outgoing Disconnect timers. Set these latter two timers from the Administrable Timers Screen.)

— Trunk Group Administration Screen (Timing)

Set the following timers from the Administrable Timers screen during administration of each trunk group. Select the following CO trunk timer values for this country:

- Incoming Disconnect: 500 ms
- Outgoing Disconnect: 500 ms
- Outgoing Dial Guard: 1600 ms
- Incoming Glare Guard: 1500 ms
- Outgoing Glare Guard: 1500 ms
- Outgoing Dial Pulse Rate (PPS): 10 pps
- Outgoing Rotary Digit Dial Make: 35 ms
- Outgoing Rotary Digit Dial Break: 65 ms
- Outgoing Rotary Dial Interdigit: 800 ms
- Ring Monitor Timer: 5200 ms
- Incoming Seizure: 500 ms
- Outgoing End-of-Dial: 10 sec
- Outgoing Seizure Response: 240 sec
- Programmed Dial Pause: 1500 ms
- Disconnect Signal Error: 240 sec
- Flash Length: 100 ms
- PPM: Yes
- Frequency: 16kHz

- DID Trunks

— Trunk Group Screen

- Group Type: DID
- Country: 17
- Trunk Gain: high
- Digit Absorption List: blank
- Incoming Dial Type: tone
- Trunk Type: immed-start
- Trunk Termination: rc (complex impedance)

- Disconnect Supervision: no
- Disconnect Timing: 500 ms (This field will not be used with CPs that can accept the Incoming Disconnect and Outgoing Disconnect timers. Set these latter two timers from the Administrable Timers Screen.)
- Digit Treatment: blank
- Digits: blank
- Expected Digits: depends on system size and numbering plan
- Terminal Balanced: yes
- Extended Loop Range: (Used Only with TN459) no
- Drop Treatment: silence
- Incoming Rotary Timeout (sec): 5 sec (This field will not be used with CPs that can accept the Incoming Partial Dial timer. Set this timer from the Administrable Timers Screen.)

— Trunk Group Administration Screen (Timing)

Set the following timers from the Administrable Timers screen during administration of each trunk group. Select the following DID trunk timer values for this country:

- Incoming Disconnect: 500 ms
- Incoming Dial Guard: 50 ms
- Incoming Partial Dial: 18 sec
- Incoming Incomplete Dial: 255 sec
- Flash Length: 100 ms

■ Tie Trunks

No special Type Approval regulations apply. Tie trunks are administered on a case-by-case basis.

Digital Trunk Administration

This section does not list all possible valid administrable combinations. Rather the most common or standard combination, compatible with public-network and Type Approval standards for each country, is presented:

- CO Trunks
 - Circuit Pack: TN464Dv.3
 - Bit Rate: 2.048
 - Interface Companding: mu-law
 - Line Coding: HDB3

- Signaling Mode: CAS
 - Country Protocol: 17
 - Interconnect: CO
 - CRC?: no
 - Idle Code: 11111111
- DID Trunks
 - Circuit Pack: TN464Dv.3
 - Bit Rate: 2.048
 - Interface Companding: mu-law
 - Line Coding: HDB3
 - Signaling Mode: CAS
 - Country Protocol: 17
 - Interconnect: CO
 - CRC?: no
 - Idle Code: 11111111
- Tie Trunks
 - Non-ISDN Signaling Example (DS1 Administration screen)
 - Circuit Pack: TN464D
 - Bit Rate: 2.048
 - Interface Companding: mu-law
 - Line Coding: HDB3
 - Signaling Mode: CAS
 - Country Protocol: 17
 - Interconnect: pbx
 - CRC?: no
 - Idle Code: 11111111
 - ISDN-PRI (Private Network) Signaling

This example assumes use of US Option 1 with facility associated signaling. Other feature options will require changes in one or more administered items.
 - DS1 Administration screen
 - Circuit Pack: TN464D
 - Bit Rate: 2.048
 - Interface Companding: A-law

- Line Coding: HDB3
- Signaling Mode: isdn-pri
- Country Protocol: 1
- Connect: pbx
- Interface: user
- CRC: No
- Idle Code: 11111111
- Signaling Group screen
 - Associated Signaling: Yes
 - Primary D_Channel: xxxx16 (xxxx=>depends on CP physical location)
- Trunk Group Administration screen
 - Group Type: isdn-pri
 - Service Type: tie
- ISDN-PRI (Public Network)

Not available in this country.

Hong Kong

[Table 32](#) shows the recommended circuit packs.


Table 32. Recommended and Available CPs in Hong Kong

Equipment	Equipment Type
Cabinet Type & Power	GAC-MCC DC-MCC AC-SCC DC-SCC AC-CSCC AC-CMC
AC Power Voltage & Freq	200V/50Hz
Ring Generator	20Hz
Tone Detector	> TN2182B > TN744D TN748D TN756
Tone Clock	> TN2182B TN780 TN756
R2MFC Circuit	n/a
Speech Synthesizer	> TN725B
Call Classifier	> TN744D
Announcement	TN750C TN750B TN750
Analog DID Trunk	> TN753
Analog CO Trunk (No PPM)	> TN747B TN465
Analog CO Trunk (w/PPM)	n/a
4 Wire Tie Trunk	> TN760D
2 Wire Tie Trunk	
Auxiliary Trunk	> TN763D TN763C
Digital CO/DID Trunk	n/a
Digital Tie Trunk	> TN464F TN464E TN464D TN464C
Digital PRI CO Trunk	n/a
Digital BRI Trunk	
Digital Converter PRI-DASS	
Digital Converter PRI-DPNSS	
Digital Converter PRI-BRI	
8 Port Analog Line	TN742
16 Port Analog Line	> TN746B
24 Port Analog Line	TN2793

Continued on next page

Table 32. Recommended and Available CPs in Hong Kong — *Continued*

Equipment	Equipment Type
4 Wire Digital Line	>TN754B
2 Wire Digital Line	#TN2224 >TN2181
Data Line	>TN726B
BRI-U Line	
BRI-ST Line	

 **NOTE:**
A-law companding is the national standard in Hong Kong. However, Mu-law is used internally to the system for service circuits and analog lines. Network interfaces are configured as A-law if required.

Feature Administration

The screen displays shown in this section were effective the date the type approval was awarded. The screens may have changed since that date.

Only those feature-related parameters that may have a Type Approval or basic connectivity implication for a particular country are listed here.

- **ARS/AAR Administration**
To enable ARS administration, on the System-Parameters Customer-Options screen, set the `ARS` field to **y**. You also should check all ARS/AAR defaults. All default ARS analysis codes are deleted before dialed strings are added for routing when DEFINITY is installed outside of North America. Be aware that the default for the 10 digits cause dialing problems. In particular, the following call types (appear as ARS/AAR defaults) typically are not used in non-North American ARS/AAR tables:

fnpa:	North American numbers with an area code.
hnpa:	North American numbers without an area code.
svc:	North American numbers of the screen “x11”.

Lucent recommends only the following call types be used outside North America:

int:	For all international numbers.
natl:	For all national PN numbers.
pubu:	For all other external (that is, not extensions) numbers.

System Parameter Administration

Only those feature-related parameters that may have a Type Approval or basic connectivity implication for a particular country are listed here.

- Feature-Related System Parameters Administration
 - Trunk-to-Trunk Transfer: Permitted by country's regulations - Selection is customer's choice.
 - Public Network Trunks on Conference Call: 5
 - Conference Parties With PNTs: 6
 - Conference Parties Without PNTs: 6
 - Line Intercept Tone Timer: 30
 - Night Service Disconnect Timer: 180 sec
 - Short Interdigit Timer: 3 sec
 - Unanswered DID Call Timer: 60
 - Auto-Hold: yes ⁸
 - Attendant Tone: Yes
 - Bridging Tone: No
 - Conference Tone: No
 - Intrusion Tone: Yes
 - Repetitive Call Waiting Tone: No
 - DID Busy Treatment: Attendant
 - Pull Transfer: No
 - Level of Tone Detection: Precise
 - Outpulse Without Tone: Yes
 - (Station-to-Switch) Recall Timing:
 - Flashhook Interval: Yes

8. Although not a Type Approval issue, this represents the convention for this country.

- Upper Bound: 1000
- Lower Bound: 200
- System Parameter Country Options Administration
 - Companding Mode: mu-law
 - Base Tone Generation Set: 1
 - Tone Detection Mode: 1
 - Interdigit Pause: default
 - Digital Loss Plan: 1
 - Analog Ringing Cadence: 1

Analog Trunk Administration

- CO Trunks
 - Trunk Group Screen
 - Group Type: CO
 - Country: 1
 - Trunk Gain: high
 - Direction: two-way
 - Digit Absorption List: blank
 - Prefix-1: No
 - Trunk Type: loop-start
 - Outgoing Dial Type: tone
 - Trunk Termination: rc (complex impedance)
 - Dial Access: yes
 - Auto Guard: no
 - Call Still Held: no
 - Terminal Balanced: yes
 - Receive Answer Supervision: no
 - Answer Supervision Timeout: 10 (This sets both the CP firmware timer and software timer. Set to 0 for any trunk that will receive answer supervision.)
 - Disconnect Supervision - In: no
 - Disconnect Supervision - Out: Selection is customer's choice.

- Disconnect Timing: 500 msec (This field will not be used with CPs that can accept the Incoming Disconnect and Outgoing Disconnect timers. Set these latter two timers from the Administrable Timers Screen.)

— Trunk Group Administration Screen (Timing)

Set the following timers from the Administrable Timers screen during administration of each trunk group. Select the following CO trunk timer values for this country:

- Incoming Disconnect: 500 ms
- Outgoing Disconnect: 500 ms
- Outgoing Dial Guard: 1600 ms
- Incoming Glare Guard: 1500 ms
- Outgoing Glare Guard: 1500 ms
- Outgoing Dial Pulse Rate (PPS): 10 pps
- Outgoing Rotary Digit Dial Make: 35 ms
- Outgoing Rotary Digit Dial Break: 65 ms
- Outgoing Rotary Dial Interdigit: 800 ms
- Ring Monitor Timer: 5200 ms
- Incoming Seizure: 500 ms
- Outgoing End-of-Dial: 10 sec
- Outgoing Seizure Response: 240 sec
- Programmed Dial Pause: 1500 ms
- Disconnect Signal Error: 240 sec
- End-To-End Signaling Pause: 150 ms (accept default)
- End-To-End Signaling Tone: 350 ms (accept default)
- Flash Length: 100 ms
- PPM: no

- DID Trunks

— Trunk Group Screen

- Group Type: DID
- Country Code: 1
- Trunk Gain: high
- Digit Absorption List: blank
- Incoming Dial Type: tone
- Trunk Type: immed-start

- Trunk Termination: rc (complex impedance)
- Disconnect Supervision: no
- Disconnect Timing: 500 msec (This field will not be used with CPs that can accept the Incoming Disconnect and Outgoing Disconnect timers. Set these latter two timers from the Administrable Timers Screen.)
- Digit Treatment: blank
- Digits: blank
- Expected Digits: depends on system size and numbering plan
- Terminal Balanced: yes
- Extended Loop Range: (Used Only with TN459) no
- Drop Treatment: silence
- Incoming Rotary Timeout: 5 sec (This field will not be used with CPs that can accept the Incoming Partial Dial timer.

— Trunk Group Administration Screen (Timing)

Set the following timers from the Administrable Timers screen during administration of each trunk group. Select the following DID trunk timer values for this country:

- Incoming Disconnect: 500 ms
 - Incoming Dial Guard: 50 ms
 - Incoming Partial Dial: 18 sec
 - Incoming Incomplete Dial: 255 sec
 - Flash Length: 100 ms
- Tie Trunks
- No special Type Approval regulations apply. Tie trunks are administered on a case-by-case basis.

Digital Trunk Administration

This section does not list all possible valid administrable combinations. Rather the most common or standard combination, compatible with public-network and Type Approval standards for each country, is presented:

- CO Trunks
- Digital CO trunks are not available in this country.
- DID Trunks
- Digital DID trunks are not available in this country.

- Tie Trunks

- Non-ISDN Signaling Example (DS1 Administration screen)

- Circuit Pack: TN464D
 - Bit Rate: 2.048
 - Interface Companding: A-law
 - Line Coding: HDB3
 - Signaling Mode: CAS
 - Country Protocol: 1
 - Interconnect: pbx
 - CRC?: No
 - Idle Code: 11111111

- ISDN-PRI (Private Network) Signaling

This example assumes use of US Option 1 with facility associated signaling. Other feature options will require changes in one or more administered screens.

- DS1 Administration screen

- Circuit Pack: TN464D
 - Bit Rate: 2.048
 - Interface Companding: A-law
 - Line Coding: HDB3
 - Signaling Mode: isdn-pri
 - Country Protocol: 1
 - Connect: pbx
 - Interface: user
 - CRC: No
 - Idle Code: 11111111

- Signaling Group screen

- Associated Signaling: Yes
 - Primary D_Channel: xxxx16 (xxxx=>depends on CP physical location)

- Trunk Group Administration screen
 - Group Type: isdn-pri
 - Service Type: tie
- ISDN-PRI (Public Network)
 - Not available for this country.

Hungary

[Table 33](#) shows the recommended circuit packs.

Table 33. Recommended and Available CPs in Hungary

Equipment	Equipment Type
Cabinet Type & Power	GAC-MCC DC-MCC AC-SCC AC-CSCC AC-CMC
AC Power Voltage & Freq	220V/50Hz
Ring Generator	20Hz
Tone Detector	> TN2182B > TN744D TN748D TN748C
Tone Clock	> TN2182B TN780 TN756
R2MFC Circuit	> TN744D TN744B
Speech Synthesizer	> TN725B
Call Classifier	> TN744D
Announcement	TN750C TN750B
Analog DID Trunk	> TN753
Analog CO Trunk (No PPM)	> TN747B
Analog CO Trunk (w/PPM)	#TN465C > TN465B
4 Wire Tie Trunk	> TN760D > TN2140B
2 Wire Tie Trunk	
Auxiliary Trunk	> TN763D
Digital CO/DID Trunk	> TN464F TN464E TN464D
Digital Tie Trunk	> TN464F TN464E TN464D
Digital PRI CO Trunk	n/a
Digital BRI Trunk	> TN2185
Digital Converter PRI-DASS	
Digital Converter PRI-DPNSS	
Digital Converter PRI-BRI	
8 Port Analog Line	TN742
16 Port Analog Line	> TN746B

Continued on next page

Table 33. Recommended and Available CPs in Hungary — *Continued*

Equipment	Equipment Type
24 Port Analog Line	n/a
4 Wire Digital Line	> TN754B
2 Wire Digital Line	#TN2224 > TN2181 TN2136
Data Line	> TN726B
BRI-U Line	
BRI-ST Line	



NOTE:
A-law companding is the national standard in Hungary. However, Mu-law is used internally to the system for service circuits and analog lines. Network interfaces are configured as A-law if required.

Country-Specific Feature

You can use DEFINITY ECS in the Hungarian Private Network. With the administration specified in this section, the following are available:

- Overlap sending
- Group II permissions checking
- Public and Private Network interworking
- Limit on resed requests
- I.15 transit signaling

Refer to "[Hungarian Private Network Administration](#)" on page 244 for more information.

Feature Administration

The screen displays shown in this section were effective the date the type approval was awarded. The screens may have changed since that date.

Only those feature-related parameters that may have a Type Approval or basic connectivity implication for a particular country are listed here.

- ARS/AAR Administration

To enable ARS administration, on the System-Parameters Customer-Options screen, set the `ARS` field to **y**. You also should check all ARS/AAR defaults. All default ARS analysis codes are deleted before dialed strings are added for routing when DEFINITY is installed outside of North America. Be aware that the default for the 10 digits cause dialing problems. In particular, the following call types (appear as ARS/AAR defaults) typically are not used in non-North American ARS/AAR tables:

fnpa:	North American numbers with an area code.
hnpa:	North American numbers without an area code.
svc:	North American numbers of the screen “x11”.

Lucent recommends only the following call types be used outside North America:

int:	For all international numbers.
natl:	For all national PN numbers.
pubu:	For all other external (that is, not extensions) numbers.

System Parameter Administration

Only those feature-related parameters that may have a Type Approval or basic connectivity implication for a particular country are listed here.

- Feature-Related System Parameters Administration
 - Trunk-to-Trunk Transfer: Permitted by country’s regulations - Selection is customer’s choice.
 - Public Network Trunks on Conference Call: 5
 - Conference Parties With PNTs: 6
 - Conference Parties Without PNTs: 6
 - Line Intercept Tone Timer: 30
 - Night Service Disconnect Timer: 180 sec
 - Short Interdigit Timer: 3 sec
 - Unanswered DID Call Timer: 60
 - Auto-Hold: Yes ⁹
 - Attendant Tone: Yes
 - Bridging Tone: No

9. Although not a Type Approval issue, this represents the convention for this country.

- Conference Tone: No
- Intrusion Tone: Yes
- Repetitive Call Waiting Tone: No
- DID Busy Treatment: Attendant
- Pull Transfer: No
- Level of Tone Detection: Medium
- Outpulse Without Tone: Yes
- (Station-to-switch) Recall Timing:
 - Flashhook Interval: No
 - Disconnect Timing: 350 ms
- System Parameter Country Options Administration
 - Companding Mode: A-law



NOTE:

Companding Mode: A-law is the national standard. Mu-law is used internal to the system for service circuits and analog lines. Network interfaces are configured as A-law if required.

- Base Tone Generation Set:
- Tone Detection Mode: 2
- Interdigit Pause: short
- Digital Loss Plan:
- Analog Ringing Cadence:

Analog Trunk Administration

- CO Trunks
 - Trunk Group Screen
 - Group Type: CO
 - Country:
 - Trunk Gain: high
 - Direction: two-way
 - Digit Absorption List: blank
 - Prefix-1: No
 - Trunk Type: loop-start
 - Outgoing Dial Type: tone
 - Trunk Termination: 600 ohm

- Auto Guard: no
- Dial Access: Yes
- Call Still Held: no
- Terminal Balanced: yes
- Receive Answer Supervision: no
- Answer Supervision Timeout: 10 (This sets both the CP firmware timer and software timer. Set to 0 for any trunk that will receive answer supervision.)
- Disconnect Supervision - In: no
- Disconnect Supervision - Out: Selection is customer's choice.
- Disconnect Timing: 100 ms (This field will not be used with CPs that can accept the Incoming Disconnect and Outgoing Disconnect timers. Set these latter two timers from the Administrable Timers Screen.)

— Trunk Group Administration Screen (Timing)

Set the following timers from the Administrable Timers screen during administration of each trunk group. Select the following CO trunk timer values for this country:

- Incoming Glare Guard: 1500 ms
- Outgoing Glare Guard: 1500 ms
- Outgoing Rotary Digit Dial Make: 40 ms
- Outgoing Rotary Digit Dial Break: 60 ms
- Outgoing Rotary Dial Interdigit: 800 ms

■ DID Trunks

— Trunk Group Screen

- Group Type: DID
- Country:
- Trunk Gain: high
- Digit Absorption List: blank
- Incoming Dial Type: tone
- Trunk Type: immed-start
- Trunk Termination: rc (complex impedance)
- Disconnect Supervision: no

- Disconnect Timing: 500 ms (This field will not be used with CPs that can accept the Incoming Disconnect and Outgoing Disconnect timers. Set these latter two timers from the Administrable Timers Screen.)
- Digit Treatment: blank
- Digits: blank
- Expected Digits: depends on system size and numbering Plan
- Terminal Balanced: yes
- Extended Loop Range: (Used Only with TN459) no
- Drop Treatment: silence
- Incoming Rotary Timeout (sec): 5 sec (This field will not be used with CPs that can accept the Incoming Partial Dial timer. Set this timer from the Administrable Timers Screen.)

— Trunk Group Administration Screen (Timing)

Set the following timers from the Administrable Timers screen during administration of each trunk group. Select the following DID trunk timer values for this country:

- Incoming Disconnect: 100 ms
- Incoming Dial Guard: 10 ms
- Incoming Partial Dial: 18 sec
- Incoming Incomplete Dial: 255 sec

■ Tie Trunks (Discontinuous MOL)

- Group Type: tie, tandem, access, aplt, or rlt
- Trunk Signaling Type: dis
- Direction: Two-way
- Dial Access: Yes
- Trunk Type: Immed/Immed
- Disconnect supervision - In:Y Out: Y
- Send Release Ack: Yes
- Receive Release Ack: Yes
- Send Answer Supervision: Yes
- Receive Answer Supervision: Yes

Set the following are the administrable timer values:

- Outgoing Dial Guard: 1600 ms
- Incoming Glare Guard: 5000 ms

- Outgoing Glare Guard: 5000 ms
- Outgoing End-of-Dial: 10 sec
- Outgoing Seizure Response: 5 sec:
- Disconnect Signal Error: 90 sec
- Incoming Partial Dial: 15 sec (FW default, cannot be administered)
- Release Ack Send: 600 ms
- Answer Send: 150 ms (if SW still limits to 120ms, FW will change to 150ms if Hungarian MOL)
- Outgoing Disconnect Send: 600 ms
- Incoming disconnect Send: 600 ms
- Normal Outgoing Seize Send: 150 ms

Digital Trunk Administration

This section does not list all possible valid administrable combinations. Rather the most common or standard combination, compatible with public-network and Type Approval standards for each country, is presented:

- CO Trunks
 - DS1 Administration Screen ¹⁰
 - Circuit Pack: TN464D (not entered as an administrable item)
 - Bit Rate: 2.048
 - Interface Companding: A-law
 - Line Coding: HDB3
 - Signaling Mode: CAS
 - Country Protocol: 8
 - Interconnect: CO
 - CRC?: No
 - Idle Code: 01010100
 - Trunk Group Administration Screen (Timing)

Digital trunk timing values should be set as for analog CO trunks.
- DID Trunks
 - DS1 Administration Screen
 - Circuit Pack: TN464D (not entered as an administrable item)

10.

DS1 is also analogous to the term E1 that has been coined for the European T1 or 2 mbit interface.

- Bit Rate: 2.048
- Interface Companding: A-law
- Line Coding: HDB3
- Signaling Mode: CAS
- Country Protocol: 8
- Interconnect: CO
- CRC?: No
- Idle Code: 01010100
- Trunk Group Administration Screen (Timing)
Digital trunk timing values should be set as for analog DID trunks.
- Tie Trunks
 - Non-ISDN Signaling Example (DS1 Administration Screen)
 - Circuit Pack: TN464D (Not entered as administrable item; TN464C from upgrades)
 - Bit Rate: 2.048
 - Interface Companding: A-law
 - Line Coding: HDB3
 - Signaling Mode: CAS
 - Country Protocol:
 - Interconnect: pbx
 - CRC?: no
 - Idle Code: 01010100
 - ISDN-PRI (Private Network) Signaling
This example assumes use of US Option 1 with facility associated signaling. Other feature options will require changes in one or more administered items.
 - DS1 Administration screen
 - Circuit Pack: TN464D (or TN464C from upgrades)
 - Bit Rate: 2.048
 - Interface Companding: A-law
 - Line Coding: HDB3
 - Signaling Mode: isdn-pri
 - Country Protocol: 8
 - Connect: pbx

- Interface: user
- CRC: No
- Idle Code: 01010100
- Signaling Group screen
 - Associated Signaling: Yes
 - Primary D_Channel: xxxx16 (xxxx=>depends on CP physical location)
- Trunk Group Administration screen
 - Group Type: isdn-pri
 - Service Type: public_ntwrk
- ISDN-PRI (Public Network) Not available for this country.

MFC Signaling

Additional MFC signals can be used in Hungary.

- The MFC signal "end-of-digits" and the symbol "*" in the route pattern.

When the symbol "*" is translated in the route pattern and the signal "end-of-dial" is translated on the multi-frequency screen, the MFC tone for the "end-of-digits" is sent out to the CO in the place of the symbol "*".

- The MFC signal "ANI-avail".

When the MFC signal "ANI-avail" is translated on the multi-frequency screen, the MFC tone for the "ANI-avail" signal is sent after the group II category signal in the ANI digit response on an outgoing call. On an incoming call, the MFC signal "ANI-avail" is translated, then the ANI digits are requested on the response of the MFC tone for the "ANI-avail" signal.

Incoming Only

```
change system-parameters multifrequency-signaling      Page 1 of 2
MULTIFREQUENCY-SIGNALING-RELATED SYSTEM PARAMETERS
    Incoming Call Type: group-ii-mfc
    Outgoing Call Type: none
    Maintenance Call Type: none
    Test Call Extension:
    Interdigit Timer (sec): 10
Multifrequency Signaling Incoming Intercept Treatment? y
    Received Signal Gain(-Loss) (dB): 0
    Transmitted Signal Gain(-Loss) (dB): -3
```

change system-parameters multifrequency-signaling

Page 2 of 2

MULTIFREQUENCY-SIGNALING-RELATED SYSTEM PARAMETERS

INCOMING FORWARD SIGNAL TYPES		INCOMING BACKWARD SIGNAL TYPES	
(Tones from CO)		(Tones to CO)	
Group-I	Group-II	Group-A	Group-B
11: ignored	1: normal	1 : next-digit	1 : busy
12: ignored	2: normal	3 : end-of-dial	2 : congestion
13: ignored	3: maint-call	:	4 : free
14: ignored	4: normal	:	7 : intercept
15: ignored	5: normal	:	:
	6: data-call	:	:
	7: normal	:	:
	8: normal	:	:
	9: normal	:	:
	10: normal	:	:
	11: normal	:	:
	12: normal	:	:
	13: normal	:	:
	14: normal	:	:
	15: normal	:	:

Two Way

change system-parameters multifrequency-signaling

Page 1 of 3

MULTIFREQUENCY-SIGNALING-RELATED SYSTEM PARAMETERS

Incoming Call Type: group-ii-mfc

Outgoing Call Type: group-ii-mfc

Maintenance Call Type: none

Test Call Extension:

Interdigit Timer (sec): 10

Outgoing Forward Signal Present Timer (sec): 15

Outgoing Forward Signal Absent Timer (sec): 30

Multifrequency Signaling Incoming Intercept Treatment? y

Received Signal Gain(-Loss) (dB): 0

Transmitted Signal Gain(-Loss) (dB): -3

ANI Prefix:

ANI for PBX:

Next ANI Digit: send-ani

Collect All Digits Before Seizure? n

change system-parameters multifrequency-signaling				Page 2 of 3
MULTIFREQUENCY-SIGNALING-RELATED SYSTEM PARAMETERS				
INCOMING FORWARD SIGNAL TYPES		INCOMING BACKWARD SIGNAL TYPES		
(Tones from CO)		(Tones to CO)		
Group-I	Group-II	Group-A	Group-B	
11: ignored	1: normal1 : next-digit	1 : busy		
12: ignored	2: normal3 : end-of-dial	2 : congestion		
13: ignored	3: normal4 : congestion4 : free			
14: ignored	4: normal7 : intercept			
15: ignored	5: normal :	:		
	6: data-call :	:		
	7: normal :	:		
	8: normal :	:		
	9: normal :	:		
	10: normal :	:		
	11: normal :	:		
	12: normal :	:		
	13: normal :	:		
	14: normal :	:		
	15: normal :	:		

change system-parameters multifrequency-signaling				Page 3 of 3
MULTIFREQUENCY-SIGNALING-RELATED SYSTEM PARAMETERS				
OUTGOING FORWARD SIGNAL TYPES		OUTGOING BACKWARD SIGNAL TYPES		
(Tones from CO)		(Tones to CO):		
GROUP-I	GROUP-II	GROUP-A	GROUP-B	
15: end-of-digits	1: normal	1: next-digit	1: congestion	
	1: attendant	2: last-digit	2: congestion	
	6: data-call	3: end-of-dial	3: busy	
		4: congestion	4: congestion	
		5: call-info-ani	5: intercept	
		6: setup-sppath	6: free	
		7: last-2-digits	7: free	
		8: last-3-digits	8: congestion	
		9: restart	9: congestion	
		10: congestion	10: congestion	
		11: congestion	11: congestion	
		12: congestion	12: congestion	
		13: congestion	13: congestion	
		14: congestion	14: congestion	
		15: congestion	15: congestion	

Hungarian Private Network Administration

For this feature to work in Hungary, fill out the following:

- Dial Plan Record screen
 - First Digit 0 : misc
 - Second Digit 03: FAC
- Feature Access Code screen
 - AAR access code: 03
- Multifrequency-Signaling-Related System Parameters screen (first page)
 - Request Incoming ANI (non-AAR/ARS): n
 - Private Group II Permissions and Public Interworking: y
 - Overlap Sending on Link-to-Link Tandem Calls: y
 - Collect all digits before seizure: n
- Multifrequency-Signaling-Related System Parameters screen (subsequent page)
 - Tones from CO on Incoming Forward Calls-Group I:
I15 = end-of-ani
 - Convert initial end-of-ani signal to digits: 0
 - Tones to CO on Outgoing Forward Calls -Group I:
I15 = end-of-digit
 - Tones from CO on Incoming Forward Call-Group II
n: normal
(for each n that is administered as Class of Restriction
Category for MFC ANI:n)
 - Tones to CO on Incoming Backward Calls-Group A:
A5: send-ani
- Tie trunk group screen
 - Trunk Type: imed/imed
 - Incoming Dial Type: mf
 - Outgoing Dial Type: mf
 - Incoming digit treatment: inserted digits
 - Inserted digits fields: 03
- DID trunk group screen
 - Incoming Dial Type: mf
 - Trunk Type: imed-start

- Incoming digit treatment: inserted digits
- Inserted digits fields: 03
- AAR Digit Conversion Table (for long-distance private-network call)
 - Match. Pat.: 0
 - min: 3
 - max: 7
 - del: 0
 - Repl String:
 - Net: AAR
 - Conv: n
 - ANI req: n
- AAR Digit Conversion Table (for tandem local-area private-network call)
 - Match. Pat.: 12
 - min: 4
 - max: 4
 - del: 0
 - Repl String:
 - Net: AAR
 - Conv: n
 - ANI req: n
- AAR Digit Conversion Table (for terminating private-network call)
 - Match. Pat.: 22
 - min: 4
 - max: 4
 - del: 0
 - Repl String:
 - Net: ext
 - Conv: n
 - ANI req: n
- AAR Digit Conversion Table (for terminating DID call from public network)
 - Match. Pat.: 12
 - min: 4

- max: 4
- del: 0
- Repl String:
- Net: ext
- Conv: n
- ANI req: n
- AAR Digit Conversion Table (for terminating DID call to special emergency service providing extension)
 - Match. Pat.: 07
 - min: 2
 - max: 2
 - del: 2
 - Repl String: 1000 (for example)
 - Net: ext
 - Conv: n
 - ANI req: y
- Class of Restriction screens (COR #1 – COR #8)
 - Category for MFC ANI: 1 – 8 (respectively)
- AAR Route Pattern screen
 - No. Del. digits: 1 or 3
 - Inserted digits: * (If No. Del. digits = 1. Leave blank if No. Del. digits = 3)

India

[Table 34](#) shows the recommended circuit packs.


Table 34. Recommended and Available CPs in India

Equipment	Equipment Type
Cabinet Type & Power	GAC-MCC DC-MCC AC-SCC AC-CSCC AC-CMC
AC Power Voltage & Freq	220V/50Hz
Ring Generator	25Hz
Tone Detector	#TN2182B #TN744D
Tone Clock	#TN2182B
R2MFC Circuit	n/a
Speech Synthesizer	#TN433
Call Classifier	> TN744D
Announcement	#TN750C
Analog DID Trunk	#TN753
Analog CO Trunk (No PPM)	#TN747B
Analog CO Trunk (w/PPM)	#TN465C
4 Wire Tie Trunk	#TN760D
2 Wire Tie Trunk	
Auxiliary Trunk	#TN763D
Digital CO/DID Trunk	> TN464Fv5
Digital Tie Trunk	> TN464Fv5
Digital PRI CO Trunk	
Digital BRI Trunk	
Digital Converter PRI-DASS	
Digital Converter PRI-DPNSS	
Digital Converter PRI-BRI	
8 Port Analog Line	n/a
16 Port Analog Line	#TN2183
24 Port Analog Line	TN2793

Continued on next page

Table 34. Recommended and Available CPs in India — *Continued*

Equipment	Equipment Type
4 Wire Digital Line	#TN754C
2 Wire Digital Line	#TN2224
Data Line	#TN726B
BRI-U Line	#TN2198
BRI-ST Line	

 **NOTE:**
A-law companding is the national standard in India. However, Mu-law is used internally to the system for service circuits and analog lines. Network interfaces are configured as A-law if required.

Feature Administration

The screen displays shown in this section were effective the date the type approval was awarded. The screens may have changed since that date.

Only those feature-related parameters that may have a Type Approval or basic connectivity implication for a particular country are listed here.

■ **ARS/AAR Administration**

In the AAR Digit Conversion table, delete all default entries. In the IXC table, delete all default values on page 2.

To enable ARS administration, on the System-Parameters Customer-Options screen, set the `ARS` field to **y**. You also should check all ARS/AAR defaults. All default ARS analysis codes are deleted before dialed strings are added for routing when DEFINITY is installed outside of North America. Be aware that the default for the 10 digits cause dialing problems. In particular, the following call types (appear as ARS/AAR defaults) typically are not used in non-North American ARS/AAR tables:

fnpa:	North American numbers with an area code.
hnpa:	North American numbers without an area code.
svc:	North American numbers of the screen “x11”.

Lucent recommends only the following call types be used outside North America:

int:	For all international numbers.
natl:	For all national PN numbers.
pubu:	For all other external (that is, not extensions) numbers.

System Parameter Administration

Only those feature-related parameters that may have a Type Approval or basic connectivity implication for a particular country are listed here.

Feature-Related System Parameters

FEATURE-RELATED SYSTEM PARAMETERS

Trunk-to-Trunk Transfer: all
Coverage Subsequent Redirection/CFWD No Answer Interval: 2
Coverage - Caller Response Interval (seconds): 4
Keep Held SBA at Coverage Point? y
Automatic Callback - No Answer Timeout Interval (rings): 3
Call Park Timeout Interval (minutes): 10
Off-Premises Tone Detect Timeout Interval (seconds): 20
AAR/ARS Dial Tone Required? y
Music/Tone on Hold: tone
Music (or Silence) on Transferred Trunk Calls? no
DID/Tie/ISDN Intercept Treatment: attd
Messaging Service Adjunct (MSA) Connected? n
Internal Automatic Answer for Attendant Extended Calls? n
Automatic Circuit Assurance (ACA) Enabled? n

Page 2 of 6

FEATURE-RELATED SYSTEM PARAMETERS

LEAVE WORD CALLING PARAMETERS

Maximum Number of Messages Per Station (when MSA not in service):10

Stations with System-wide Retrieval Permission (enter extension)

1: 2: 3: 4: 5:

6: 7: 8: 9: 10:

WARNING! SEE USER DOCUMENTATION BEFORE CHANGING TTI STATE

```
Terminal Translation Initialization (TTI) Enabled? n
```

Prohibit Bridging Onto Calls With Data Privacy? n

Enhanced Abbreviated Dial Length (3 or 4): 3

```
Call Forward Override? n
```

External Coverage Treatment for Transferred Incoming Calls? n

SECURITY VIOLATION NOTIFICATION (SVN) PARAMETERS HAVE MOVED TO
THE SYSTEM-PARAMETERS SECURITY SCREEN

Page 3 of 6

FEATURE-RELATED SYSTEM PARAMETERS

Reserved Slots for Attendant Priority Queue: 5

Time before Off-hook Alert: 10

Emergency Access Redirection Extension:

Service Observing Warning Tone? y

Number of Emergency Calls Allowed in Attendant Queue: 5

Call Pickup Alerting? n

Deluxe Paging and Call Park Timeout to Originator? n

Controlled Outward Restriction Intercept Treatment: tone

Controlled Termination Restriction (Do Not Disturb): tone

Controlled Station to Station Restriction: tone

AUTHORIZATION CODE PARAMETERS

```
Authorization Codes Enabled? n
```

FEATURE-RELATED SYSTEM PARAMETERS

SYSTEM PRINTER PARAMETERS
System Printer Extension: Lines Per Page: 30
EIA Device Bit Rate: 9600

SYSTEM-WIDE PARAMETERS
Switch Name: H.V.NET THANE

CALL CENTER SYSTEM PARAMETERS

CALL MANAGEMENT SYSTEM PARAMETERS
BCMS/VuStats Measurement Interval: hour
BCMS/VuStats Abandon Call Timer (seconds): Validate Login IDs? n
ACD Login Identification Length: 0 Adjunct CMS Release:

MALICIOUS CALL TRACE PARAMETERS
Apply MCT Warning Tone? n MCT Voice Recorder Trunk Group:

FEATURE-RELATED SYSTEM PARAMETERS

Public Network Trunks on Conference Call: 5
Conference Parties with Public Network Trunks: 6
Conference Parties without Public Network Trunks: 6
Night Service Disconnect Timer (seconds): 180
Short Interdigit Timer (seconds): 5
Unanswered DID Call Timer (seconds):
Line Intercept Tone Timer (seconds): 30
Auto Start? n
Auto Hold? n
Attendant Tone? y
Bridging Tone? y
Bridging Tone? n
Conference Tone? n
Intrusion Tone? n
DID Busy Treatment: tone
Allow AAR/ARS Access from DID/DIOD? n

DISTINCTIVE AUDIBLE ALERTING
Internal: 1 External: 2 Priority: 3
Attendant Originated Calls: external

FEATURE-RELATED SYSTEM PARAMETERS

Pull Transfer: n	Update Transferred Ring Pattern? n
Outpulse Without Tone? y	Wait Answer Supervision Timer? n
Misoperation Alerting? n	Repetitive Call Waiting Tone? y
Allow Conference via Flash? y	Repetitive Call Waiting Interval (sec): 16
Vector Disconnect Timer (min):	Network Feedback During Tone Detection? y
	System Updates Time On Station Displays? n
Intercept Treatment On Failed Trunk Transfers? n	
Station Tone Forward Disconnect: silence	
Level Of Tone Detection: precise	

RECALL TIMING

Flashhook Interval? y	Upper Bound (msec): 760
	Lower Bound (msec): 200
	Forward Disconnect Timer (msec): 600

ENHANCED DCS

Enhanced DCS Enabled? n

System Parameters Country-Options

SYSTEM PARAMETERS COUNTRY-OPTIONS

Companding Mode: Mu-Law	Base Tone Generator Set: 1
440Hz PBX-dial Tone? n	440Hz Secondary-dial Tone? n
Digital Loss Plan: 1	
Analog Ringing Cadence: 1	Set Layer 1 timer T1 to 30 seconds? n
Analog Line Transmission: 1	Enhanced 84xx Display Character Set? n

TONE DETECTION PARAMETERS

Tone Detection Mode: 6
Interdigit Pause: short

Page 2 of 21

SYSTEM PARAMETERS COUNTRY-OPTIONS				
Tone Name	Cadence Step	Tone (Frequency/Level)		
hold	1:	330/-5+440/-9	Duration (msec):	50
	2:	silence	Duration (msec):	100
	3:	330/-8.0	Duration (msec):	100
	4:	silence	Duration (msec):	100
	5:	goto	Step:	2
	6:			
	7:			
	8:			
	9:			
	10:			
	11:			
	12:			
	13:			
	14:			
	15:			

⇒ NOTE:
A-law companding is the national standard in India. However, Mu-law is used internally to the system for service circuits and analog lines. Network interfaces are configured as A-law if required.

Multifrequency-Signaling-Related System Parameters

⇒ NOTE:
The screen displays below for Multifrequency-Signaling-Related System Parameters are effective from Release 6.1. For documentation up to Release 5, use the older administration screens.

Page 1 of 4

MULTIFREQUENCY-SIGNALING-RELATED SYSTEM PARAMETERS

```

Incoming Call Type: group-ii-mfc          ANI Prefix: 538
Outgoing Call Type: group-ii-mfc          ANI for PBX:
Maintenance Call Type: none               NEXT ANI DIGIT
Test Call Extension:                      Incoming: next-ani-digit
Interdigit Timer (sec): 10                 Outgoing: next-ani-digit
Maximum Resend Requests:
Received Signal Gain (dB): 0
Transmitted Signal Gain (dB): -3
Request Incoming ANI (non-AAR/ARS)? y
Outgoing Forward Signal Present Timer (sec): 15
Outgoing Forward Signal Absent Timer (sec): 30
Multifrequency Signaling Incoming Intercept Treatment? y
Collect All Digits Before Seizure? n
Overlap Sending on Link-to-Link Tandem Calls? n
Private Group II Permissions and Public Interworking? n

Group II Called Party Category: user-type
Use COR for Calling Party Category? n

```

Page 2 of 4

MULTIFREQUENCY-SIGNALING-RELATED SYSTEM PARAMETERS

```
Request Call Category at Start of Call: y
Restart ANI from Caller Category: n
Number of Incoming ANI Digits: 10
Number of Outgoing ANI Digits: 10
```

	Incoming	Outgoing
ANI Available:	1__	1__
ANI Not Available:	10	10

MULTIFREQUENCY-SIGNALING-RELATED SYSTEM PARAMETERS

INCOMING FORWARD SIGNAL TYPES (Tones from CO)		INCOMING BACKWARD SIGNAL TYPES (Tones to CO)	
Group-I	Group-II	Group-A	Group-B
11: ignored	1: normal	1: next-digit	3: busy
12: ignored	2: normal	3: end-of-dial	4: congestion
13: ignored	3: normal	4: next-ani-digit	5: intercept
14: ignored	4: normal	5: send-ani	6: free
15: ignored	5: attendant	:	:
	6: data-call	:	:
	7: normal	:	:
	8: normal	:	:
	9: normal	:	:
	10: normal	:	:
	11: normal	:	:
	12: normal	:	:
	13: normal	:	:

MULTIFREQUENCY-SIGNALING-RELATED SYSTEM PARAMETERS

OUTGOING FORWARD SIGNAL TYPES (Tones to CO)		OUTGOING BACKWARD SIGNAL TYPES (Tones from CO)	
Group-I	Group-II	Group-A	Group-B
:	2: normal	1: next-digit	1: free
:	5: attendant	2: restart	2: intercept
:	6: data-call	3: end-of-dial	3: busy
:	:	4: next-ani	4: congestion
:	:	5: send-ani	5: intercept
:	:	6: setup-sppath	6: free
	:	7: last-2-digits	7: congestion
	:	8: last-3-digits	8: congestion
	:	9: last-digit	9: congestion
	:	10: congestion	10: congestion
	:	11: congestion	11: congestion
	:	12: congestion	12: congestion
	:	13: congestion	13: congestion
	:	14: congestion	14: congestion
	:	15: congestion	15: congestion

Trunk Group Administration

CO Trunk Group Administration

Page1 of 10

TRUNK GROUP

Group Number: 4

Group Name: M.T.N.L. LINE

Direction: two-way

Dial Access? y

Queue Length: 0

Comm Type: voice

Prefix-1? y

Group Type: co

COR: 50

Outgoing Display? n

Busy Threshold: 99

Country: 1

Auth Code? n

Trunk Flash? n

CDR Reports: y

TN: 1

TAC: 888

Night Service:

Incoming Destination: 200

Digit Absorption List:

Toll Restricted? y

TRUNK PARAMETERS

Trunk Type: loop-start

Outgoing Dial Type: rotary

Trunk Termination: rc

Auto Guard? n

Terminal Balanced? n

Cut-Through? n

Disconnect Timing(msec): 500

Call Still Held? n

Sig Bit Inversion: none

RA Trunk Loss: 0db

Trunk Gain: high

Disconnect Supervision - In? y

Out? n

Answer Supervision Timeout: 10

Cyclical Hunt? n

Receive Answer Supervision? n

Page2 of 10

TRUNK FEATURES

ACA Assignment? n

Measured: none

Maintenance Tests? y

Data Restriction? n

Abandoned Call Search? n

Suppress # Outpulsing? n

TRUNK GROUP

ADMINISTRABLE TIMERS

Incoming Disconnect(msec): 500	Outgoing Disconnect (msec): 500
	Outgoing Dial Guard (msec): 1600
Incoming Glare Guard (msec): 1500	Outgoing Glare Guard (msec): 1500
	Outgoing Rotary Dial Interdigit (msec): 800
Ringing Monitor (msec): 5200	Incoming Seizure (msec): 500
Outgoing End of Dial (sec): 10	Outgoing Seizure Response (sec): 5
Programmed Dial Pause (msec): 1500	
Flash Length(msec): 540	

END TO END SIGNALING

Tone (msec): 350	Pause (msec): 150
------------------	-------------------

OUTPULSING INFORMATION

PPS: 10	Make (msec): 40	Break (msec): 60	PPM? n
---------	-----------------	------------------	--------

TRUNK GROUP

				Administered Members (min/max):		1/3	
				Total Administered Members:		3	
GROUP MEMBER	ASSIGNMENTS			Night	Mode	Type	Ans Delay
Port	Code	Sfx	Name				
1: 01A0808	TN747	B					
2: 01A0807	TN747	B					
3: 01A0808	TN747	B					
4:							
5:							
6:							
7:							
8:							
9:							
10:							
11:							
12:							
13:							
14:							
15:							

Tie Trunk Group Administration

Page1 of 11

TRUNK GROUP

Group Number: 1

Group Name: Outgoing-2MB

Direction: outgoing

Dial Access? y

Queue Length: 0

Comm Type: voice

Group Type: tie

COR: 1

Outgoing Display? n

Busy Threshold: 99

CDR Reports: y

TN: 1

TAC: 51

Trunk Signaling Type:

TRUNK PARAMETERS

Trunk Type (in/out): immed/immed

Outgoing Dial Type: mf

Digit Treatment: insertion

Connected to Toll? n

Incoming Dial Tone? n

Incoming Rotary Timeout (sec): 5

Incoming Dial Type: mf

Disconnect Timing(msec): 500

Digits: 0

Sig Bit Inversion: none

DTT to DCO Loss: normal

STT Loss: normal

Out? y

Disconnect Supervision -

Answer Supervision Timeout: 0

Receive Answer Supervision? y

Page2 of 11

TRUNK FEATURES

ACA Assignment? n

Internal Alert? n

Data Restriction? n

Used for DCS? n

Suppress # Outpulsing? n

Seize When Maintenance Busy: neither-end

Measured: none

Maintenance Tests? y

TRUNK GROUP

ADMINISTRABLE TIMERS

Incoming Dial Guard (msec): 70	Outgoing Disconnect (msec): 500
	Outgoing Dial Guard (msec): 1600
	Outgoing Glare Guard (msec): 1500
	Outgoing Seizure Response (sec): 5
Programmed Dial Pause (msec): 1500	Disconnect Signal Error (sec): 240
	Incoming Incomplete Dial Alarm (sec): 255

END TO END SIGNALING

Tone (msec): 350	Pause (msec): 150
------------------	-------------------

OUTPULSING INFORMATION

PPS: 10	Make (msec): 40	Break (msec): 60
---------	-----------------	------------------

Indonesia

[Table 35](#) shows the recommended circuit packs.

Table 35. Recommended and Available CPs in Indonesia

Equipment	Equipment Type
Cabinet Type & Power	GAC-MCC DC-MCC AC-SCC DC-SCC AC-CMC
AC Power Voltage & Freq	220V/50Hz
Ring Generator	25Hz
Tone Detector	> TN2182B > TN784D
Tone Clock	> TN2182B
R2MFC Circuit	TN744D
Speech Synthesizer	> TN725B
Call Classifier	> TN744D TN744C
Announcement	TN750C TN750B
Analog DID Trunk	> TN753
Analog CO Trunk (No PPM)	TN747B
Analog CO Trunk (w/PPM)	#TN465C
4 Wire Tie Trunk	> TN760D
2 Wire Tie Trunk	n/a
Auxiliary Trunk	> TN763D
Digital CO/DID Trunk	> TN2464
Digital Tie Trunk	> TN2464
Digital PRI CO Trunk	TN2464
Digital BRI Trunk	> TN2185
Digital Converter PRI-DASS	TNCCSC-1
Digital Converter PRI-DPNSS	TN-CCSC-2
Digital Converter PRI-BRI	TNPRI/BRI
8 Port Analog Line	n/a
16 Port Analog Line	#TN791 TN746B
24 Port Analog Line	TN2793

Continued on next page

Table 35. Recommended and Available CPs in Indonesia

Equipment	Equipment Type
4 Wire Digital Line	> TN754B
2 Wire Digital Line	#TN2214 > TN2181
Data Line	> TN726B
BRI-U Line	TN2198
BRI-ST Line	TN556B

Israel

[Table 36](#) shows the recommended circuit packs.

Table 36. Recommended and Available CPs in Israel

Equipment	Equipment Type
Cabinet Type & Power	GAC-MCC DC-MCC AC-SCC AC-CSCC AC-CMC
AC Power Voltage & Freq	220V/50Hz
Ring Generator	25Hz
Tone Detector	#TN2182B #TN744D
Tone Clock	#TN2182B
R2MFC Circuit	n/a
Speech Synthesizer	#TN433
Call Classifier	> TN744D
Announcement	TN750C
Analog DID Trunk	
Analog CO Trunk (No PPM)	
Analog CO Trunk (w/PPM)	
4 Wire Tie Trunk	
2 Wire Tie Trunk	
Auxiliary Trunk	
Digital CO/DID Trunk	
Digital Tie Trunk	
Digital PRI CO Trunk	
Digital BRI Trunk	
Digital Converter PRI-DASS	
Digital Converter PRI-DPNSS	
Digital Converter PRI-BRI	
8 Port Analog Line	
16 Port Analog Line	
24 Port Analog Line	n/a

Continued on next page

Table 36. Recommended and Available CPs in Israel

Equipment	Equipment Type
4 Wire Digital Line	
2 Wire Digital Line	
Data Line	
BRI-U Line	
BRI-ST Line	

Italy (Lucent Technologies)

Table 37 shows the recommended circuit packs.

Table 37. Recommended and Available CPs in Italy (Lucent Technologies)

Equipment	Equipment Type
Cabinet Type & Power	GAC-MCC DC-MCC AC-SCC AC-CSCC AC-CMC
AC Power Voltage & Freq	220V/50Hz
Ring Generator	25Hz
Tone Detector	> TN2182B > TN744D TN420C
Tone Clock	> TN2182B TN780
R2MFC Circuit	n/a
Speech Synthesizer	> TN433
Call Classifier	> TN744D
Announcement	TN750C TN750B
Analog DID Trunk	> TN2179
Analog CO Trunk (No PPM)	n/a
Analog CO Trunk (w/PPM)	#TN465C > TN2138
4 Wire Tie Trunk	> TN2140B TN2140
2 Wire Tie Trunk	n/a
Auxiliary Trunk	> TN763D
Digital CO/DID Trunk	> TN464Fv5
Digital Tie Trunk	> TN464Fv5
Digital PRI CO Trunk	
Digital BRI Trunk	> TN2185
Digital Converter PRI-DASS	
Digital Converter PRI-DPNSS	TN-CCSC-2
Digital Converter PRI-BRI	
8 Port Analog Line	n/a
16 Port Analog Line	#TN2183 > TN2135
24 Port Analog Line	n/a

Continued on next page

Table 37. Recommended and Available CPs in Italy (Lucent Technologies)

Equipment	Equipment Type
4 Wire Digital Line	> TN754B
2 Wire Digital Line	#TN2224 > TN2181
Data Line	> TN726B
BRI-U Line	
BRI-ST Line	

Country-Specific Feature

You can use DEFINITY ECS the European CEPT Advice of Charge feature in Italy. Refer to the DEFINITY ECS Administration and Feature Description for more information about Advice of Charge.

Feature Administration

The screen displays shown in this section were effective the date the type approval was awarded. The screens may have changed since that date.

Only those feature-related parameters that may have a Type Approval or basic connectivity implication for a particular country are listed here.

- ARS/AAR Administration
To enable ARS administration, on the System-Parameters Customer-Options screen, set the `ARS` field to `y`. You also should check all ARS/AAR defaults. These defaults were intended for U.S. operation and certain values are likely to be inappropriate internally. In particular, the following call types (appear as ARS/AAR defaults) typically are not used in non-North American ARS/AAR tables:

fnpa:	North American numbers with an area code.
hnpa:	North American numbers without an area code.
svc	North American numbers of the screen "x11".

Lucent recommends only the following call types be used outside North America:

int:	For all international numbers.
natl:	For all national PN numbers.
pubu:	For all other external (that is, not extensions) numbers.

System Parameter Administration

Only those feature-related parameters that may have a Type Approval or basic connectivity implication for a particular country are listed here.

- Feature-Related System Parameters Administration
 - System-Parameters Customer-Options
 - Off Premise Tone Detection Timeout: 10 sec
 - Trunk-to-Trunk Transfer: Restricted
 - Coverage - Subsequent Redirection No Answer Interval: 3
 - Music/Tone on Hold: tone
 - DID/TIE/ISDN Intercept Treatment: Attendant
 - Time before Off-hook Alert: 10
 - Service Observing Warning Tone: Yes
 - Public Network Trunks on Conference Call: 1
 - Conference Parties With PNTs: 3
 - Conference Parties Without PNTs: 6
 - Line Intercept Tone Timer: 30
 - Night Service Disconnect Timer: 180 sec
 - Short Interdigit Timer: 3 sec
 - Unanswered DID Call Timer: 25 sec
 - Auto-Hold: Yes¹
 - Attendant Tone: Yes
 - Bridging Tone: No
 - Conference Tone: No
 - Intrusion Tone: Yes
 - Repetitive Call Waiting Tone: Yes
 - DID Busy Treatment: Attendant
 - Pull Transfer: Yes

- Update Transferred Ring Pattern: Yes
- Level of Tone Detection: Precise
- Wait Answer Supervision Timer: Yes
- Misoperation Alerting: Yes
- Allow conference via Flash: Yes
- Outpulse Without Tone: No
- Network Feedback During Tone Detection: No
- Intercept Treatment On Failed Trunk Transfers: Yes
- Station Tone Forward Disconnect: Intercept
- (Station-to-switch) Recall Timing:
- Flashhook Interval: Yes
- Upper Bound: 1000 ms
- Lower Bound: 200 ms

— System Parameter Country Options Administration

- Companding Mode: A-law
- Base Tone Generation Set: 4
- Tone Detection Mode: 1
- Digital Loss Plan: 4
- Interdigit Pause: short
- Analog Ringing Cadence: 4
- Analog Line Transmission: 4
- Customized Individual Tones

Analog Trunk Administration

- CO Trunks

— Trunk Group Screen

- Group Type: CO
- Direction: two-way
- Dial Access: Customer Option (No is recommended to avoid toll fraud) (Yes, for approval testing)
- Country: 4
- Trunk Gain: high
- Digit Absorption List: blank
- Prefix-1: No

- Trunk Type: loop-start or ground-start
- Outgoing Dial Type: tone
- Trunk Termination: rc (complex impedance)
- Disconnect Timing: 500 ms (This field will not be used with CPs that can accept the Incoming Disconnect and Outgoing Disconnect timers. Set these latter two timers from the Administrable Timers Screen.)
- Parameters based on loop length (which itself is not administrable)

Loop Length	Trunk Gain	Terminal Balance
short	low	y
long	high	y

- Auto Guard: no
- Call Still Held: no
- Receive Answer Supervision: no
- Answer Supervision Timeout: 10 (This sets both the CP firmware timer and software timer. Set to 0 for any trunk that will receive answer supervision.)
- Disconnect Supervision - In: no
- Disconnect Supervision - Out: (Selection is customer's choice.

— Trunk Group Administration screen (Timing)

Set the following timers from the Administrable Timers screen during administration of each trunk group. Select the following CO trunk timer values for this country:

- Incoming Disconnect: 50 ms
- Outgoing Disconnect: 50 ms
- Outgoing Dial Guard: 1000 ms
- Incoming Glare Guard: 200 ms
- Outgoing Glare Guard: 200 ms
- Ring Monitor Timer: 5200 ms
- Incoming Seizure: 500 ms
- Outgoing End-of-Dial: 10 sec
- Outgoing Seizure Response: 20 sec
- Programmed Dial Pause: 1500 ms

- Disconnect Signal Error: 255 sec (only Ground Start)
- Flash Length: 100 ms
- Outpulsing Information:
 - PPS: 10 pps
 - Make: 50 ms
 - Break: 50 ms
 - PPM: Yes
 - Frequency: 12kHz
- End to End Signaling
 - Tone: 350 ms (accept default)
- DID Trunks
 - Trunk Group screen
 - Group Type: DID
 - Country: 4
 - Trunk Type: immed-start
 - Incoming Dial Type: tone
 - Trunk Termination: rc (complex impedance)
 - Disconnect Timing: 500 ms (This field will not be used with CPs that can accept the Incoming Disconnect and Outgoing Disconnect timers. Set these latter two timers from the Administrable Timers Screen.)
 - Digit Treatment: blank
 - Digits: blank
 - Expected Digits: depends on system size and numbering plan
 - Terminal Balanced: yes
 - Extended Loop Range: (Used Only with TN459) no
 - Drop Treatment: silence
 - Trunk Gain: high
 - Disconnect Supervision: no
 - Incoming Rotary Timeout (sec): 5 sec (This field will not be used with CPs that can accept the Incoming Partial Dial timer. Set this timer from the Administrable Timers screen.)

— Trunk Group Administration screen (Timing)

Set the following timers from the Administrable Timers screen during administration of each trunk group. Select the following DID trunk timer values for this country:

- Incoming Disconnect: 500 ms
- Incoming Dial Guard: 50 ms
- Flash Length: 100 ms
- Incoming Incomplete Dial Alarm: 255 sec

■ Tie Trunks

The TN2140B is used for E&M trunks that may be administered as either Continuous or Discontinuous. This section lists the only valid administration combinations possible for these trunks.

Use the following administration for these types:

— Continuous T1

- Group Type: tie, tandem, access, aplt, or rlt
- Dial Access: Customer Option (No is recommended to avoid toll fraud) (Yes, for approval testing)
- Trunk Signaling Type: cont
- Trunk Type (in/out): cont/cont
- Send Release Ack: y
- Receive Release Ack: y
- Disconnect Supervision - In: no
- Disconnect Supervision - Out: (Selection is customer's choice.)
- Send Answer Supervision: n
- Receive Answer Supervision: n

— Continuous T2

- Group Type: tie, tandem, access, aplt, or rlt
- Trunk Signaling Type: cont
- Dial Access: Customer Option (No is recommended to avoid toll fraud) (Yes, for approval testing)
- Trunk Type (in/out): immed/immed
- Send Release Ack: y
- Receive Release Ack: y
- Disconnect Supervision - In: no

- Disconnect Supervision - Out: (Selection is customer's choice.)
- Send Answer Supervision: y
- Receive Answer Supervision: y

— Discontinuous T1

- Group Type: tie, tandem, access, aplt, or rlt
- Trunk Signaling Type: dis
- Dial Access: Customer Option (No is recommended to avoid toll fraud) (Yes, for approval testing)
- Trunk Type (in/out): immed/immed
- Send Release Ack: y
- Receive Release Ack: y
- Disconnect Supervision - In: no
- Disconnect Supervision - Out: (Selection is customer's choice.)
- Send Answer Supervision: n
- Receive Answer Supervision: n

— Discontinuous T2

- Group Type: tie, tandem, access, aplt, or rlt
- Trunk Signaling Type: dis
- Dial Access: Customer Option (No is recommended to avoid toll fraud) (Yes, for approval testing)
- Trunk Type (in/out): disc/disc
- Send Release Ack: n
- Receive Release Ack: n
- Disconnect Supervision - In: no
- Disconnect Supervision - Out: (Selection is customer's choice.)
- Send Answer Supervision: y
- Receive Answer Supervision: y

— Discontinuous T3

- Group Type: tie, tandem, access, aplt, or rlt
- Trunk Signaling Type: dis
- Dial Access: Customer Option (No is recommended to avoid toll fraud) (Yes, for approval testing)

- Trunk Type (in/out): disc/disc
- Send Release Ack: n
- Receive Release Ack: n
- Disconnect Supervision - In: no
- Disconnect Supervision - Out: (Selection is customer's choice.)
- Send Answer Supervision: n
- Receive Answer Supervision: n

— Discontinuous T5

- Group Type: tie, tandem, access, aplt, or rlt
- Trunk Signaling Type: dis
- Dial Access: Customer Option (No is recommended to avoid toll fraud) (Yes, for approval testing)
- Trunk Type (in/out): immed/immed
- Send Release Ack: n
- Receive Release Ack: n
- Disconnect Supervision - In: no
- Disconnect Supervision - Out: (Selection is customer's choice.)
- Send Answer Supervision: n
- Receive Answer Supervision: n

— Trunk Group Administration screen (Timing)

Set the following timers from the Administrable Timers screen during administration of each trunk group. Select the following Tie trunk timer values for this country:

- Incoming Disconnect: 300 ms (E&M cont)
- Outgoing Disconnect: 300 ms (E&M cont)
- Outgoing Dial Guard: 400 ms (E&M cont, dis)
- Incoming Glare Guard: 800 ms (E&M cont, dis)
- Outgoing Glare Guard: 1000 ms (E&M cont)
- Outgoing Glare Guard: 1200 ms (E&M dis)
- Outgoing Dial Pulse Rate (PPS): 10 pps
- Outgoing Rotary Digit Dial Make: 40 ms

**NOTE:**

If connected to a 20-pps system, then set the Outgoing Rotary Digit Dial Make and Outgoing Rotary Digit Dial Break times to 20 and 30 ms respectively.

- Outgoing Rotary Digit Dial Break: 60 ms
- Outgoing Rotary Dial Interdigit: 700 ms
- Incoming Seizure: 100 ms (E&M cont)
- Outgoing End-of-Dial: 10 sec
- Outgoing Seizure Response: 1 sec (E&M cont, dis)
- Disconnect Signal Error: 2 sec (E&M cont)
- Disconnect Signal Error: 1 sec (E&M dis)
- Incoming Partial Dial: 15 sec

Digital Trunk Administration

This section does not list all possible valid administrable combinations. Rather the most common or standard combination, compatible with public-network and Type Approval standards for each country, is presented:

- CO Trunks
 - DS1 Administration Screen
 - Circuit Pack: TN464F (Not entered as administrable item)
 - Bit Rate: 2.048
 - Interface Companding: A-law
 - Line Coding: HDB3
 - Signaling Mode: CAS
 - Country Protocol: 4
 - Interconnect: CO
 - CRC?: Yes
 - Idle Code: 01010100
 - Trunk Group Administration screen (Timing)
 - Digital trunk timing values should be set as for analog CO trunks.
- DID Trunks
 - DS1 Administration screen
 - Circuit Pack: TN464F
 - Bit Rate: 2.048

- Interface Companding: A-law
- Line Coding: HDB3
- Signaling Mode: CAS
- Country Protocol: 4
- Interconnect: CO
- CRC?: No
- Idle Code: 01010100

— Trunk Group Administration screen (Timing)

Digital trunk timing values should be set as for analog DID trunks.

■ Tie Trunks

— Non-ISDN Signaling Example (DS1 Administration screen)

- Group Type: tie
- Circuit Pack: TN464F
- Bit Rate: 2.048
- Interface Companding: A-law
- Line Coding: HDB3
- Signaling Mode: CAS
- Country Protocol: 4
- Interconnect: pbx
- CRC?: no
- Idle Code: 01010101

— Trunk Group Administration screen (Timing)

Set the following timers from the Administrable Timers screen during administration of each trunk group. Select the following Tie trunk timer values for this country:

- Incoming Disconnect: 50 ms
- Outgoing Disconnect: 50 ms
- Incoming Dial Guard: 70 ms
- Outgoing Dial Guard: 1000 ms
- Incoming Glare Guard: 200 ms
- Outgoing Glare Guard: 200 ms
- Outgoing Dial Pulse Rate (PPS): 10 pps
- Outgoing Rotary Digit Dial Make: 50 ms
- Outgoing Rotary Digit Dial Break: 50 ms

- Outgoing Rotary Dial Interdigit: 700 ms
- Incoming Seizure: 100 ms
- Outgoing Seizure Response: 60 sec
- Disconnect Signal Error: 255 sec
- Incoming Partial Dial: 6 sec

— ISDN-PRI (Private Network) Signaling (DS1 Administration screen)

This example assumes use of US Option 1 with facility associated signaling. Other feature options will require changes in one or more administered items.

- Circuit Pack: TN464F
- Bit Rate: 2.048
- Interface Companding: A-law
- Line Coding: HDB3
- Signaling Mode: isdn-pri
- Country Protocol: 4
- Connect: pbx
- Interface: user
- CRC: No
- Idle Code: 01010101
- Signaling Group screen
- Associated Signaling: Yes
- Primary D_Channel: xxxx16 (xxxx=>depends on CP physical location)

— Trunk Group Administration screen

- Group Type: isdn-pri
- Service Type: tie
- ISDN-PRI (Public Network) (DS1 Administration screen)
Temporary Signaling Connections and D-Channel Backup features must not be administered for E1 interfaces that use country protocol 13 (Italy).
- Circuit Pack: TN464F
- Bit Rate: 2.048
- Interface Companding: A-law
- Line Coding: HDB3
- Signaling Mode: isdn-pri

- Connect: Network
- Country Protocol: 13
- Protocol Version: a, for 1TR6 and b, for E-DSS1.
Protocol version selection depends on the type of public network service purchased by the customer
- CRC: yes
- Idle Code: 01010100
- Signaling Group screen
- Associated Signaling: Yes
- Primary D_Channel: xxxx16 (xxxx=>depends on CP physical location)

— Trunk Group Administration screen

- Group Type: isdn-pri
- COR: COR for isdn-pri public_ntwrk trunks must have a higher FRL than all Tie Trunks
- Service Type: public_ntwrk
- Overlap Receiving: yes, a must for DID trunk operation

Station Administration

The administrator can select "italian" on station administration and attendant administration to pick Italian as the display language for the corresponding display set user.

- 85XX Terminals

The 8510 terminal must be administered as a 7507 terminal to be able to use the 8510 terminal for both voice and data operation. If used for voice only operation, a terminal type of 8510D is sufficient. Aliasing a terminal type of 8510+ to a 7507 is preferable.

— Terminal Settings:

Each 8510 must be programed with the following parameters:

- Country Code = 6
- Companding Mode = a-law
- Transmit Value = +3
- Receive Value = -5
- Side Tone Value = 0
- Use the following programming sequence.
- 8510 Program Instructions: (items in brackets [] mean use that button) for setting the proper country code of 6.

Enter:

Value	Meaning
_____	_____
[MENU]	
[MUTE]	
2	program for
4	setting country option
6	country code 6
#	save value

For setting the proper transmission values for Italy (G3V3):

Enter:	
Value	Meaning
_____	_____
[MENU]	
[MUTE]	
2	program for
5	setting transmission values
2	a-law
#	save value and proceed to next step
3	transmit value of "+3" desired
*	toggle to select "+"
#	save value and proceed to next step
5	receive value of "-5" desired
*	toggle to select "-"
#	save value and proceed to next step
0	side tone value of "0" desired
#	save value and complete setup steps for both voice and data operation

The following values have been determined as a result of type approval.

- 84XX (94XX) Terminals
 - Aliasing the terminal types of 9403B to 8403B, 9410B to 8410B, 9410D to 8410D, and 9434D to 8434D is a preferable way of handling the administration for the 94XX family of terminals.
 - Terminal Parameters
 - Default Parameter Set: 4
 - Customize Parameters? n
 - The default parameters for selecting Italy country code 4 are as follows and ARE PROGRAMMED AUTOMATICALLY. These values are included as reference information only.
 - Display Mode: 1
 - DLI Voltage Level: auto
 - Handset Expander Enabled? n

— Primary Levels:

- Voice Transmit (dB): +14.0
- Voice Sidetone (dB): -25.0
- Voice Receive (dB): -5.0
- Touch Tone Sidetone (dB): -25.0
- Touch Tone Transmit (dB): -4.0

— Adjunct Levels

- Voice Transmit (dB): 0.0
- Voice Receive (dB): -2.0
- Voice Sidetone (dB): -14.5
- Touch Tone Sidetone (dB): -25.0

- 603/302B Terminals (nothing except for alias of 94XX to 84XX equivalent)

— Terminal Parameters

- Default Parameter Set: 4
- Customize Parameters? n

The default parameters for selecting Italy country code 4 are as follows and ARE PROGRAMMED AUTOMATICALLY with software load G3V3i.02.0.044.0 or later loads. These values are included as reference information only.

— Display Mode: 1

— DLI Voltage Level: auto

— Primary Levels:

- Voice Transmit (dB): +7.0
- Voice Sidetone (dB): -35.5
- Voice Receive (dB): -6.5
- Touch Tone Sidetone (dB): -25.0
- Touch Tone Transmit (dB): -4.0

Italy-Italtel

Table 38 shows the recommended circuit packs.

Table 38. Recommended and Available CPs in Italy-Italtel

Equipment	Equipment Type
Cabinet Type & Power	GAC-MCC DC-MCC AC-SCC AC-CSCC AC-CMC
AC Power Voltage & Freq	220V/50Hz
Ring Generator	20Hz
Tone Detector	> TN420C
Tone Clock	> TN780 TN419B
R2MFC Circuit	n/a
Speech Synthesizer	> TN433
Call Classifier	> TN2182B > TN744D
Announcement	#TN750C > TN750B
Analog DID Trunk	> TN2139
Analog CO Trunk (No PPM)	> n/a
Analog CO Trunk (w/PPM)	> TN2138
4 Wire Tie Trunk	#TN2140B TN2140
2 Wire Tie Trunk	> TN497
Auxiliary Trunk	> TN763D TN417
Digital CO/DID Trunk	> TN464F TN464E TN464D TN464C TN464B
Digital Tie Trunk	> TN464F TN464E TN464D TN464C TN464B
Digital PRI CO Trunk	n/a
Digital BRI Trunk	
Digital Converter PRI-DASS	
Digital Converter PRI-DPNSS	
Digital Converter PRI-BRI	
8 Port Analog Line	n/a
16 Port Analog Line	> TN2183 > TN2135
24 Port Analog Line	n/a

Continued on next page

Table 38. Recommended and Available CPs in Italy-Italtel — *Continued*

Equipment	Equipment Type
4 Wire Digital Line	> TN754B TN413
2 Wire Digital Line	> TN2181 TN2136
Data Line	> TN726B
BRI-U	
BRI-ST	

Feature Administration

The screen displays shown in this section were effective the date the type approval was awarded. The screens may have changed since that date.

Only those feature-related parameters that may have a Type Approval or basic connectivity implication for a particular country are listed here.

■ ARS/AAR Administration

To enable ARS administration, on the System-Parameters Customer-Options screen, set the `ARS` field to `y`. You also should check all ARS/AAR defaults. All default ARS analysis codes are deleted before dialed strings are added for routing when DEFINITY is installed outside of North America. Be aware that the default for the 10 digits cause dialing problems. In particular, the following call types (appear as ARS/AAR defaults) typically are not used in non-North American ARS/AAR tables:

fnpa:	North American numbers with an area code.
hnpa:	North American numbers without an area code.
svc:	North American numbers of the screen “x11”.

Lucent recommends only the following call types be used outside North America:

int:	For all international numbers.
natl:	For all national PN numbers.
pubu:	For all other external (that is, not extensions) numbers.

System Parameter Administration

Only those feature-related parameters that may have a Type Approval or basic connectivity implication for a particular country are listed here.

- Console Parameters Administration
 - Return Call Timeout (sec): 10 sec
- Feature-Related System Parameters Administration
 - Trunk-to-Trunk Transfer: Permitted by country's regulations - Selection is customer's choice.
 - Public Network Trunks on Conference Call: 5
 - Conference Parties With PNTs: 6
 - Conference Parties Without PNTs: 6
 - Line Intercept Tone Timer: 30
 - Night Service Disconnect Timer: 180 sec
 - Short Interdigit Timer: 3 sec
 - Unanswered DID Call Timer: 60
 - Auto-Hold: Yes ¹¹
 - Attendant Tone: Yes
 - Bridging Tone: No
 - Conference Tone: No
 - Intrusion Tone: Yes
 - Repetitive Call Waiting Tone: No
 - DID Busy Treatment: Attendant
 - Pull Transfer: No
 - Level of Tone Detection: Precise
 - Outpulse Without Tone: Yes
 - (Station-to-Switch) Recall Timing:
 - Flashhook Interval: Yes
 - Upper Bound: 1000 ms
 - Lower Bound: 200 ms
- Country Options Parameters
 - Companding Mode: A-law
 - Base Tone Generation Set: 4

- Tone Detection Mode: 1
- Interdigit Pause: short
- Digital Loss Plan: 4
- Analog Ringing Cadence: 4

Analog Trunk Administration

■ CO Trunks

— Trunk Group Screen

- Group Type: CO
- Country: 4
- Trunk Gain: high
- Direction: two-way
- Digit Absorption List: blank
- Prefix-1: No
- Trunk Type: loop-start or ground-start
- Outgoing Dial Type: tone
- Trunk Termination: rc (complex impedance)
- Auto Guard: no
- Dial Access: yes
- Call Still Held: no
- Terminal Balanced: yes
- Receive Answer Supervision: no
- Answer Supervision Timeout: 10 (This sets both the CP firmware timer and software timer. This should be set to 0 for any trunk that will receive answer supervision.)
- Disconnect Supervision - In: no
- Disconnect Supervision - Out: Selection is customer's choice.
- Disconnect Timing: 500 ms (This field will not be used with CPs that can accept the Incoming Disconnect and Outgoing Disconnect timers. Set these latter two timers from the Administrable Timers Screen.)

— Trunk Group Administration Screen (Timing)

Set the following timers from the Administrable Timers screen during administration of each trunk group. Select the following CO trunk timer values for this country:

- Incoming Disconnect: 50 ms
- Outgoing Disconnect: 50 ms
- Incoming Dial Guard: 70 ms
- Outgoing Dial Guard: 1000 ms
- Incoming Glare Guard: 200 ms
- Outgoing Glare Guard: 200 ms
- Outgoing Dial Pulse Rate (PPS): 10 pps
- Outgoing Rotary Digit Dial Make: 50 ms
- Outgoing Rotary Digit Dial Break: 50 ms
- Outgoing Rotary Dial Interdigit: 700 ms
- Ring Monitor Timer: 5200 ms
- Incoming Seizure: 500 ms
- Outgoing End-of-Dial: 10 sec
- Outgoing Seizure Response: 60 sec
- Programmed Dial Pause: 1500 ms
- Disconnect Signal Error: 255 sec
- End-To-End Signaling Tone: 350 ms (accept default)
- Flash Length: 100 ms
- PPM: Yes
- Frequency: 12kHz
- DID Trunks
 - Trunk Group Screen
 - Group Type: DID
 - Country: 4
 - Trunk Gain: high
 - Digit Absorption List: blank
 - Incoming Dial Type: tone
 - Trunk Type: immed-start
 - Trunk Termination: rc (complex impedance)
 - Disconnect Supervision: no
 - Disconnect Timing: 500 ms (This field will not be used with CPs that can accept the Incoming Disconnect and Outgoing Disconnect timers. Set these latter two timers from the Administrable Timers Screen.)

- Digit Treatment: blank
- Digits: blank
- Expected Digits: depends on system size and numbering plan
- Terminal Balanced: yes
- Extended Loop Range: (Used Only with TN459) no
- Drop Treatment: silence
- Incoming Rotary Timeout (sec): 5 sec (This field will not be used with CPs that can accept the Incoming Partial Dial timer. Set this timer from the Administrable Timers Screen.)

— Trunk Group Administration Screen (Timing)

Set the following timers from the Administrable Timers screen during administration of each trunk group. Select the following DID trunk timer values for this country:

- Incoming Disconnect: 500 ms
- Incoming Dial Guard: 50 ms
- Incoming Partial Dial: 6 sec
- Incoming Incomplete Dial: 255 sec
- Flash Length: 100 ms

■ Tie Trunks

The TN2140 is used for E&M trunks that may be administered as either Continuous or Discontinuous. This section lists the only valid administration combinations possible for these trunks.

Use the following administration for these types:

— Continuous T1

- Group Type: tie, tandem, access, aplt, or rlt
- Trunk Signaling Type: cont
- Trunk Type (in/out): cont/cont
- Send Release Ack: y
- Receive Release Ack: y
- Send Answer Supervision: n
- Receive Answer Supervision: n

— Continuous T2

- Group Type: tie, tandem, access, aplt, or rlt
- Trunk Signaling Type: cont
- Trunk Type (in/out): immmed/immmed

- Send Release Ack: y
- Receive Release Ack: y
- Send Answer Supervision: y
- Receive Answer Supervision: y

— Discontinuous T1

- Group Type: tie, tandem, access, aplt, or rlt
- Trunk Signaling Type: dis
- Trunk Type (in/out): immed/immed
- Send Release Ack: y
- Receive Release Ack: y
- Send Answer Supervision: n
- Receive Answer Supervision: n

— Discontinuous T2

- Group Type: tie, tandem, access, aplt, or rlt
- Trunk Signaling Type: dis
- Trunk Type (in/out): disc/disc
- Send Release Ack: n
- Receive Release Ack: n
- Send Answer Supervision: y
- Receive Answer Supervision: y

— Discontinuous T3

- Group Type: tie, tandem, access, aplt, or rlt
- Trunk Signaling Type: dis
- Trunk Type (in/out): immed/immed
- Send Release Ack: n
- Receive Release Ack: n
- Send Answer Supervision: y
- Receive Answer Supervision: y

— Discontinuous T4

- Group Type: tie, tandem, access, aplt, or rlt
- Trunk Signaling Type: dis
- Trunk Type (in/out): disc/disc
- Send Release Ack: n

- Receive Release Ack: n
- Send Answer Supervision: n
- Receive Answer Supervision: n

— Discontinuous T5

- Group Type: tie, tandem, access, aplt, or rlt
- Trunk Signaling Type: dis
- Trunk Type (in/out): immed/immed
- Send Release Ack: n
- Receive Release Ack: n
- Send Answer Supervision: n
- Receive Answer Supervision: n

If the TN497 is used as tie trunk interface CP, set Group Type and Signaling Type fields as follows:

- Group Type: tie
- Signaling Type: tge, tgu or tgi

— Trunk Group Administration Screen (Timing)

Set the following timers from the Administrable Timers screen during administration of each trunk group. Select the following tie trunk timer values for this country:

- Incoming Disconnect: 300 ms (E&M cont)
- Outgoing Disconnect: 300 ms (E&M cont)
- Outgoing Dial Guard: 400 ms (E&M cont, dis)
- Incoming Glare Guard: 800 ms (E&M cont, dis)
- Outgoing Glare Guard: 1000 ms (E&M cont) Outgoing Glare Guard: 1200 ms (E&M dis)
- Outgoing Dial Pulse Rate (PPS): 10 pps
- Outgoing Rotary Digit Dial Make: 40 ms ¹²
- Outgoing Rotary Digit Dial Break: 60 ms
- Outgoing Rotary Dial Interdigit: 700 ms
- Incoming Seizure: 100 ms (E&M cont)
- Outgoing End-of-Dial: 10 sec
- Outgoing Seizure Response: 1 sec (E&M cont, dis)

- Disconnect Signal Error: 2 sec (E&M cont) Disconnect Signal Error: 1 sec (E&M dis)
- Incoming Partial Dial: 15 sec

Digital Trunk Administration

This section does not list all possible valid administrable combinations. Rather the most common or standard combination, compatible with public-network and Type Approval standards for each country, is presented:

- CO Trunks
 - DS1 Administration Screen
 - Circuit Pack: TN464D (Not entered as administrable item; TN464C from upgrades)
 - Bit Rate: 2.048
 - Interface Companding: A-law
 - Line Coding: HDB3
 - Signaling Mode: CAS
 - Country Protocol: 4
 - Interconnect: CO
 - CRC?: No
 - Idle Code: 01010100
 - Trunk Group Administration Screen (Timing) Digital trunk timing values should be set as for analog CO trunks.
- DID Trunks
 - DS1 Administration Screen
 - Circuit Pack: TN464D (or TN464C,B)
 - Bit Rate: 2.048
 - Interface Companding: A-law
 - Line Coding: HDB3
 - Signaling Mode: CAS
 - Country Protocol: 4
 - Interconnect: CO
 - CRC?: No
 - Idle Code: 01010100
 - Trunk Group Administration Screen (Timing) Digital trunk timing values should be set as for analog DID trunks.

- Tie Trunks

- Non-ISDN Signaling Example (DS1 Administration screen)

- Group Type: tie
- Circuit Pack: TN464D (or TN464C,B)
- Bit Rate: 2.048
- Interface Companding: A-law
- Line Coding: HDB3
- Signaling Mode: CAS
- Country Protocol: 4
- Interconnect: pbx
- CRC?: no
- Idle Code: 01010101

- Trunk Group Administration Screen (Timing)

Set the following timers from the Administrable Timers screen during administration of each trunk group. Select the following tie trunk timer values for this country:

- Incoming Disconnect: 50 ms
- Outgoing Disconnect: 50 ms
- Incoming Dial Guard: 70 ms
- Outgoing Dial Guard: 1000 ms
- Incoming Glare Guard: 200 ms
- Outgoing Glare Guard: 200 ms
- Outgoing Dial Pulse Rate (PPS): 10 pps
- Outgoing Rotary Digit Dial Make: 50 ms
- Outgoing Rotary Digit Dial Break: 50 ms
- Outgoing Rotary Dial Interdigit: 700 ms
- Incoming Seizure: 100 ms
- Outgoing Seizure Response: 60 sec
- Disconnect Signal Error: 255 sec
- Incoming Partial Dial: 6 sec

- ISDN-PRI (Private Network) Signaling

This example assumes use of US Option 1 with facility associated signaling. Other feature options will require changes in one or more administered items.

- DS1 Administration screen
 - Circuit Pack: TN464D (or TN464C,B from upgrades)
 - Bit Rate: 2.048
 - Interface Companding: A-law
 - Line Coding: HDB3
 - Signaling Mode: isdn-pri
 - Country Protocol: 4
 - Connect: pbx
 - Interface: user
 - CRC: No
 - Idle Code: 01010101
- Signaling Group screen
 - Associated Signaling: Yes
 - Primary D_Channel: xxxx16 (xxxx=>depends on CP physical location)
- Trunk Group Administration screen
 - Group Type: isdn-pri
 - Service Type: tie
- ISDN-PRI (Public Network) Not available in this country.

Japan

[Table 39](#) shows the recommended circuit packs.

Table 39. Recommended and Available CPs in Japan

Equipment	Equipment Type
Cabinet Type & Power	GAC-MCC AC-MCC DC-MCC AC-SCC DC-SCC AC-CSCC AC-CMC
AC Power Voltage & Freq	100V/50Hz 100V/60Hz 200V/50Hz 200V/60Hz
Ring Generator	20Hz
Tone Detector	> TN2182B > TN744D TN748D TN756
Tone Clock	> TN2182B TN780 TN756
R2MFC Circuit	n/a
Speech Synthesizer	> TN725B
Call Classifier	> TN744D
Announcement	TN750C TN750B TN750
Analog DID Trunk	> TN429B
Analog CO Trunk (No PPM)	> TN429B TN465
Analog CO Trunk (w/PPM)	n/a
4 Wire Tie Trunk	> TN760D
2 Wire Tie Trunk	> TN439
Auxiliary Trunk	> TN763D TN763C
Digital CO/DID Trunk	> TN464F TN464E TN464D TN464C TN767
Digital Tie Trunk	> TN464F TN464E TN464D TN464C TN767 TN2242
Digital PRI CO Trunk	> TN464F TN464E TN464D TN464C TN2242
Digital BRI Trunk	> TN2185
Digital Converter PRI-DASS	
Digital Converter PRI-DPNSS	
Digital Converter PRI-BRI	
8 Port Analog Line	TN742

Continued on next page

Table 39. Recommended and Available CPs in Japan — Continued

Equipment	Equipment Type
16 Port Analog Line	> TN746B TN479
24 Port Analog Line	TN2793
4 Wire Digital Line	> TN754B
2 Wire Digital Line	#TN2224 > TN2181
Data Line	> TN726B
BRI-U Line	
BRI-ST Line	

Feature Administration

The screen displays shown in this section were effective the date the type approval was awarded. The screens may have changed since that date.

Only those feature-related parameters that may have a Type Approval or basic connectivity implication for a particular country are listed here.

■ ARS/AAR Administration

To enable ARS administration, on the System-Parameters Customer-Options screen, set the `ARS` field to `y`. You also should check all ARS/AAR defaults. All default ARS analysis codes are deleted before dialed strings are added for routing when DEFINITY is installed outside of North America. Be aware that the default for the 10 digits cause dialing problems. In particular, the following call types (appear as ARS/AAR defaults) typically are not used in non-North American ARS/AAR tables:

fnpa:	North American numbers with an area code.
hnpa:	North American numbers without an area code.
svc:	North American numbers of the screen “x11”.

Luccent recommends only the following call types be used outside North America:

int:	For all international numbers.
natl:	For all national PN numbers.
pubu:	For all other external (that is, not extensions) numbers.

System Parameter Administration

Only those feature-related parameters that may have a Type Approval or basic connectivity implication for a particular country are listed here.

- Feature-Related System Parameters Administration
 - Trunk-to-Trunk Transfer: Permitted by country's regulations - Selection is customer's choice.
 - Public Network Trunks on Conference Call: 5
 - Conference Parties With PNTs: 6
 - Conference Parties Without PNTs: 6
 - Line Intercept Tone Timer: 30
 - Night Service Disconnect Timer: 180 sec
 - Short Interdigit Timer: 3 sec
 - Unanswered DID Call Timer: 60
 - Auto-Hold: Yes ¹³
 - Attendant Tone: Yes
 - Bridging Tone: No
 - Conference Tone: No
 - Intrusion Tone: Yes
 - Repetitive Call Waiting Tone: No
 - DID Busy Treatment: Attendant
 - Pull Transfer: No
 - Level of Tone Detection: Broadband
 - Outpulse Without Tone: Yes
 - (Station-to-switch) Recall Timing:
 - Flashhook Interval: Yes

13. Although not a Type Approval issue, this represents the convention for this country.

- Upper Bound: 1000 ms
- Lower Bound: 200 ms
- Country Options Parameters
 - Companding Mode: mu-law
 - Base Tone Generation Set: 3
 - Tone Detection Mode: default
 - Interdigit Pause: default
 - Digital Loss Plan: 3
 - Analog Ringing Cadence: 3

Analog Trunk Administration

- CO Trunks
 - Trunk Group Screen
 - Group Type: CO
 - Country Code: 3
 - Trunk Gain: high
 - Direction: two-way
 - Digit Absorption List: blank
 - Prefix-1: No
 - Trunk Type: loop-start
 - Outgoing Dial Type: tone
 - Trunk Termination: rc (complex impedance)
 - Auto Guard: no
 - Dial Access: Yes
 - Call Still Held: no
 - Terminal Balanced: yes
 - Receive Answer Supervision: no
 - Answer Supervision Timeout: 10 (This sets both the CP firmware timer and software timer. Set to 0 for any trunk that will receive answer supervision.)
 - Disconnect Supervision - In: no

- Disconnect Supervision - Out: Selection is customer's choice.
- Disconnect Timing: 500 msec (This field will not be used with CPs that can accept the Incoming Disconnect and Outgoing Disconnect timers. Set these latter two timers from the Administrable Timers Screen.)

— Trunk Group Administration Screen (Timing)

Set the following timers from the Administrable Timers screen during administration of each trunk group. Select the following CO trunk timer values for this country:

- Incoming Disconnect: 500 ms
- Outgoing Disconnect: 500 ms
- Outgoing Dial Guard: 1600 ms
- Incoming Glare Guard: 1500 ms
- Outgoing Glare Guard: 1500 ms
- Outgoing Dial Pulse Rate (PPS): 10 pps
- Outgoing Rotary Digit Dial Make: 35 ms
- Outgoing Rotary Digit Dial Break: 65 ms
- Outgoing Rotary Dial Interdigit: 800 ms
- Ring Monitor Timer: 5200 ms
- Incoming Seizure: 500 ms
- Outgoing End-of-Dial: 10 sec
- Outgoing Seizure Response: 240 sec
- Programmed Dial Pause: 1500 ms
- Disconnect Signal Error: 240 sec
- End-To-End Signaling Pause: 150 ms (accept default)
- End-To-End Signaling Tone: 350 ms (accept default)
- Flash Length: 100 ms
- PPM: no

■ DID Trunks

— Trunk Group Screen

- Group Type: DID
- Country: 3
- Trunk Gain: high
- Digit Absorption List: blank

- Incoming Dial Type: tone
- Trunk Type: loop-start
- Trunk Termination: rc (complex impedance)
- Disconnect Supervision: no
- Disconnect Timing: 500 msec (This field will not be used with CPs that can accept the Incoming Disconnect and Outgoing Disconnect timers. Set these latter two timers from the Administrable Timers Screen.)
- Digit Treatment: blank
- Digits: blank
- Expected Digits: depends on system size and numbering plan
- Terminal Balanced: yes
- Extended Loop Range: (Used Only with TN459) no
- Drop Treatment: silence
- Incoming Rotary Timeout (sec): 5 sec (This field will not be used with CPs that can accept the Incoming Partial Dial timer. Set this timer from the Administrable Timers Screen.)

— Trunk Group Administration Screen (Timing)

Set the following timers from the Administrable Timers screen during administration of each trunk group. Select the following DID trunk timer values for this country:

- Incoming Disconnect: 500 ms
 - Incoming Dial Guard: 50 ms
 - Incoming Partial Dial: 18 sec
 - Incoming Incomplete Dial: 255 sec
 - Flash Length: 100 ms
- Tie Trunks

No special Type Approval regulations apply. Tie trunks are administered on a case-by-case basis.

Digital Trunk Administration

This section does not list all possible valid administrable combinations. Rather the most common or standard combination, compatible with public-network and Type Approval standards for each country, is presented:

- CO Trunks

Not available in this country.

- DID Trunks

Not available in this country.

- Tie Trunks

- Non-ISDN Signaling Example (DS1 Administration Screen)

- Circuit Pack: TN464D (or TN464C, TN767)
 - Bit Rate: 1.544
 - Interface Companding: mu-law
 - Line Coding: B8ZS
 - Line Compensation: 1
 - Framing Mode: esf
 - Signaling Mode: common-chan
 - Country Protocol: 1
 - CRC?: no
 - Idle Code: 11111111 (Idle code must contain at least 3 ones. Accept default.)
 - DMI-BOS? Yes

- CAS Example (DS1 Administration Screen)

- Circuit Pack: TN2242
 - Bit Rate: 2.048
 - Interface Companding: mu-law
 - Line Coding: cmi
 - Signaling Mode: cas
 - Country Protocol: 3
 - Idle Code: 11111111 (Idle code must contain at least 3 ones. Accept default.)

- ISDN-PRI (Private Network) Signaling

This example assumes use of US Option 1 with facility associated signaling. Other feature options will require changes in one or more administered items.

- DS1 Administration screen

- Circuit Pack: TN464D (or TN464C from upgrades)
 - Bit Rate: 2.048
 - Interface Companding: A-law
 - Line Coding: HDB3
 - Signaling Mode: isdn-pri

- Country Protocol: 1
- Connect: pbx
- Interface: user
- CRC: No
- Idle Code: 11111111
- DS1 Administration screen
 - Circuit Pack: TN2242
 - Interface Companding: mu-law
 - Line Coding: cmi
 - Signaling Mode: isdn-pri
 - Country Protocol: 3
 - Connect: pbx
 - Interface: user
 - Idle Code: 11111111
 - D-Channel: 1-3D (must match Signaling Group screen)
- Signaling Group screen
 - Associated Signaling: Yes
 - Primary D_Channel: xxxx16 (xxxx=>depends on CP physical location)
- Signaling Group screen
 - Associated Signaling: Yes
 - Primary D_Channel: xxxxyy (xxxx=>depends on CP physical location; yy=>depends on D-channel administered on DS1 screen)
- Trunk Group Administration screen
 - Group Type: isdn-pri
 - Service Type: tie
- ISDN-PRI (Public Network)
- DS1 Administration screen
 - Circuit Pack: TN464C
 - Bit Rate: 1.544
 - Interface Companding: mu-law
 - Line Coding: B8ZS
 - Line Compensation: 1

- Framing Mode: esf
- Signaling Mode: isdn-pri
- Country Protocol: 3
- Connect: Network
- DMI-BOS? Yes
- Idle Code: 11111111
- Signaling Group screen
 - Associated Signaling: Yes
 - Primary D_Channel: xxxx16 (xxxx=>depends on CP physical location)
- Trunk Group Administration screen
 - Group Type: isdn-pri
 - Service Type: public_ntwrk

2Mbit Trunk (TN2242)

The following outlines the required administration parameters for this interface to operate in Japan.

- Trunk Group screen
 - Trunk Type (in/out): wink, delay, immed (all permutations)
 - Trunk Signaling Type: blank
 - Answer Supervision Timeout: 0
 - Receive Answer Supervision: y
 - Disconnect Supervision-In: y
 - Disconnect Supervision-Out: y
 - Incoming Dial Type: tone, rotary, mf (to other DEFINITYs only)
 - Wink Timer (msec): 300 (when the Trunk Type (in/out) field is wink), 4500 (when the Trunk Type (in/out) field is delay)
- Trunk Group Administration screen (Timing)
 - Incoming Disconnect (msec): 100
 - Incoming Glare Guard (msec): 800 or higher
 - Incoming Dial Guard (msec): 10
 - Incoming Partial Dial (sec): 18
 - Incoming Incomplete Dial Alarm (sec): 25 or higher
 - PPS: 10, 20

- Make (msec): 35 (when the PPS field is 10), 15 (when the PPS field is 20)
- Break (msec): 65 (when the PPS field is 10), 35 (when the PPS field is 20)
- Outgoing Disconnect (msec): 100
- Outgoing Glare Guard (msec): 800 or higher
- Outgoing Rotary Dial Interdigit (msec): 800
- Outgoing Seizure Response (sec): 5

Incoming Call Line Identification on Analog Trunks

Incoming Call Line Identification (ICLID) provides you with the calling party name and number received from the central office (CO). This occurs on a CO loop-start, DID, or DIOD trunk in Japan.

How to Administer ICLID

To start ICLID, perform the following:

1. On System-Parameters Customer-Options form, set the Analog Trunk Incoming Call ID field to **y**.
2. On Trunk Group form, set the:
 - Group Type field to **co**, **did**, or **diod**.
 - Receive Analog Incoming Call ID field to **NTT**.
 - Direction field is **incoming** or **two-way**.
3. On Administrable Timers section, set the Incoming Seizure (msec) to **120**.

To stop ICLID, perform the following:

1. On System-Parameters Customer-Options form, set the Analog Trunk Incoming Call ID field to **n**.
2. On Trunk Group form, set the Receive Analog Incoming Call ID field to **disable**.

Hardware Requirement

TN429D CO Trunk circuit pack or later configuration

Detailed Description

In the US, the CO sends both calling party name and number, if they are available; in Japan, the CO sends only the calling party number.

Display of calling party information works with all DEFINITY ECS digital voice terminals (DCP and BRI) equipped with a 40-character or 32-character alphanumeric display. The analog voice terminals supported are the 7315H and 7317H series (System 25/MERLIN sets supported by DEFINITY).

For the ICLID on analog trunks, DEFINITY ECS stores and displays 15 characters of name and number information. If a name/number is longer than 15 characters, the name/number truncates to 15 characters.

In the absence of caller ID information, or in the case of a CO transmission error, the trunk group name and trunk access code display.

Interactions

■ Attendant Display Features

A redirected call to either the attendant or attendant queue causes the display on the attendant's station to read similar to that of the connected party station display.

■ Automatic Display of Incoming Call Identification

If a new call comes in while the station user is off-hook and connected to a call, the display automatically shows the new incoming call identity for 30 seconds. After 30 seconds, the display returns to the selected call. If the call redirects after a few rings, the display returns to the selected call. If an incoming call drops and that call currently displays, the display returns to the selected call.

■ Bridged Call

Incoming call identity displays on both the primary station and the bridged station.

■ Call Forwarding

Forwarded-From Station Display — no information displays on the called principal's station.

Forwarded-To Station Display — shows the identity of the calling and called party and the reason (R) code. If the forwarded-to station is on a different switch, the called party information does not forward.

■ Call Pickup

Called Party Station Display — shows the calling party's identity.

Answering Party Station Display — If Call Pick-Up answers an ICLID call, the display shows both the calling party and the called principal's identities.

- **Call Coverage**

Called Principal's Display — The called principal's display shows the calling party's identity until the coverage party answers the call. If the coverage party answers the call, the principal's station display becomes blank. If the called principal temporarily bridges in after the coverage party answers the call, then the coverage party and the called principal's displays change to indicate a conference call.

Coverage User Station Display — The coverage user's station display shows the same display as the connected party station display.

- **Call Vector Routing**

When an ICLID call coming from analog trunks transfers to a Vector Directory Number (VDN), the incoming calling number is directed to VDN so call vector routing can be based on the ICLID information.

The ANI received for the incoming call (via inband or ISDN) forwards with a route-to step over a trunk that supports ANI delivery (inband or ISDN).

- **DCS Feature Interaction**

If the DEFINITY ECS has both DCS and ISDN display features, the ICLID information displays in DCS formats.

- **Hold**

When activated, the display becomes blank. The party activating the Hold reads the newly connected party's identity. The held station's display remains unchanged. When the party unholds, the display refreshes to indicate the call's current state.

- **Malicious Call Trace**

When activated for a particular call, MCT displays incoming calling numbers to controller stations.

- **Tandem Operations**

The calling party name/number passes to the terminating switch over ISDN trunks with DCS+.

- **Transfer**

When an ICLID call transfers, the display of the transferred-from station becomes blank. The transferred-to station displays the identity of the transferred-from party if the transfer is not yet completed. Once the transfer completes, the transferred-to station displays the identity of the calling party.

Macedonia

[Table 40](#) shows the recommended circuit packs.

Table 40. Recommended and Available CPs in Macedonia

Equipment	Equipment Type
Cabinet Type & Power	GAC-MCC AC-MCC DC-MCC AC-SCC DC-SCC AC-CSCC
AC Power Voltage & Freq	220V/50Hz
Ring Generator	20Hz
Tone Detector	> TN2182B > TN744D
Tone Clock	> TN2182B
R2MFC Circuit	
Speech Synthesizer	> TN457
Call Classifier	> TN744D
Announcement	TN750C TN750B
Analog DID Trunk	
Analog CO Trunk (No PPM)	
Analog CO Trunk (w/PPM)	
4 Wire Tie Trunk	
2 Wire Tie Trunk	
Auxiliary Trunk	
Digital CO/DID Trunk	> TN464Fv5
Digital Tie Trunk	> TN464Fv5
Digital PRI CO Trunk	
Digital BRI Trunk	
Digital Converter PRI-DASS	
Digital Converter PRI-DPNSS	
Digital Converter PRI-BRI	
8 Port Analog Line	n/a
16 Port Analog Line	> TN746B
24 Port Analog Line	n/a

Continued on next page

Table 40. Recommended and Available CPs in Macedonia — *Continued*

Equipment	Equipment Type
4 Wire Digital Line	> TN754B
2 Wire Digital Line	#TN2224 > TN2181
Data Line	> TN726B
BRI-U Line	
BRI-ST Line	

Malaysia

[Table 41](#) shows the recommended circuit packs.

Table 41. Recommended and Available CPs in Malaysia

Equipment	Equipment Type
Cabinet Type & Power	GAC-MCC DC-MCC AC-SCC DC-SCC AC-CSCC AC-CMC
AC Power Voltage & Freq	240V/50Hz
Ring Generator	20Hz
Tone Detector	> TN2182B > TN744D
Tone Clock	> TN2182B TN780
R2MFC Circuit	> TN744D TN744B
Speech Synthesizer	> TN725B TN457
Call Classifier	> TN744D
Announcement	TN750C TN750B
Analog DID Trunk	TN753
Analog CO Trunk (No PPM)	> TN747B
Analog CO Trunk (w/PPM)	#TN465C
4 Wire Tie Trunk	> TN760D
2 Wire Tie Trunk	n/a
Auxiliary Trunk	> TN763D
Digital CO/DID Trunk	> TN2464
Digital Tie Trunk	> TN2464
Digital PRI CO Trunk	TN2464
Digital BRI Trunk	TN2185
Digital Converter PRI-DASS	n/a
Digital Converter PRI-DPNSS	n/a
Digital Converter PRI-BRI	
8 Port Analog Line	n/a
16 Port Analog Line	> TN746B
24 Port Analog Line	n/a

Continued on next page

Table 41. Recommended and Available CPs in Malaysia

Equipment	Equipment Type
4 Wire Digital Line	> TN754C
2 Wire Digital Line	#TN2214 > TN2181
Data Line	> TN726B
BRI-U Line	
BRI-ST Line	

Continued on next page

Trunk Group Administration

CO Trunk Group Administration

Page1 of 10

TRUNK GROUP

Group Number: 1

Group Name: OUTSIDE CALL

Direction: two-way

Dial Access? y

Queue Length: 0

Comm Type: voice

Prefix-1? y

Group Type: co

COR: 50

Outgoing Display? n

Busy Threshold: 99

Country: 6

Trunk Flash? n

CDR Reports: y

TN: 1

TAC: 801

Night Service: 200

Incoming Destination: 200

Digit Absorption List:

Toll Restricted? n

TRUNK PARAMETERS

Trunk Type: loop-start

Outgoing Dial Type: tone

Trunk Termination: 600ohm

Auto Guard? n

Terminal Balanced? y

Cut-Through? n

Disconnect Timing(msec): 500

Call Still Held? n

Trunk Gain: high

Sig Bit Inversion: none

Disconnect Supervision - In? n Out? n

Answer Supervision Timeout: 10

Cyclical Hunt? n

Receive Answer Supervision? n

TRUNK FEATURES

ACA Assignment? n	Measured: none	Maintenance Tests? y
Data Restriction? n		
Abandoned Call Search? n		
Suppress # Outpulsing? n		
Charge Conversion: 1		
Decimal Point: none		
Currency Symbol:		
Charge Type: units		

TRUNK GROUP

ADMINISTRABLE TIMERS

Incoming Disconnect(msec): 500	Outgoing Disconnect (msec): 500
	Outgoing Dial Guard (msec): 1600
Incoming Glare Guard (msec): 1500	Outgoing Glare Guard (msec): 1500
	Outgoing Rotary Dial Interdigit (msec): 800
Ringing Monitor (msec): 5200	Incoming Seizure (msec): 50
Outgoing End of Dial (sec): 10	Outgoing Seizure Response (sec): 5
Programmed Dial Pause (msec): 1500	
Flash Length(msec): 540	

END TO END SIGNALING

Tone (msec): 350	Pause (msec): 150
------------------	-------------------

OUTPULSING INFORMATION

PPS: 10	Make (msec): 35	Break (msec): 65	PPM? n
---------	-----------------	------------------	--------

System Parameters Country-Options

Page1 of 21

SYSTEM PARAMETERS COUNTRY-OPTIONS

Companding Mode: Mu-LawBase Tone Generator Set: 1
440Hz PBX-dial Tone? n440Hz Secondary-dial Tone? n
Digital Loss Plan: 6
Analog Ringing Cadence: 6Set Layer 1 timer T1 to 30 seconds? n
Analog Line Transmission: 2Enhanced 84xx Display Character Set? n

TONE DETECTION PARAMETERS

Tone Detection Mode: 6
Interdigit Pause: short

Page2 of 21

SYSTEM PARAMETERS COUNTRY-OPTIONS

Tone Name	Cadence Step	Tone (Frequency/Level)	Duration(msec):
secondary-dial	1:	425/-11.0	200
	2:		
	3:		
	4:		
	5:		
	6:		
	7:		
	8:		
	9:		
	10:		
	11:		
	12:		
	13:		
	14:		
	15:		

SYSTEM PARAMETERS COUNTRY-OPTIONS

Tone Name	Cadence	Tone	
	Step	(Frequency/Level)	
ringback	1:	42/-11.0	Duration(msec): 400
	2:	silence	Duration(msec): 200
	3:	425/-11.0	Duration(mc): 400
	4:	silence	Duration(msec): 2000
	5:	goto	Step: 1
	6:		
	7:		
	8:		
	9:		
	10:		
	11:		
	12:		
	13:		
	14:		
	15:		

Mexico

[Table 42](#) shows the recommended circuit packs.


Table 42. Recommended and Available CPs in Mexico

Equipment	Equipment Type
Cabinet Type & Power	GAC-MCC AC-MCC DC-MCC AC-SCC DC-SCC AC-CSCC AC-CMC
AC Power Voltage & Freq	127V/60Hz 220V/60Hz
Ring Generator	20Hz
Tone Detector	> TN2182B > TN744D TN748D TN756
Tone Clock	> TN2182B TN780 TN756
R2MFC Circuit	> TN744D TN744B
Speech Synthesizer	> TN725B
Call Classifier	> TN744D
Announcement	TN750C TN750B TN750
Analog DID Trunk	n/a
Analog CO Trunk (No PPM)	> TN747B
Analog CO Trunk (w/PPM)	#TN465C > TN465B
4 Wire Tie Trunk	> TN760D
2 Wire Tie Trunk	
Auxiliary Trunk	> TN763D TN763C
Digital CO/DID Trunk	> TN464F
Digital Tie Trunk	> TN464F TN464E TN464D TN464C
Digital PRI CO Trunk	n/a
Digital BRI Trunk	
Digital Converter PRI-DASS	
Digital Converter PRI-DPNSS	
Digital Converter PRI-BRI	
8 Port Analog Line	TN742
16 Port Analog Line	> TN746B
24 Port Analog Line	n/a

Continued on next page

Table 42. Recommended and Available CPs in Mexico — *Continued*

Equipment	Equipment Type
4 Wire Digital Line	> TN754B
2 Wire Digital Line	#TN2224 > TN2181
Data Line	> TN726B
BRI-U Line	
BRI-ST Line	

 **NOTE:**
A-law companding is the national standard in Mexico. However, Mu-law is used internally to the system for service circuits and analog lines. Network interfaces are configured as A-law if required.

Feature Administration

The screen displays shown in this section were effective the date the type approval was awarded. The screens may have changed since that date.

Only those feature-related parameters that may have a Type Approval or basic connectivity implication for a particular country are listed here.

- **ARS/AAR Administration**
To enable ARS administration, on the System-Parameters Customer-Options screen, set the `ARS` field to **y**. You also should check all ARS/AAR defaults. All default ARS analysis codes are deleted before dialed strings are added for routing when DEFINITY is installed outside of North America. Be aware that the default for the 10 digits cause dialing problems. In particular, the following call types (appear as ARS/AAR defaults) typically are not used in non-North American ARS/AAR tables:

fnpa:	North American numbers with an area code.
hnpa:	North American numbers without an area code.
svc:	North American numbers of the screen “x11”.

Lucent recommends only the following call types be used outside North America:

int:	For all international numbers.
natl:	For all national PN numbers.
pubu:	For all other external (that is, not extensions) numbers.

System Parameter Administration

Only those feature-related parameters that may have a Type Approval or basic connectivity implication for a particular country are listed here.

- Feature-Related System Parameters Administration
 - Trunk-to-Trunk Transfer: Permitted by country's regulations - Selection is customer's choice.
 - Public Network Trunks on Conference Call: 5
 - Conference Parties With PNTs: 6
 - Conference Parties Without PNTs: 6
 - Line Intercept Tone Timer: 30
 - Night Service Disconnect Timer: 180 sec
 - Short Interdigit Timer: 3 sec
 - Unanswered DID Call Timer: 60
 - Auto-Hold: Yes ¹⁴
 - Attendant Tone: Yes
 - Bridging Tone: No
 - Conference Tone: No
 - Intrusion Tone: Yes
 - Repetitive Call Waiting Tone: No
 - DID Busy Treatment: Attendant
 - Pull Transfer: No
 - Level of Tone Detection: Precise
 - Outpulse Without Tone: No
 - (Station-to-switch) Recall Timing:
 - Flashhook Interval: Yes

14. Although not a Type Approval issue, this represents the convention for this country.

- Upper Bound: 1000 ms
- Lower Bound: 200 ms
- System Parameter Multifrequency Signaling Administration
 - Incoming Call Type: group-ii-mfc
 - Outgoing Call Type: group-ii-mfc
 - Test Call Extension: As negotiated
 - Incoming Interdigit Timer: 15 sec
 - Incoming Signal Types:

GROUP-I	GROUP-II	GROUP-A	GROUP-B
Use defaults	Use defaults	Use defaults	1: free 2: busy 4: congestion 5: intercept

— Outgoing Signal Types:

GROUP-I	GROUP-II	GROUP-A	GROUP-B
Use defaults	2: normal 2:attendant 2: data-call	1: next-digit 2: restart 3: end-of-dial 4: congestion 5: congestion 6: congestion 7: congestion 8: congestion 9: congestion 10: congestion 11: congestion 12: congestion 13: congestion 14: congestion 15: congestion	1: free 2: busy 3: congestion 4: congestion 5: intercept 6: congestion 7: congestion 8: congestion 9: congestion 10: congestion 11: congestion 12: congestion 13: congestion 14: congestion 15: congestion

■ Country Options Parameters

- Companding Mode: mu-law

**NOTE:**

Companding Mode: A-law is the national standard. Mu-law is used internal to the system for service circuits and analog lines. Network interfaces are configured as A-law if required.

- Base Tone Generation Set: 1
- Tone Detection Mode: 6
- Interdigit Pause: short
- Digital Loss Plan: 1
- Analog Ringing Cadence: 1
- Customized Individual Tones Customized tone definitions follow the syntax as specified: [(Frequency/Level)silence/goto][(Duration ms)|(Step)]
- Busy:
 - (350+425/-4)(250)
 - (silence)(250)
 - (goto)(1)
- Secondary Dial Tone:
 - (425/-4)(1000)
 - (goto)(1)
- Intrusion Tone:
 - (425/-4)(500)
 - (silence)(150)
 - (425/-4)(150)
 - (silence)(150)
 - (goto)(1)
- 1-Call Wait:
 - (425/-4)(200)
 - (silence)(600)
 - (425/-4)(200)

— 2-Call Wait:

- (425/-4)(200)
- (silence)(600)
- (425/-4)(200)

Analog Trunk Administration

- **CO Trunks**

— Trunk Group Screen

- Group Type: CO
- Country: 7
- Trunk Gain: high
- Direction: two-way
- Digit Absorption List: blank
- Prefix-1: No
- Trunk Type: loop-start
- Outgoing Dial Type: Pulse
- Trunk Termination: rc (complex impedance)
- Auto Guard: no
- Dial Access: Yes
- Call Still Held: no
- Terminal Balanced: yes
- Receive Answer Supervision: no
- Answer Supervision Timeout: 10 (This sets both the CP firmware timer and software timer. Set to 0 for any trunk that will receive answer supervision.)
- Disconnect Supervision - In: no
- Disconnect Supervision - Out: Selection is customer's choice.
- Disconnect Timing: 500 ms (This field will not be used with CPs that can accept the Incoming Disconnect and Outgoing Disconnect timers. Set these latter two timers from the Administrable Timers Screen.)

— Trunk Group Administration Screen (Timing)

Set the following timers from the Administrable Timers screen during administration of each trunk group. Select the following CO trunk timer values for this country:

- Incoming Disconnect: 500 ms
- Outgoing Disconnect: 500 ms
- Outgoing Dial Guard: 1600 ms
- Incoming Glare Guard: 1500 ms
- Outgoing Glare Guard: 1500 ms
- Outgoing Dial Pulse Rate (PPS): 10 pps
- Outgoing Rotary Digit Dial Make: 40 ms
- Outgoing Rotary Digit Dial Break: 60 ms
- Outgoing Rotary Dial Interdigit: 800 ms
- Ring Monitor Timer: 5200 ms
- Incoming Seizure: 500 ms
- Outgoing End-of-Dial: 10 sec
- Outgoing Seizure Response: 240 sec
- Programmed Dial Pause: 1500 ms
- Disconnect Signal Error: 240 sec
- Flash Length: 100 ms
- PPM: Yes
- Frequency: 16kHz
- DID Trunks

Analog DID trunks are not provided at present for Mexico.
- Analog Tie Trunks

No specific Type Approval requirements apply to tie trunk administration.

Digital Trunk Administration

This section does not list all possible valid administrable combinations. Rather the most common or standard combination, compatible with public-network and Type Approval standards for each country, is presented:

- CO Trunks
 - DS1 Administration Screen
 - Circuit Pack: TN464D (Not entered as administrable item)
 - Bit Rate: 2.048
 - Interface Companding: A-law
 - Line Coding: HDB3
 - Signaling Mode: CAS

- Country Protocol: 7
- Interconnect: co
- CRC?: No
- Idle Code: 11111111
- Trunk Group Administration Screen (Timing) Digital trunk timing values should be set as for analog CO trunks.
- DID Trunks
 - DS1 Administration screen
 - Circuit Pack: TN464D (Not entered as administrable item)
 - Bit Rate: 2.048
 - Interface Companding: A-law
 - Line Coding: HDB3
 - Interconnect: co
 - Signaling Mode: CAS
 - Country Protocol: 7
 - CRC?: No
 - Idle Code: 11111111
- Tie Trunks
 - Mexico Two-Way Operation
 - DS1 Administration screen
 - Circuit Pack: TN464Dv.2 or greater
 - Bit Rate: 2.048
 - Interface Companding: A-law
 - Line Coding: HDB3
 - Signaling Mode: CAS
 - Country Protocol: 7
 - Interconnect: pbx or CO
 - CRC?: no
 - Idle Code: 11111111
 - Trunk Group Administration screen
 - Group Type: tie
 - U.S.A. Tie Operation (DS1 Administration screen)
 - Circuit Pack: TN464D (or TN464C)
 - Bit Rate: 2.048

- Interface Companding: A-law
- Line Coding: HDB3
- Signaling Mode: CAS
- Country Protocol: 1
- Interconnect: pbx
- CRC?: no
- Idle Code: 11111111
- ISDN-PRI (Private Network) Signaling

This example assumes use of US Option 1 with facility associated signaling. Other feature options will require changes in one or more administered items.

— DS1 Administration screen

- Circuit Pack: TN464D (or TN464C,B from upgrades)
- Bit Rate: 2.048
- Interface Companding: A-law
- Line Coding: HDB3
- Signaling Mode: isdn-pri
- Country Protocol: 1
- Connect: pbx
- Interface: user
- CRC: No
- Idle Code: 11111111

— Signaling Group screen

- Associated Signaling: Yes
- Primary D_Channel: xxxx16 (xxxx=>depends on CP physical location)

— Trunk Group Administration screen

- Group Type: isdn-pri
- Service Type: tie

- ISDN-PRI (Public Network)

Not available for this country.

Netherlands

[Table 43](#) shows the recommended circuit packs.


Table 43. Recommended and Available CPs in the Netherlands


Equipment	Equipment Type
Cabinet Type & Power	GAC-MCC DC-MCC AC-SCC AC-CSCC AC-CMC
AC Power Voltage & Freq	220V/50Hz
Ring Generator	25Hz
Tone Detector	> TN2182B > TN744D TN420C
Tone Clock	> TN2182B TN780
R2MFC Circuit	n/a
Speech Synthesizer	> TN457
Call Classifier	> TN744D
Announcement	TN750C TN750B
Analog DID Trunk	> TN2146
Analog CO Trunk (No PPM)	> TN2147C
Analog CO Trunk (w/PPM)	n/a (See note 1 that follows this table.)
4 Wire Tie Trunk	> TN760Dv11 (See note 2.)
2 Wire Tie Trunk	
Auxiliary Trunk	> TN763D
Digital CO/DID Trunk	> TN464F TN464E TN464D
Digital Tie Trunk	> TN464F TN464E TN464D
Digital PRI CO Trunk	> TN464F TN464E TN464D
Digital BRI Trunk	> TN2185
Digital Converter PRI-DASS	
Digital Converter PRI-DPNSS	
Digital Converter PRI-BRI	
8 Port Analog Line	n/a
16 Port Analog Line	#TN2183 > TN2144
24 Port Analog Line	n/a

Continued on next page

Table 43. Recommended and Available CPs in the Netherlands — *Continued*

Equipment	Equipment Type
4 Wire Digital Line	> TN754B
2 Wire Digital Line	#TN2224 > TN2181 TN2136
Data Line	> TN726B
BRI-U Line	
BRI-ST Line	

 **NOTE:**
Analog trunk (w/PPM) is not available. DEFINITY ECS does not support the required 50Hz.

 **NOTE:**
TN760Dv11 or greater tie trunk requires an additional converter for CEPT-LI:Prescom TS-X1276.

Feature Administration

Only those feature-related parameters that may have a Type Approval or basic connectivity implication for a particular country are listed here.

ARS/AAR Administration

The DEFINITY ECS Administration and Feature Description contains a general discussion of ARS for international applications and an example of ARS administration for dial tone detection and for multi-level call restrictions.

In Netherlands, first dial tone detection is always required. Second dial tone detection for international access is not needed on DTMF trunks.

International access is 00+ and 09+.

System Parameter Administration

Feature-Related System Parameters Administration

The screen displays shown in this section were effective the date the type approval was awarded. The screens may have changed since that date.

Only those feature-related parameters that may have a Type Approval or basic connectivity implication for a particular country are listed here.

- Trunk-to-Trunk Transfer: Permitted by country's regulations - Selection is customer's choice.
- Off-Premises Tone Detect Timeout Interval: 10 sec
- Feature Parameters
 - Public Network Trunks on Conference Call: 5
 - Conference Parties With PNTs: 6
 - Conference Parties Without PNTs: 6
 - Line Intercept Tone Timer: 30
 - Night Service Disconnect Timer: 180 sec
 - Short Interdigit Timer: 3 sec
 - Unanswered DID Call Timer: 60
 - Auto-Hold: Yes Although not a Type Approval issue, this represents the convention for this country.
 - Attendant Tone: Yes
 - Bridging Tone: No
 - Conference Tone: No
 - Intrusion Tone: Yes
 - Repetitive Call Waiting Tone: No
 - DID Busy Treatment: Attendant
 - Pull Transfer: No
 - Level of Tone Detection: Medium
 - Outpulse Without Tone: No
 - (Station-to-switch) Recall Timing:
 - Flashhook Interval: Yes
 - Upper Bound: 1000 ms
 - Lower Bound: 200 ms

Country Options Parameters

Customized tone definitions are not required for entry on the Individual Tone Administration Screen.

- Companding Mode: A-law
- Base Tone Generation Set: 5 (Netherlands)
- Digital Loss Plan: 5 (Netherlands)

- Tone Detection Mode: 5
- Dial Tone Validation Timer: 1050 ms.
- Interdigit Pause: long
- Analog Ringing Cadence: 5 (Netherlands)

System Parameter Multi-frequency Administration

- R2-MFC Test Call Extension: Not applicable to this country - (accept default)
- MFC Interdigit Timer: Not applicable to this country - (accept default).

Analog Trunk Administration

CO Trunks

- Trunk Group Screen
 - Group Type: CO
 - Dial Access: Yes
 - Country: 5
 - Direction: two-way (One-way incoming and outgoing are also available.)
 - Digit Absorption List: blank
 - Prefix-1: No
 - Flash Length: 100 ms (not applicable Netherlands digital trunk)



NOTE:

A toll fraud possibility exists if Register Recall (PCORR) feature is activated since no dialed digits restrictions are checked after PCORR flash.

- Trunk Type: loop-start
- Outgoing Dial Type: tone
- Trunk Termination: rc (complex Z).
- Disconnect Timing: 500 msec (This field will not be used with CPs that can accept the Incoming Disconnect and Outgoing Disconnect timers. Set these latter two timers from the Administrable Timers Screen.)
- Auto Guard: no
- Call Still Held: no
- Terminal Balanced: no

- RA Trunk Loss: 0dB
- Trunk Gain: high
- Receive Answer Supervision: no
- Answer Supervision Timeout: 10 (This sets both the CP firmware timer and software timer. Set to 0 for any trunk that will receive answer supervision.)
- Disconnect Supervision:
 - no for signaling type A
 - yes for signaling type B1
- Suppress # outpulsing: Yes
- Timing

Set the following timers from the Administrable Timers screen during administration of each trunk group. Select the following CO trunk timer values for this country:

- Incoming Disconnect: 500 ms. (not applicable - accept default)
- Outgoing Disconnect: 500 ms. (not applicable - accept default)
- Outgoing Dial Guard: 1600 ms
- Incoming Glare Guard: 1500 ms
- Outgoing Glare Guard: 1500 ms
- Outgoing Rotary Dial Interdigit: 800 ms.
- Outgoing Dial Pulse Rate (PPS): 10 pps.
- Outgoing Rotary Digit Dial Make: 40 ms.
- Outgoing Rotary Digit Dial Break: 60 ms.
- Ring Monitor Timer: 5200 ms.
- Incoming Seizure: 200 ms.
- Outgoing End-of-Dial: 10 sec.
- Outgoing Seizure Response: 5 (not needed in Netherlands - but works and is useful - drops trunk, gives reorder if no response from far end)
- Programmed Dial Pause: 1500 msec.
- Disconnect Signal Error: 240 sec. This field does not appear for all trunk types.
- End-To-End Signaling Tone: 350 ms (accept default).
- End-To-End Signaling Pause: 150 ms (accept default).
- PPM: No

DID Trunks

■ Trunk Group Screen

- Group Type: DID
- Country: 5
- Trunk Gain: high
- Incoming Dial Type: rotary or tone as negotiated with serving central office.
- Trunk Type: immed-start
- Trunk Termination: rc (complex Z).
- Disconnect Supervision: Yes
- Disconnect Timing: 500 msec (This field will not be used with CPs that can accept the Incoming Disconnect and Outgoing Disconnect timers. Set these latter two timers from the Administrable Timers Screen.)
- Digit Treatment: blank
- Digits: blank
- Expected Digits: depends on system size and numbering plan
- Terminal Balanced: no (should be no for all countries)
- RA Trunk Loss: 0dB
- Extended Loop Range: (Used Only with TN459) no
- Intercept Tone: no
- Incoming Rotary Timeout (sec): 5 sec (This field will not be used with CPs that can accept the *Incoming Partial Dial* WCC timer. This timer will be set from the Administrable Timers Screen.)

■ Timing

Set the following timers from the Administrable Timers screen during administration of each trunk group. Select the following DID trunk timer values for this country:

- Incoming Disconnect: 500 ms.
- Incoming Dial Guard: 70 ms. (set to minimum to get minimum start dial delay)
- Incoming Partial Dial: 18 sec. Does not appear for Tone signaling type.
- Flash Length: 100 ms.
- Incoming Incomplete Dial: 255 sec.

Tie Trunks

Information regarding Type Approval-related settings currently is not available.

Digital Trunks

The following are the most common valid administrable combinations. They are compatible with public-network and Type Approval standards for each country.

CO Trunks

- DS1 Administration Screen¹⁵
 - Circuit Pack: TN464D (not entered as an administrable item)
 - Bit Rate: 2.048 (must match plug on circuit pack)
 - Cable impedance (plug on circuit pack): 75 *W
 - Interface Companding: A-law
 - Line Coding: HDB3
 - Signaling Mode: CAS
 - Country Protocol: 5 (Netherlands)
 - Interconnect: CO
 - CRC?: No
 - Idle Code: 01010100
 - Slip Detection: Y

Trunk Group Parameters

Digital trunk parameter values should be set as for analog CO trunks, with the following exception:

- PPM? yes
- Frequency: 50Hz/12kHz

DID Trunks

- DS1 Administration Screen
 - Circuit Pack: TN464D (not entered as an administrable item)
 - Bit Rate: 2.048
 - Cable impedance (plug on circuit pack): 75 *(W
 - Interface Companding: A-law
 - Line Coding: HDB3

15. DS 1 is also analogous to the term *E1* which has been coined for the European T1 or 2 mbit interface.

- Signaling Mode: CAS
- Country Protocol: 5 (Netherlands)
- Interconnect: CO
- CRC?: No
- Idle Code: 01010100

Trunk Group Parameters

Digital trunk parameter values should be set as for analog DID trunks.

Tie Trunks

Non-ISDN Signaling Example

- **DS1-Administration Screen**
 - Circuit Pack: TN464D (not entered as an administrable item)
 - Bit Rate: 2.048
 - Cable impedance (plug on circuit pack): 75 *(W
 - Interface Companding: A-law
 - Line Coding: HDB3
 - Signaling Mode: CAS
 - Country Protocol: 5 (Netherlands)
 - Interconnect: pbx
 - CRC?: no
 - Idle Code: 01010100

ISDN PRI (Private Network) Signaling

This example assumes use of US Option 1 with facility associated signaling. Other feature options will require changes in one or more administered items.

- **DS1 Administration screen**
 - Circuit Pack: TN464D (not entered as an administrable item)
 - Bit Rate: 2.048
 - Cable impedance (plug on circuit pack): 75
 - Interface Companding: A-law
 - Line Coding: HDB3
 - Signaling Mode: isdn-pri
 - Country Protocol: 1 (US)
 - Connect: pbx

- Interface: user
 - CRC: No
 - Idle Code: 01010100
- Signaling Group screen
 - Associated Signaling: Yes
 - Primary D_Channel: xxxx16 (xxxx=>depends on CP physical location)
- Trunk Group Administration screen
 - Group Type: isdn-pri
 - Service Type: public_ntwrk

ISDN PRI (Public Network)

- Circuit Pack: TN464D (not entered as an administrable item)
 - Bit Rate: 2.048
 - Cable impedance (plug on circuit pack): 75
 - Interface Companding: A-law
 - Line Coding: HDB3
 - Signaling Mode: isdn-pri
 - Country Protocol: 5 (Netherlands)
 - Connect: Network
 - CRC: No
 - Idle Code: 01010100
- Signaling Group screen
 - Associated Signaling: Yes
 - Primary D_Channel: xxxx16 (xxxx=>depends on CP physical location)
- Trunk Group Administration screen
 - Group Type: isdn-pri
 - Service Type: public_ntwrk

New Zealand

[Table 44](#) shows the recommended circuit packs.

Table 44. Recommended and Available CPs in New Zealand

Equipment	Equipment Type
Cabinet Type & Power	GAC-MCC DC-MCC AC-SCC DC-SCC AC-CSCC AC-CMC
AC Power Voltage & Freq	240V/50Hz
Ring Generator	20Hz
Tone Detector	> TN2182B > TN744D
Tone Clock	> TN2182B TN780
R2MFC Circuit	n/a
Speech Synthesizer	> TN457
Call Classifier	> TN744D
Announcement	TN750C TN750B
Analog DID Trunk	> TN436B TN436
Analog CO Trunk (No PPM)	TN2147C TN2147
Analog CO Trunk (w/PPM)	#TN465C > TN438B
4 Wire Tie Trunk	> TN437B TN437
2 Wire Tie Trunk	TN439
Auxiliary Trunk	> TN763D TN417
Digital CO/DID Trunk	> TN2464
Digital Tie Trunk	> TN2464
Digital PRI CO Trunk	TN2464
Digital BRI Trunk	> TN2185
Digital Converter PRI-DASS	n/a
Digital Converter PRI-DPNSS	TN-CCSC-2
Digital Converter PRI-BRI	n/a
8 Port Analog Line	TN2183
16 Port Analog Line	TN2215 #TN2183
24 Port Analog Line	TN2793

Continued on next page

Table 44. Recommended and Available CPs in New Zealand

Equipment	Equipment Type
4 Wire Digital Line	> TN754B TN413
2 Wire Digital Line	#TN2214 >TN2181
Data Line	> TN726B
BRI-U Line	
BRI-ST Line	TN556B

Panama

Table 45 shows the recommended circuit packs.

Table 45. Recommended and Available CPs in Panama

Equipment	Equipment Type
Cabinet Type & Power	GAC-MCC AC-MCC DC-MCC AC-SCC DC-SCC AC-CSCC AC-CMC
AC Power Voltage & Freq	120V/60Hz 208V/60Hz 240V/60Hz
Ring Generator	20Hz
Tone Detector	> TN2182 > TN744C TN748D TN748C
Tone Clock	> TN2182 TN780 TN768
R2MFC Circuit	n/a
Speech Synthesizer	> TN725B
Call Classifier	> TN2182B, > TN2182 > TN744D > TN744C TN744B
Announcement	#TN750C > TN750B TN750
Analog DID Trunk	> TN753
Analog CO Trunk (No PPM)	> TN747B
Analog CO Trunk (w/PPM)	n/a
4 Wire Tie Trunk	> TN760D
2 Wire Tie Trunk	n/a
Auxiliary Trunk	> TN763D TN763C TN763B
Digital CO/DID Trunk	> TN464F TN464E TN464D TN767
Digital Tie Trunk	> TN464F TN464E TN464D TN767 TN722B
Digital PRI CO Trunk	> TN464F TN464E TN464D TN767
Digital BRI Trunk	
Digital Converter PRI-DASS	
Digital Converter PRI-DPNSS	
Digital Converter PRI-BRI	
8 Port Analog Line	TN742
16 Port Analog Line	> TN746B TN746

Table 45. Recommended and Available CPs in Panama — *Continued*

Equipment	Equipment Type
24 Port Analog Line	n/a
4 Wire Digital Line	> TN754B
2 Wire Digital Line	> TN2224 TN2181
Data Line	> TN726B
BRI-U Line	TN2198
BRI-ST Line	TN556B

Feature Administration

The screen displays shown in this section were effective the date the type approval was awarded. The screens may have changed since that date.

Only those feature-related parameters that may have a Type Approval or basic connectivity implication for a particular country are listed here.

■ ARS/AAR Administration

To enable ARS administration, on the System-Parameters Customer-Options screen, set the `ARS` field to `y`. You also should check all ARS/AAR defaults. All default ARS analysis codes are deleted before dialed strings are added for routing when DEFINITY is installed outside of North America. Be aware that the default for the 10 digits cause dialing problems. In particular, the following call types (appear as ARS/AAR defaults) typically are not used in non-North American ARS/AAR tables:

fnpa:	North American numbers with an area code.
hnpa:	North American numbers without an area code.
svc:	North American numbers of the screen “x11”.

Lucent recommends only the following call types be used outside North America:

int:	For all international numbers.
natl:	For all national PN numbers.
pubu:	For all other external (that is, not extensions) numbers.

Feature-Related System Parameters

FEATURE-RELATED SYSTEM PARAMETERS

Trunk-to-Trunk Transfer: all
Coverage - Subsequent Redirection No Answer Interval: 2
Coverage - Caller Response Interval (seconds): 4
Keep Held SBA at Coverage Point? y
Automatic Callback - No Answer Timeout Interval (rings): 3
Call Park Timeout Interval (minutes): 10
Off-Premises Tone Detect Timeout Interval (seconds): 20
AAR/ARS Dial Tone Required? y
Music/Tone on Hold: none
Music (or Silence) on Transferred Trunk Calls? no
DID/Tie/ISDN Intercept Treatment: attd
Internal Automatic Answer for Attendant Extended Calls? n
Automatic Circuit Assurance (ACA) Enabled? n

FEATURE-RELATED SYSTEM PARAMETERS

LEAVE WORD CALLING PARAMETERS
Maximum Number of Messages Per Station (when MSA not in service):10
Stations with System-wide Retrieval Permission (enter extension)
1: 2: 3: 4: 5:
6: 7: 8: 9: 10:

WARNING! SEE USER DOCUMENTATION BEFORE CHANGING TTI STATE
Terminal Translation Initialization (TTI) Enabled? n

External Coverage Treatment for Transferred Incoming Calls? n

SECURITY VIOLATION NOTIFICATION (SVN) PARAMETERS HAVE MOVED TO
THE SYSTEM-PARAMETERS SECURITY SCREEN

FEATURE-RELATED SYSTEM PARAMETERS

Reserved Slots for Attendant Priority Queue: 5
Time before Off-hook Alert: 10
Emergency Access Redirection Extension:
Service Observing Warning Tone? y
Number of Emergency Calls Allowed in Attendant Queue: 5
Call Pickup Alerting? n
Deluxe Paging and Call Park Timeout to Originator? n
Controlled Outward Restriction Intercept Treatment: tone
Controlled Termination Restriction (Do Not Disturb): tone
Controlled Station to Station Restriction: tone

AUTHORIZATION CODE PARAMETERS Authorization Codes Enabled?
Authorization Code Length:
Authorization Code Cancellation Symbol: #
Attendant Time Out Flag? n
Display Authorization Code? y

FEATURE-RELATED SYSTEM PARAMETERS

SYSTEM PRINTER PARAMETERS
System Printer Extension: Lines Per Page: 60

SYSTEM-WIDE PARAMETERS
Switch Name:

CALL CENTER SYSTEM PARAMETERS
Direct Agent Announcement Extension:
Direct Agent Announcement Delay:
Converse Delay Datal: 0 Data2: 2
Direct Agent Announcement Extension: Converse Pulse ON: 100 OFF: 70
Prompting Timeout (secs): 10

CALL MANAGEMENT SYSTEM PARAMETERS
BCMS/VuStats Measurement Interval: hour
BCMS/VuStats Abandon Call Timer (seconds): Validate Login IDs? n
ACD Login Identification Length: Adjunct CMS Release:

MALICIOUS CALL TRACE PARAMETERS
Apply MCT Warning Tone? n MCT Voice Recorder Trunk Group:

FEATURE-RELATED SYSTEM PARAMETERS

Public Network Trunks on Conference Call:	5	Auto Start?	n
Conference Parties with Public Network Trunks:	6	Auto Hold?	n
Conference Parties without Public Network Trunks:	6	Attendant Tone?	y
Night Service Disconnect Timer (seconds):	180	Bridging Tone?	n
Short Interdigit Timer (seconds):	3	Conference Tone?	n
Unanswered DID Call Timer (seconds):		Intrusion Tone?	n
Line Intercept Tone Timer (seconds):	30		
	DID Busy Treatment:	tone	
Allow AAR/ARS Access from DID/DIOD?	n		

DISTINCTIVE AUDIBLE ALERTING

Internal: 1 External: 2 Priority: 3
Attendant Originated Calls: external

FEATURE-RELATED SYSTEM PARAMETERS

Pull Transfer:	n	Update Transferred Ring Pattern?	n
Outpulse Without Tone?	y	Wait Answer Supervision Timer?	n
		Repetitive Call Waiting Tone?	n
Allow Conference via Flash?	y		
Vector Disconnect Timer (min):		Network Feedback During Tone Detection?	y
Hear Zip Tone Following VOA?	n		
Intercept Treatment On Failed Trunk Transfers?	n		
	Station Tone Forward Disconnect:	silence	
	Level Of Tone Detection:	precise	

RECALL TIMING

Flashhook Interval?	y	Upper Bound (msec):	1000
		Lower Bound (msec):	200

ENHANCED DCS

Enhanced DCS Enabled?	n		
Apply Intercept Locally?	y	Enforce PNT-to-PNT Restrictions?	n

Multifrequency-Signaling-Related System Parameters

MULTIFREQUENCY-SIGNALING-RELATED SYSTEM PARAMETERS

Incoming Call Type: group-ii-mfc
Outgoing Call Type: group-ii-mfc
Maintenance Call Type: none
Test Call Extension:
Interdigit Timer (sec): 10
Outgoing Forward Signal Present Timer (sec): 15
Outgoing Forward Signal Absent Timer (sec): 30
Multifrequency Signaling Incoming Intercept Treatment? n
Received Signal Gain(-Loss) (dB): 0
Transmitted Signal Gain(-Loss) (dB): -3

ANI Prefix:
ANI for PBX:
Next ANI Digit: send-ani
ANI Prefix: Collect All Digits Before Seizure? n
Request Incoming ANI (non-AAR/ARS)? n
Called Party Category: user-type
Use COR for Calling Party Category? n

MULTIFREQUENCY-SIGNALING-RELATED SYSTEM PARAMETERS

INCOMING FORWARD SIGNAL TYPES (Tones from CO)		INCOMING BACKWARD SIGNAL TYPES (Tones to CO)	
Group-I	Group-II	Group-A	Group-B
11: ignored	1: normal	1: next-digit	1: free
12: ignored	2: normal	3: end-of-dial	2: busy
13: ignored	3: normal	4: congestion	4: congestion
14: ignored	4: normal	5: send-ani	7: intercept
15: end-of-ani	5: normal		
	6: normal		
	7: normal		
	8: normal		
	9: normal		
	10: normal		
	11: normal		
	12: normal		
	13: normal		
	14: normal		
	15: normal		

Page3 of 3

MULTIFREQUENCY-SIGNALING-RELATED SYSTEM PARAMETERS			
OUTGOING FORWARD SIGNAL TYPES (Tones to CO)		OUTGOING BACKWARD SIGNAL TYPES (Tones from CO)	
Group-I	Group-II	Group-A	Group-B
15: end-of-ani	1: normal 2: attendant 6: data-call	1: next-digit 2: last-digit 3: end-of-dial 4: congestion 5: send-ani 6: setup-sppath 7: last-2-digits 8: last-3-digits 9: congestion 10: congestion 11: congestion 12: congestion 13: congestion 14: congestion 15: congestion	1: free 2: busy 3: congestion 4: congestion 5: congestion 6: free 7: intercept 8: congestion 9: congestion 10: congestion 11: congestion 12: congestion 13: congestion 14: congestion 15: congestion

System Parameters Country-Options

Page1 of 7

SYSTEM PARAMETERS COUNTRY-OPTIONS	
Companding Mode: Mu-Law 440Hz PBX-dial Tone? n Digital Loss Plan: 1 Analog Ringing Cadence: 1	Base Tone Generator Set: 1 440Hz Secondary-dial Tone? n
TONE DETECTION PARAMETERS	
Tone Detection Mode: 6 Interdigit Pause: short	

CO Trunk Group Administration

Page 1 of 10

TRUNK GROUP

Group Number:

Group Name: OUTSIDE CALL

Direction: two-way

Dial Access? n

Queue Length: 0

Comm Type: voice

Prefix-1? n

Group Type: co

COR: 1

Outgoing Display? n

Busy Threshold: 99

Country: 1

Auth Code? n

Trunk Flash? n

CDR Reports: y

TN: 1

TAC:

Night Service:

Incoming Destination:

Digit Absorption List:

Toll Restricted? n

TRUNK PARAMETERS

Trunk Type: loop-start

Outgoing Dial Type: tone

Trunk Termination: rc

Auto Guard? n

Terminal Balanced? n

Cut-Through? n

Disconnect Timing(msec): 500

Call Still Held? n

Sig Bit Inversion: none

RA Trunk Loss: 0db

Trunk Gain: high

Disconnect Supervision - In? n Out? n

Answer Supervision Timeout: 10

Cyclical Hunt? n

Receive Answer Supervision? n

Page 2 of 10

TRUNK FEATURES

ACA Assignment? n

Abandoned Call Search? n

Suppress # Outpulsing? n

Measured: none

Data Restriction? n

Maintenance Tests? y

TRUNK GROUP

ADMINISTRABLE TIMERS

Incoming Disconnect(msec): 500	Outgoing Disconnect(msec): 500
	Outgoing Dial Guard(msec): 1600
Incoming Glare Guard(msec): 1500	Outgoing Glare Guard(msec): 1500
Ringing Monitor(msec): 5200	Incoming Seizure(msec): 500
Outgoing End of Dial(sec): 10	Outgoing Seizure Response(sec): 5
Programmed Dial Pause(msec): 1500	
Flash Length(msec): 540	

END TO END SIGNALING

Tone(msec): 350	Pause(msec): 150
-----------------	------------------

OUTPULSING INFORMATION

PPS: 10	Make(msec): 40	Break(msec): 60	PPM? n
---------	----------------	-----------------	--------

TRUNK GROUP

Administered Members (min/max):		0/0
Total Administered Members:		0

GROUP MEMBER ASSIGNMENTS

Port	Code	Sfx	Name	Night	Mode	Type	Ans Delay
1:							
2:							
3:							

Page 1 of 10

```

Group Number:                Group Type: diod                CDR Reports: y
Group Name:  OUTSIDE CALL    COR: 1                TN: 1                TAC:
Direction: two-way          Outgoing Display? n
Dial Access? n              Busy Threshold: 99
Queue Length: 0              Country: 1
                               Auth Code? n              Digit Absorption List:
Prefix-1? n                  Trunk Flash? n                Toll Restricted? n

```

```

Trunk Type: immed-start
Outgoing Dial Type: mf
Trunk Termination: rc
Digit Treatment:
Expected Digits:
Terminal Balanced? n
Trunk Gain: high
connect Supervision - In? y Out? n
Answer Supervision Timeout: 10
Incoming Dial Type: mf
Digits:
Sig Bit Inversion: none
RA Trunk Loss: 0db
Drop Treatment: silence
Receive Answer Supervision? n

```

```
ACA Assignment? n      Measured: none
                                Maintenance Tests? y
Data Restriction? n
ss # Outpulsing? n
```

Page3 of 10

TRUNK GROUP

ADMINISTRABLE TIMERS

Incoming Disconnect(msec): 500	Outgoing Disconnect(msec): 500
Incoming Dial Guard(msec): 70	Outgoing Dial Guard(msec): 1600
Incoming Glare Guard(msec): 1500	Outgoing Glare Guard(msec): 1500
Ringing Monitor(msec): 5200	Incoming Seizure(msec): 500
Outgoing End of Dial(sec): 10	Outgoing Seizure Response(sec): 5
Programmed Dial Pause(msec): 1500	
Flash Length(msec):	Incoming Incomplete Dial Alarm(sec): 255

END TO END SIGNALING

Tone(msec): 350	Pause(msec): 150
-----------------	------------------

OUTPULSING INFORMATION

PPS: 10	Make(msec): 40	Break(msec): 60	PPM? n
---------	----------------	-----------------	--------

Page4 of 10

TRUNK GROUP

Administered Members (min/max): 0/0

Total Administered Members: 0

GROUP MEMBER ASSIGNMENTS

Port	Code	Sfx	Name	Night	Mode	Type	Ans Delay
1:							
2:							
3:							

DID Trunk Group Administration

Page1 of 10

TRUNK GROUP

Group Number:Group Type: didCDR Reports: y
Group Name: OUTSIDE CALLCOR: 1TN: 1TAC:
Country: 1Auth Code? n

TRUNK PARAMETERS

Trunk Type: immed-startIncoming Rotary Timeout(sec): 5
Incoming Dial Type: tone
Trunk Termination: rcDisconnect Timing(msec): 500
Digit Treatment:Digits:
Expected Digits:Sig Bit Inversion: none
Terminal Balanced? nRA Trunk Loss: 0db
Extended Loop Range? nTrunk Gain: highDrop Treatment: silence
Disconnect Supervision - In? y

Page2 of 10

TRUNK FEATURES

ACA Assignment? nMeasured: noneMaintenance Tests? y
Data Restriction? n
Suppress # Outpulsing? n

Page3 of 10

TRUNK GROUP

ADMINISTRABLE TIMERS

Incoming Disconnect(msec): 500
Incoming Dial Guard(msec): 70
Flash Length(msec): 540Incoming Incomplete Dial Alarm(sec): 255

END TO END SIGNALING

Tone(msec): 350Pause(msec): 150

				Page	4 of 10
				TRUNK GROUP	
				Administered Members (min/max):	0/0
GROUP MEMBER ASSIGNMENTS				Total Administered Members:	0
Port	Code	Sfx	Name		
1:					
2:					
3:					

Philippines

[Table 46](#) shows the recommended circuit packs.

Table 46. Recommended and Available CPs in Philippines

Equipment	Equipment Type
Cabinet Type & Power	GAC-MCC DC-MCC AC-SCC DC-SCC AC-CMC
AC Power Voltage & Freq	220V/60Hz
Ring Generator	20Hz/25Hz
Tone Detector	> TN2182B > TN748D
Tone Clock	> TN2182B
R2MFC Circuit	TN744D
Speech Synthesizer	> TN457
Call Classifier	> TN744D
Announcement	TN750B
Analog DID Trunk	> TN753
Analog CO Trunk (No PPM)	TN747B
Analog CO Trunk (w/PPM)	n/a
4 Wire Tie Trunk	> TN760D
2 Wire Tie Trunk	n/a
Auxiliary Trunk	> TN763D TN763C
Digital CO/DID Trunk	> TN2464
Digital Tie Trunk	> TN2464
Digital PRI CO Trunk	TN2464
Digital BRI Trunk	> TN2185
Digital Converter PRI-DASS	n/a
Digital Converter PRI-DPNSS	TN-CCSC-2
Digital Converter PRI-BRI	n/a
8 Port Analog Line	n/a
16 Port Analog Line	#TN746B
24 Port Analog Line	TN2793

Continued on next page

Table 46. Recommended and Available CPs in Philippines

Equipment	Equipment Type
4 Wire Digital Line	> TN754B
2 Wire Digital Line	> TN2181
Data Line	> TN726B
BRI-U Line	TN2198
BRI-ST Line	TN556

Poland

The information provided here is preliminary and subject to change. [Table 47](#) shows the recommended circuit packs.

Table 47. Recommended and Available CPs in Poland

Equipment	Equipment Type
Cabinet Type & Power	GAC-MCC AC-SCC AC-CSCC AC-CMC
AC Power Voltage & Freq	220V/50Hz
Ring Generator	20Hz
Tone Detector	> TN2182B > TN744D TN748D TN748C
Tone Clock	> TN2182B TN780 TN756
R2MFC Circuit	> TN744D TN744B
Speech Synthesizer	> TN725B
Call Classifier	> TN744D
Announcement	TN750C TN750B
Analog DID Trunk	> TN753
Analog CO Trunk (No PPM)	> TN747B
Analog CO Trunk (w/PPM)	
4 Wire Tie Trunk	> TN760D
2 Wire Tie Trunk	
Auxiliary Trunk	> TN763D
Digital CO/DID Trunk	
Digital Tie Trunk	> TN464F TN464E TN464D
Digital PRI CO Trunk	n/a
Digital BRI Trunk	> TN2185
Digital Converter PRI-DASS	
Digital Converter PRI-DPNSS	
Digital Converter PRI-BRI	
8 Port Analog Line	TN742
16 Port Analog Line	> TN746B
24 Port Analog Line	n/a

Continued on next page

Table 47. Recommended and Available CPs in Poland — *Continued*

Equipment	Equipment Type
4 Wire Digital Line	> TN754B
2 Wire Digital Line	#TN2224 > TN2181 TN2136
Data Line	> TN726B
BRI-U Line	
BRI-ST Line	



NOTE:
A-law companding is the national standard in Poland. However, Mu-law is used internally to the system for service circuits and analog lines. Network interfaces are configured as A-law if required.

Feature Administration

The screen displays shown in this section were effective the date the type approval was awarded. The screens may have changed since that date.

Only those feature-related parameters that may have a Type Approval or basic connectivity implication for a particular country are listed here.

■ ARS/AAR Administration

To enable ARS administration, on the System-Parameters Customer-Options screen, set the `ARS` field to **y**. You also should check all ARS/AAR defaults. All default ARS analysis codes are deleted before dialed strings are added for routing when DEFINITY is installed outside of North America. Be aware that the default for the 10 digits cause dialing problems. In particular, the following call types (appear as ARS/AAR defaults) typically are not used in non-North American ARS/AAR tables:

fnpa:	North American numbers with an area code.
hnpa:	North American numbers without an area code.
svc:	North American numbers of the screen “x11”.

Lucent recommends only the following call types be used outside North America:

int:	For all international numbers.
natl:	For all national PN numbers.
pubu:	For all other external (that is, not extensions) numbers.

System Parameter Administration

Only those feature-related parameters that may have a Type Approval or basic connectivity implication for a particular country are listed here.

- Feature-Related System Parameters Administration
 - Trunk-to-Trunk Transfer: Permitted by country's regulations - Selection is customer's choice.
 - Public Network Trunks on Conference Call: 5
 - Conference Parties With PNTs: 6
 - Conference Parties Without PNTs: 6
 - Line Intercept Tone Timer: 30
 - Night Service Disconnect Timer: 180 sec
 - Short Interdigit Timer: 3 sec
 - Unanswered DID Call Timer: 60
 - Auto-Hold: Yes ¹⁶
 - Attendant Tone: Yes
 - Bridging Tone: No
 - Conference Tone: No
 - Intrusion Tone: Yes
 - Repetitive Call Waiting Tone: No
 - DID Busy Treatment: Attendant
 - Pull Transfer: No
 - Level of Tone Detection: Medium
 - Outpulse Without Tone: Yes
 - (Station-to-switch) Recall Timing:
 - Flashhook Interval: Yes

16. Although not a Type Approval issue, this represents the convention for this country.

- Upper Bound: 1100 msec
- Lower Bound: 600 msec
- System Parameter Multifrequency Signaling Administration
 - Incoming Call Type: group-ii-mfc
 - Outgoing Call Type: group-ii-mfc
 - Test Call Extension: Accept default
 - Incoming Interdigit Timer: Accept default
 - Incoming Signal Types:


GROUP-I	GROUP-II	GROUP-A	GROUP-B
11: ignored	1: normal	1: next-digit	3: busy
12: ignored	2: normal	3: end-of-dial	4: congestion
13: ignored	3: normal	4: congestion	5: intercept
14: ignored	4: normal		6: free
15: end-of-dial	5: normal		
	6: data-call		
	7: normal		
	8: data-call		
	9: normal		
	10: normal		
	11: normal		
	12: normal		
	13: normal		
	14: normal		
	15: normal		

— Outgoing Signal Types:

GROUP-I	GROUP-II	GROUP-A	GROUP-B
15: end-of-dial	1: normal	1: next-digit	1: free
	1: attendant	2: last-digit	2: busy
	6: data-call	3: end-of-dial	3: busy
		4: congestion	4: congestion
		5: call-info-ani	5: congestion
		6:	6: free
		setup-sppath	7: intercept
		7: last-2-digits	8: congestion
		8: last-3-digits	9: congestion
		9: congestion	10: congestion
		10: congestion	11: congestion
		11: congestion	12: congestion
		12: congestion	13: congestion
		13: congestion	14: congestion
		14: congestion	15: congestion
		15: congestion	

■ System Parameters Country Options

— Companding Mode: A-law

 **NOTE:**
Companding Mode: A-law is the national standard. Mu-law is used internal to the system for service circuits and analog lines. Network interfaces are configured as A-law if required.

- Base Tone Generation Set:
- Tone Detection Mode: 5
- Interdigit Pause: short
- Digital Loss Plan:
- Analog Ringing Cadence:

Analog Trunk Administration

■ CO Trunks


— Trunk Group Screen

- Group Type: CO
- Country:
- Trunk Gain: high
- Direction: two-way
- Digit Absorption List: blank
- Prefix-1: No
- Trunk Type: loop-start
- Outgoing Dial Type: tone/rotary
- Trunk Termination: 600 ohm
- Auto Guard: No
- Dial Access: No
- Call Still Held: No
- Terminal Balanced: Yes
- Receive Answer Supervision: yes
- Answer Supervision Timeout: 10 (This sets both the CP firmware timer and software timer. Set to 0 for any trunk that will receive answer supervision.)
- Disconnect Supervision - In: no
- Disconnect Supervision - Out: Selection is customer's choice.
- Disconnect Timing: 500 msec or 1000 msec - 1000 msec for public trunk with flash. (This field will not be used with CPs that can accept the Incoming Disconnect and Outgoing Disconnect timers. Set these latter two timers from the Administrable Timers Screen.)

— Trunk Group Administration Screen (Timing)

Set the following timers from the Administrable Timers screen during administration of each trunk group. Select the following CO trunk timer values for this country:

- Incoming Disconnect: 500 msec or 1000 msec
- Outgoing Disconnect: 500 msec or 1000 msec
- Outgoing Dial Guard: 1600 ms
- Incoming Glare Guard: 1500 ms

- Outgoing Glare Guard: 1500 ms
- Outgoing Dial Pulse Rate (PPS): 10 pps
- Outgoing Rotary Digit Dial Make: 35 ms
- Outgoing Rotary Digit Dial Break: 65 ms
- Outgoing Rotary Dial Interdigit: 800 ms
- Ring Monitor Timer: 5200 ms
- Incoming Seizure: 500 ms
- Outgoing End-of-Dial: 255 sec
- Outgoing Seizure Response: 0
- Programmed Dial Pause: 1500 ms
- Disconnect Signal Error: 240 sec
- End-To-End Signaling Pause: 150 ms (accept default)
- End-To-End Signaling Tone: 350 ms (accept default)
- Flash Length: 100 ms
- PPM: No
- DID Trunks
 - Trunk Group Screen
 - Group Type: DID
 - Country:
 - Trunk Gain: high
 - Digit Absorption List: blank
 - Incoming Dial Type: rotary or mf
 -  **NOTE:**
It is very important to have DID trunk over DS1 with rotary!
 - Trunk Type: immed-start
 - Trunk Termination: rc (complex impedance)
 - Disconnect Supervision: no
 - Disconnect Timing: 500 msec (This field will not be used with CPs that can accept the Incoming Disconnect and Outgoing Disconnect timers. Set these latter two timers from the Administrable Timers Screen.)
 - Digit Treatment: blank
 - Digits: blank

- Expected Digits: depends on system size and numbering plan
- Terminal Balanced: yes
- Extended Loop Range: (Used Only with TN459) no
- Drop Treatment: silence
- Incoming Rotary Timeout (sec): 5 sec (This field will not be used with CPs that can accept the Incoming Partial Dial timer. Set this timer from the Administrable Timers Screen.)

— Trunk Group Administration Screen (Timing)

Set the following timers from the Administrable Timers screen during administration of each trunk group. Select the following DID trunk timer values for this country:

- Incoming Disconnect: 100 ms
- Incoming Dial Guard: 10 ms
- Incoming Partial Dial: 18 sec
- Incoming Incomplete Dial: 255 sec

■ Tie Trunks

No information regarding Type Approval-related settings is currently available.

Digital Trunk Administration

Not all possible valid administrable combinations are listed in this section: Only the most common or standard combination, compatible with public-network and Type Approval standards for each country is presented:

■ CO Trunks

— DS1 Administration Screen ¹⁷

- Circuit Pack: TN464D (not entered as an administrable item)
- Bit Rate: 2.048
- Interface Companding: A-law
- Line Coding: HDB3
- Signaling Mode: CAS
- Country Protocol:
- Interconnect: CO
- CRC?: No

- Idle Code: 01010100
- Trunk Group Administration Screen (Timing) Digital trunk timing values should be set as for analog CO trunks.
- DID Trunks
 - DS1 Administration Screen
 - Circuit Pack: TN464D (not entered as an administrable item)
 - Bit Rate: 2.048
 - Interface Companding: A-law
 - Line Coding: HDB3
 - Signaling Mode: CAS
 - Country Protocol:
 - Interconnect: CO
 - CRC?: No
 - Idle Code: 01010100
 - Trunk Group Administration Screen (Timing)

Digital trunk timing values should be set as for analog DID trunks.
- Tie Trunks
 - Non-ISDN Signaling Example (DS1 Administration Screen)
 - Circuit Pack: TN464D (Not entered as administrable item; TN464C from upgrades)
 - Bit Rate: 2.048
 - Interface Companding: A-law
 - Line Coding: HDB3
 - Signaling Mode: CAS
 - Country Protocol:
 - Interconnect: pbx
 - CRC?: no
 - Idle Code: 01010100
 - ISDN-PRI (Private Network) Signaling

This example assumes use of US Option 1 with facility associated signaling. Other feature options will require changes in one or more administered items.

 - DS1 Administration screen
 - Circuit Pack: TN464D (or TN464C from upgrades)
 - Bit Rate: 2.048

- Interface Companding: A-law
- Line Coding: HDB3
- Signaling Mode: isdn-pri
- Country Protocol: 1
- Connect: pbx
- Interface: user
- CRC: No
- Idle Code: 01010100
- Signaling Group screen
 - Associated Signaling: Yes
 - Primary D_Channel: xxxx16 (xxxx=>depends on CP physical location)
- Trunk Group Administration screen
 - Group Type: isdn-pri
 - Service Type: tie
- ISDN-PRI (Public Network) Not available for this country.

Republic of Korea

[Table 48](#) shows the recommended circuit packs.

Table 48. Recommended and Available CPs in Republic of Korea

Equipment	Equipment Type
Cabinet Type & Power	GAC-MCC DC-MCC AC-SCC DC-SCC AC-CMC
AC Power Voltage & Freq	110V/60Hz 220V/60Hz
Ring Generator	20Hz
Tone Detector	> TN2182B > TN744D
Tone Clock	> TN2182B TN780
R2MFC Circuit	TN744D
Speech Synthesizer	> TN725B
Call Classifier	> TN744D
Announcement	TN750C TN750B TN750
Analog DID Trunk	> TN753
Analog CO Trunk (No PPM)	TN747B TN2147C TN2147
Analog CO Trunk (w/PPM)	n/a
4 Wire Tie Trunk	> TN760
2 Wire Tie Trunk	TN439
Auxiliary Trunk	> TN763D
Digital CO/DID Trunk	> TN2464
Digital Tie Trunk	> TN2464
Digital PRI CO Trunk	TN2464
Digital BRI Trunk	> TN2185
Digital Converter PRI-DASS	n/a
Digital Converter PRI-DPNSS	n/a
Digital Converter PRI-BRI	n/a
8 Port Analog Line	TN746B
16 Port Analog Line	#TN791 TN479
24 Port Analog Line	n/a

Continued on next page

Table 48. Recommended and Available CPs in Republic of Korea

Equipment	Equipment Type
4 Wire Digital Line	> TN754C
2 Wire Digital Line	#TN2214 > TN2181
Data Line	> TN726B
BRI-U Line	TN2198
BRI-ST Line	TN556B

Russia

Table 49 shows the recommended circuit packs.

Table 49. Recommended and Available CPs in Russia

Equipment	Equipment Type
Cabinet Type & Power	GAC-MCC DC-MCC AC-SCC DC-SCC AC-CSCC AC-CMC
AC Power Voltage & Freq	220V/50Hz
Ring Generator	20Hz
Tone Detector	#TN2182B > TN744D TN420C
Tone Clock	#TN2182B > TN780
R2MFC Circuit	> TN744D TN744Bv2
Speech Synthesizer	> TN457
Call Classifier	> TN744D
Announcement	TN750C TN750B
Analog DID Trunk	> TN753v17 > TN2199
Analog CO Trunk (No PPM)	> TN747Bv12 > TN2199
Analog CO Trunk (w/PPM)	#TN465C > TN465B TN465
4 Wire Tie Trunk	> TN760Dv11
2 Wire Tie Trunk	
Auxiliary Trunk	> TN763D
Digital CO/DID Trunk	> TN464F
Digital Tie Trunk	> TN464F
Digital PRI CO Trunk	n/a
Digital BRI Trunk	
Digital Converter PRI-DASS	
Digital Converter PRI-DPNSS	
Digital Converter PRI-BRI	
8 Port Analog Line	n/a
16 Port Analog Line	> TN746B
24 Port Analog Line	n/a

Continued on next page

Table 49. Recommended and Available CPs in Russia — Continued

Equipment	Equipment Type
4 Wire Digital Line	> TN754B
2 Wire Digital Line	#TN2224 > TN2181 TN2136
Data Line	> TN726B
BRI-U Line	
BRI-ST Line	

Country-Specific Features

When the Country Code field is 15, Russia Multifrequency Shuttle signaling can be enabled on CO, DID and DIOD trunk groups. ANI transmission, which uses gapless R1 multifrequency signaling and is completed within 800ms, can be administered on outgoing CO trunk groups. See “Trunk Group Administration” in the DEFINITY ECS Administration and Feature Description.

When the Country Code field is 15 and the Protocol Type field is **intol**, the new features Intrusion and Re-ring are enabled.

On DID and DIOD trunks, when the Country field is 15, the ANI Request feature can be enabled when, on the Trunk Group screen, the Protocol Type field is **inloc**. The ANI is requested on rotary and shuttle trunks if the incoming call is processed through the ARS/AAR digit analysis (or digit conversion). The ANI Request feature can be invoked either automatically (via ARS/AAR) or by the user during the voice state of a call by pressing the `ani-requ` button administered on their phone.

Feature Administration

The screen displays shown in this section were effective the date the type approval was awarded. The screens may have changed since that date.

Only those feature-related parameters that may have a Type Approval or basic connectivity implication for a particular country are listed here.

- ARS/AAR Administration
 - To enable ARS administration, on the System-Parameters Customer-Options screen, set the `ARS` field to **y**. You also should check all ARS/AAR defaults. All default ARS analysis codes are deleted before dialed strings are added for routing when DEFINITY is installed outside of

North America. Be aware that the default for the 10 digits cause dialing problems. In particular, the following call types (appear as ARS/AAR defaults) typically are not used in non-North American ARS/AAR tables:

fnpa:	North American numbers with an area code.
hnpa:	North American numbers without an area code.
svc:	North American numbers of the screen “x11”.

Lucent recommends only the following call types be used outside North America:


int:	For all international numbers.
natl:	For all national PN numbers.
pubu:	For all other external (that is, not extensions) numbers.


■ ANI Transmission

In order to use ANI transmission, ARS must be used. If the ANI requested signal is expected at a certain point in the digit string during dialing, the symbol "&" should be translated in the routing pattern at that point.

■ ANI Request via ARS/AAR

In order to activate the ANI Request feature, on the AAR/ARS Digit Analysis Table (Digit Conversion Table) screen, set the Ani Reqd field to **y** or **r**.

 **NOTE:**
If the option **r** is selected, the ANI is requested on the incoming trunk (rotary, shuttle, or R2_MFC) and if for any reason is not received, the incoming call drops.

 **NOTE:**
The capability of dropping the incoming call applies also for ISDN calls if the CPN is not received and:

- on the System Parameter Country-Options screen, the value of the Base Tone Generator field is 15.
- the call is processed through the AAR/ARS Digit Analysis Table (or Digit Conversion Table) screen and the ANI Reqd field is **r**.

The value **r** for the ANI Reqd field is available only if, on the Feature-Related System-Parameters screen, the Allow ANI Restriction on AAR/ARS field is **y**.

■ ANI Request via Feature Button

In order to activate the ANI Request feature via button, the user must have the `ani-requ` button administered on their phone. The ANI displays on their phone only if the user has the `mct-contr` button administered.

System Parameter Administration

Only those feature-related parameters that may have a Type Approval or basic connectivity implication for a particular country are listed here.

■ Feature-Related System Parameters Administration

- Trunk-to-Trunk Transfer: Permitted by country's regulations - Selection is customer's choice.
- Public Network Trunks on Conference Call: 5
- Conference Parties With PNTs: 6
- Conference Parties Without PNTs: 6
- Line Intercept Tone Timer: 30
- Night Service Disconnect Timer: 180 sec
- Short Interdigit Timer: 3 sec
- Unanswered DID Call Timer: 60
- Auto-Hold: Yes ¹⁸
- Attendant Tone: Yes
- Bridging Tone: No
- Conference Tone: No
- Intrusion Tone: Yes
- Allow ANI Restriction on AAR/ARS: Yes
- Repetitive Call Waiting Tone: No
- DID Busy Treatment: Attendant
- Pull Transfer: No
- Level of Tone Detection: Medium
- Outpulse Without Tone: Yes
- (Station-to-switch) Recall Timing:
 - Flashhook Interval: No
 - Disconnect Timing: 350 ms
- Station Tone Forward Disconnect: Busy

- Network Feedback: No
- Class of Restriction Administration
 - Category For C.I.S. ANI: 7
- System Parameter Country Options Administration
 - Companding Mode: A-law
 - Base Tone Generation Set: 15
 - Tone Detection Mode: 4
 - Interdigit Pause: short
 - Digital Loss Plan: 15
 - Analog Ringing Cadence: 15

Analog Trunk Administration

- CO Trunks
 - Trunk Group Screen
 - Group Type: CO
 - Country: 15
 - Trunk Gain: high
 - Direction: outgoing
 - Digit Absorption List: blank
 - Prefix-1: No
 - Trunk Type: loop-start
 - Outgoing Dial Type: rotary
 - Trunk Termination: 600 ohm
 - Auto Guard: no
 - Dial Access: Yes
 - Call Still Held: no
 - Terminal Balanced: yes
 - Receive Answer Supervision: yes
 - Answer Supervision Timeout: 0 (This sets both the CP firmware timer and software timer. Set to 0 for any trunk that will receive answer supervision.)
 - Disconnect Supervision - In: yes
 - Disconnect Supervision - Out: Selection is customer's choice.

- Disconnect Timing: 500 msec (This field will not be used with CPs that can accept the Incoming Disconnect and Outgoing Disconnect timers. Set these latter two timers from the Administrable Timers Screen.)

— Trunk Group Administration Screen (Timing)

Set the following timers from the Administrable Timers screen during administration of each trunk group. Select the following CO trunk timer values for this country:

- Incoming Disconnect: 200 ms
- Outgoing Disconnect: 200 ms
- Outgoing Dial Guard: 100 ms
- Incoming Glare Guard: 1500 ms
- Outgoing Glare Guard: No effect
- Outgoing Dial Pulse Rate (PPS): 10 pps
- Outgoing Rotary Digit Dial Make: 50 ms
- Outgoing Rotary Digit Dial Break: 50 ms
- Outgoing Rotary Dial Interdigit: 700 ms
- Ring Monitor Timer: No effect
- Incoming Seizure: No effect
- Outgoing End-of-Dial: 254 sec
- Outgoing Seizure: 200 ms
- Programmed Dial Pause: 5000 ms
- Disconnect Signal Error: 60 sec
- End-To-End Signaling Pause: 150 ms (accept default)
- End-To-End Signaling Tone: 350 ms (accept default)
- Flash Length: No effect
- Outgoing Seizure Response: No effect
- PPM: No
- Outpulsing Make: 50 ms
- Outpulsing Break: 50 ms

— Trunk Group Administration Features Screen

To administer Multifrequency Shuttle, select the following values:

- Shuttle: yes
 - Start Position: 1
- DID Trunks

— Trunk Group Screen

- Group Type: DID
- Country: 15
- Trunk Gain: high
- Direction: incoming
- Protocol Type: inloc or intol
- Digit Absorption List: blank
- Incoming Dial Type: rotary
- Trunk Type: loop-start
- Trunk Termination: rc (complex impedance)
- Disconnect Supervision: yes
- Disconnect Timing: 500 msec (This field will not be used with CPs that can accept the Incoming Disconnect and Outgoing Disconnect timers. Set these latter two timers from the Administrable Timers Screen.)
- Digit Treatment: blank
- Digits: blank
- Expected Digits: depends on system size and numbering plan
- Terminal Balanced: yes
- Drop Treatment: silence
- Incoming Rotary Timeout (sec): 5 sec (This field will not be used with CPs that can accept the Incoming Partial Dial timer. Set this timer from the Administrable Timers Screen.)

— Trunk Features Screen

- Shuttle: yes
- Start B Signal: 1
- Request Category: no

— Trunk Group Administration Screen (Timing)

Set the following timers from the Administrable Timers screen during administration of each trunk group. Select the following DID trunk timer values for this country:

- Incoming Rotary Timeout: No effect
- Disconnect Timing: No effect
- Incoming Disconnect: 100 ms
- Incoming Dial Guard: 40 ms

- Incoming Partial Dial: 10 sec
- Incoming Seizure: No effect
- Incoming Incomplete Dial: 255 sec
- Disconnect Signal Error: 60 sec
- Flash Length: No effect
- Incoming Incomplete Dial Alarm: No effect
- Answer Send: 200 ms
- End-To-End Signaling Pause: 160 ms (accept defaults)
- End-To-End Signaling Tone: 360 ms (accept defaults)
- Tie Trunks

No information regarding Type Approval-related settings is currently available.

Digital Trunk Administration

Not all possible valid administrable combinations are listed in this section: Only the most common or standard combination, compatible with public-network and Type Approval standards for each country is presented:

- CO Trunks
 - DS1 Administration Screen ¹⁹
 - Circuit Pack: TN464D (not entered as an administrable item)
 - Bit Rate: 2.048
 - Interface Companding: A-law
 - Line Coding: HDB3
 - Signaling Mode: CAS
 - Country Protocol: 15
 - Interconnect: CO
 - CRC?: No
 - Idle Code: 01010100
 - Trunk Group Administration Screen (Timing)

Digital trunk timing values should be set as for analog CO trunks.
- DID Trunks
 - DS1 Administration Screen

19. DS1 is also analogous to the term E1 that has been coined for the European T1 or 2 mbit interface.

- Circuit Pack: TN464D (not entered as an administrable item)
- Bit Rate: 2.048
- Interface Companding: A-law
- Line Coding: HDB3
- Signaling Mode: CAS
- Country Protocol: 15
- Interconnect: CO
- CRC?: No
- Idle Code: 01010100

— Trunk Group Administration Screen (Timing)

Digital trunk timing values should be set as for analog DID trunks.

■ Tie Trunks

— Non-ISDN Signaling Example (DS1 Administration Screen)

- Circuit Pack: TN464D (Not entered as administrable item; TN464C from upgrades)
- Bit Rate: 2.048
- Interface Companding: A-law
- Line Coding: HDB3
- Signaling Mode: CAS
- Country Protocol: 1
- Interconnect: pbx
- CRC?: no
- Idle Code: 01010100

— ISDN-PRI (Private Network) Signaling

This example assumes use of US Option1 with facility associated signaling. Other feature options will require changes in one or more administered items.

- DS1 Administration screen
 - Circuit Pack: TN464D (or TN464C from upgrades)
 - Bit Rate: 2.048
 - Interface Companding: A-law
 - Line Coding: HDB3
 - Signaling Mode: isdn-pri
 - Country Protocol: 1

- Connect: pbx
 - Interface: user
 - CRC: No
 - Idle Code: 11111111
- Signaling Group screen
 - Associated Signaling: Yes
 - Primary D_Channel: xxxx16 (xxxx=>depends on CP physical location)
- Trunk Group Administration screen
 - Group Type: isdn-pri
 - Service Type: tie
- ISDN-PRI (Public Network) (Not available for this country).

Saudi Arabia

Overview

- R2-MFC DID signaling is used.
- The PBX supplies DID Battery.
- 600 resistive impedance is used on CO trunks.
- Ringback tone to network: 425 Hz 1.2/4.65 Cadence.

[Table 50](#) shows the recommended circuit packs.


Table 50. Recommended and Available CPs in Saudia Arabia

Equipment	Equipment Type
Cabinet Type & Power	GAC-MCC AC-MCC DC-MCC AC-SCC DC-SCC AC-CSCC AC-CMC
AC Power Voltage & Freq	110V/60Hz 220V/50Hz
Ring Generator	20Hz
Tone Detector	> TN2182B > TN744D TN748D TN756
Tone Clock	> TN2182B TN780 TN756
R2MFC Circuit	> TN7444D TN744B
Speech Synthesizer	> TN725B
Call Classifier	> TN744D
Announcement	TN750C TN750B
Analog DID Trunk	> TN753
Analog CO Trunk (No PPM)	> TN747B
Analog CO Trunk (w/PPM)	
4 Wire Tie Trunk	> TN760D
2 Wire Tie Trunk	
Auxiliary Trunk	> TN763D TN763C
Digital CO/DID Trunk	> TN464F
Digital Tie Trunk	> TN464F TN464E TN464D TN464C TN464B
Digital PRI CO Trunk	n/a
Digital BRI Trunk	

Continued on next page

Table 50. Recommended and Available CPs in Saudia Arabia — *Continued*

Equipment	Equipment Type
Digital Converter PRI-DASS	
Digital Converter PRI-DPNSS	
Digital Converter PRI-BRI	
8 Port Analog Line	TN742
16 Port Analog Line	> TN746B
24 Port Analog Line	n/a
4 Wire Digital Line	> TN754B
2 Wire Digital Line	TN#2224 > TN2181
Data Line	> TN726B
BRI-U Line	
BRI-ST Line	

 **NOTE:**
A-law companding is the national standard in Saudi Arabia. However, Mu-law is used internally to the system for service circuits and analog lines. Network interfaces are configured as A-law if required.

Feature Administration

Only those feature-related parameters that may have a Type Approval or basic connectivity implication for a particular country are listed here.

- **ARS/AAR Administration**
To enable ARS administration, on the System-Parameters Customer-Options screen, set the `ARS` field to **y**. You also should check all ARS/AAR defaults. All default ARS analysis codes are deleted before dialed strings are added for routing when DEFINITY is installed outside of North America. Be aware that the default for the 10 digits cause dialing problems. In particular, the following call types (appear as ARS/AAR defaults) typically are not used in non-North American ARS/AAR tables:

fnpa:	North American numbers with an area code.
hnpa:	North American numbers without an area code.
svc:	North American numbers of the screen “x11”.

Lucent recommends only the following call types be used outside North America:

int:	For all international numbers.
natl:	For all national PN numbers.
pubu:	For all other external (that is, not extensions) numbers.

System Parameter Administration

The screen displays shown in this section were effective the date the type approval was awarded. The screens may have changed since that date.

Only those feature-related parameters that may have a Type Approval or basic connectivity implication for a particular country are listed here.


- Feature-Related System Parameters Administration
 - Trunk-to-Trunk Transfer: Permitted by country's regulations - Selection is customer's choice.
 - Public Network Trunks on Conference Call: 5
 - Conference Parties With PNTs: 6
 - Conference Parties Without PNTs: 6
 - Line Intercept Tone Timer: 30
 - Night Service Disconnect Timer: 180 sec
 - Short Interdigit Timer: 3 sec
 - Unanswered DID Call Timer: 60
 - Auto-Hold: Yes²⁰
 - Attendant Tone: Yes
 - Bridging Tone: No
 - Conference Tone: No
 - Intrusion Tone: Yes
 - Repetitive Call Waiting Tone: No
 - DID Busy Treatment: Attendant
 - Pull Transfer: No
 - Level of Tone Detection: Broadband
 - Outpulse Without Tone: Yes

20. Although not a Type Approval issue, this represents the convention for this country.

- (Station-to-switch) Recall Timing:
 - Flashhook Interval: Yes
 - Upper Bound: 1000 ms
 - Lower Bound: 200 ms
- System Parameter Multifrequency Signaling Administration
 - Incoming Call Type: group-ii-mfc
 - Test Call Extension: As negotiated
 - Incoming Interdigit Timer: 10 sec
 - Incoming Signal Types:

GROUP-I	GROUP-II	GROUP-A	GROUP-B
11: drop	1: normal	Use defaults	3: busy
12: ignored	2: busy-rt-attd		4: congestion
13: maint-call	3: normal		5: intercept
14: ignore	4: normal		6: free
15: ignore	5: busy-rt-attd		
	6: data-call		
	7: normal		
	8: data-call		
	9: busy-rt-attd		
	10: busy-rt-attd		
	11: normal		
	12: busy-rt-attd		
	13: normal		
	14: busy-rt-attd		
	15: normal		

- Country Options Parameters
 - Companding Mode: mu-law

 **NOTE:**
Companding Mode: A-law is the national standard. Mu-law is used internal to the system for service circuits and analog lines. Network interfaces are configured as A-law if required.

- Base Tone Generation Set: 9
- Tone Detection Mode: default

- Interdigit Pause: default
- Digital Loss Plan: 9
- Analog Ringing Cadence: 9

Analog Trunk Administration

■ CO Trunks

— Trunk Group Screen

- Group Type: CO
- Country: 9
- Trunk Gain: high
- Direction: two-way
- Digit Absorption List: blank
- Prefix-1: No
- Trunk Type: loop-start
- Outgoing Dial Type: tone
- Trunk Termination: rc (complex impedance)
- Auto Guard: no
- Dial Access: Yes
- Call Still Held: no
- Terminal Balanced: yes
- Receive Answer Supervision: no
- Answer Supervision Timeout: 10 (This sets both the CP firmware timer and software timer. Set to 0 for any trunk that will receive answer supervision.)
- Disconnect Supervision - In: no
- Disconnect Supervision - Out: Selection is customer's choice.
- Disconnect Timing: 500 ms (This field will not be used with CPs that can accept the Incoming Disconnect and Outgoing Disconnect timers. Set these latter two timers from the Administrable Timers Screen.)

— Trunk Group Administration Screen (Timing)

Set the following timers from the Administrable Timers screen during administration of each trunk group. Select the following CO trunk timer values for this country:

- Incoming Disconnect: 500 ms

- Outgoing Disconnect: 500 ms
- Outgoing Dial Guard: 1600 ms
- Incoming Glare Guard: 1500 ms
- Outgoing Glare Guard: 1500 ms
- Outgoing Dial Pulse Rate (PPS): 10 pps
- Outgoing Rotary Digit Dial Make: 35 ms
- Outgoing Rotary Digit Dial Break: 65 ms
- Outgoing Rotary Dial Interdigit: 800 ms
- Ring Monitor Timer: 5200 ms
- Incoming Seizure: 500 ms
- Outgoing End-of-Dial: 10 sec
- Outgoing Seizure Response: 240 sec
- Programmed Dial Pause: 1500 ms
- Disconnect Signal Error: 240 sec
- Flash Length: 100 ms
- PPM: no
- DID Trunks
 - Trunk Group Screen
 - Group Type: DID
 - Country: 9
 - Trunk Gain: high
 - Digit Absorption List: blank
 - Incoming Dial Type: MF
 - Trunk Type: immed-start
 - Trunk Termination: rc (complex impedance)
 - Disconnect Supervision: no
 - Disconnect Timing: 500 ms (This field will not be used with CPs that can accept the Incoming Disconnect and Outgoing Disconnect timers. Set these latter two timers from the Administrable Timers Screen.)
 - Digit Treatment: blank
 - Digits: blank
 - Terminal Balanced: yes
 - Extended Loop Range: (Used Only with TN459) no

- Drop Treatment: silence
- Incoming Rotary Timeout (sec): 5 sec (This field will not be used with CPs that can accept the Incoming Partial Dial timer. Set this timer from the Administrable Timers Screen.)

— Trunk Group Administration Screen (Timing)

Set the following timers from the Administrable Timers screen during administration of each trunk group. Select the following DID trunk timer values for this country:

- Incoming Disconnect: 500 ms
 - Incoming Dial Guard: 50 ms
 - Incoming Partial Dial: 18 sec
 - Incoming Incomplete Dial: 255 sec
 - Flash Length: 100 ms
- Tie Trunks
- No special Type Approval regulations apply. Tie trunks are administered on a case-by-case basis.

Digital Trunk Administration

This section does not list all possible valid administrable combinations. Rather the most common or standard combination, compatible with public-network and Type Approval standards for each country, is presented:

- CO Trunks
- Not available in this country.
- DID Trunks
- Not available in this country.
- Tie Trunks
- Non-ISDN Signaling Example (DS1 Administration screen)
- Circuit Pack: TN464C
 - Bit Rate: 2.048
 - Interface Companding: A-law
 - Line Coding: HDB3
 - Signaling Mode: CAS
 - Country Protocol: 9
 - Interconnect: pbx
 - CRC?: no
 - Idle Code: 11111111

— ISDN-PRI (Private Network) Signaling

This example assumes use of US Option 1 with facility associated signaling. Other feature options will require changes in one or more administered items.

■ DS1 Administration screen

- Circuit Pack: TN464C
- Bit Rate: 2.048
- Interface Companding: A-law
- Line Coding: HDB3
- Signaling Mode: isdn-pri
- Country Protocol: 9
- Connect: pbx
- Interface: user
- CRC: No
- Idle Code: 11111111

■ Signaling Group screen

- Associated Signaling: Yes
- Primary D_Channel: xxxx16 (xxxx=>depends on CP physical location)

■ Trunk Group Administration screen

- Group Type: isdn-pri
- Service Type: tie

— ISDN-PRI (Public Network)

Not available in this country.

Singapore

[Table 51](#) shows the recommended circuit packs.


Table 51. Recommended and Available CPs in Singapore

Equipment	Equipment Type
Cabinet Type & Power	GAC-MCC DC-MCC AC-SCC DC-SCC AC-CSCC AC-CMC
AC Power Voltage & Freq	230V/50Hz
Ring Generator	20Hz
Tone Detector	> TN2182B > TN744D TN748D TN756
Tone Clock	> TN2182B TN780 TN756
R2MFC Circuit	> TN7444D TN744B
Speech Synthesizer	> TN725B
Call Classifier	> TN744D
Announcement	TN750C TN750B TN750
Analog DID Trunk	> TN753
Analog CO Trunk (No PPM)	> TN747B
Analog CO Trunk (w/PPM)	
4 Wire Tie Trunk	> TN760D
2 Wire Tie Trunk	
Auxiliary Trunk	> TN763D TN763C
Digital CO/DID Trunk	
Digital Tie Trunk	> TN464F TN464E TN464D TN464C
Digital PRI CO Trunk	> TN464F TN464E TN464D TN464C
Digital BRI Trunk	> TN2185
Digital Converter PRI-DASS	
Digital Converter PRI-DPNSS	
Digital Converter PRI-BRI	
8 Port Analog Line	TN742
16 Port Analog Line	> TN746B
24 Port Analog Line	TN2793

Continued on next page

Table 51. Recommended and Available CPs in Singapore — Continued

Equipment	Equipment Type
4 Wire Digital Line	> TN754B
2 Wire Digital Line	#TN2224 > TN2181
Data Line	> TN726B
BRI-U Line	
BRI-ST Line	

 **NOTE:**
A-law companding is the national standard in Singapore. However, Mu-law is used internally to the system for service circuits and analog lines. Network interfaces are configured as A-law if required.

Feature Administration

The screen displays shown in this section were effective the date the type approval was awarded. The screens may have changed since that date.

Only those feature-related parameters that may have a Type Approval or basic connectivity implication for a particular country are listed here.

- **ARS/AAR Administration**
To enable ARS administration, on the System-Parameters Customer-Options screen, set the `ARS` field to **y**. You also should check all ARS/AAR defaults. All default ARS analysis codes are deleted before dialed strings are added for routing when DEFINITY is installed outside of North America. Be aware that the default for the 10 digits cause dialing problems. In particular, the following call types (appear as ARS/AAR defaults) typically are not used in non-North American ARS/AAR tables:

fnpa:	North American numbers with an area code.
hnpa:	North American numbers without an area code.
svc:	North American numbers of the screen “x11”.

Lucent recommends only the following call types be used outside North America:

int:	For all international numbers.
natl:	For all national PN numbers.
pubu:	For all other external (that is, not extensions) numbers.

System Parameter Administration

Only those feature-related parameters that may have a Type Approval or basic connectivity implication for a particular country are listed here.


- Feature-Related System Parameters Administration
 - Trunk-to-Trunk Transfer: Permitted by country's regulations - Selection is customer's choice.
 - Public Network Trunks on Conference Call: 5
 - Conference Parties With PNTs: 6
 - Conference Parties Without PNTs: 6
 - Line Intercept Tone Timer: 30
 - Night Service Disconnect Timer: 180 sec
 - Short Interdigit Timer: 3 sec
 - Unanswered DID Call Timer: 60
 - Auto-Hold: Yes ²¹
 - Attendant Tone: Yes
 - Bridging Tone: No
 - Conference Tone: No
 - Intrusion Tone: No
 - Repetitive Call Waiting Tone: No
 - DID Busy Treatment: Attendant
 - Pull Transfer: No
 - Level of Tone Detection: Broadband
 - Outpulse Without Tone: Yes
 - (Station-to-switch) Recall Timing:
 - Flashhook Interval: Yes

21. Although not a Type Approval issue, this represents the convention for this country.

- Upper Bound: 1000 ms
- Lower Bound: 200 ms
- System Parameter Multifrequency Signaling Administration
 - Incoming Call Type: group-ii-mfc
 - Test Call Extension: As Negotiated
 - Incoming Interdigit Timer: 10 sec
 - Incoming Signal Types:

GROUP-I	GROUP-II	GROUP-A	GROUP-B
Use defaults	Use defaults	Use defaults	1: free
			2: busy
			5: congestion
			7: intercept

- Country Options Parameters
 - Companding Mode: mu-law

 **NOTE:**
Companding Mode: A-law is the national standard. Mu-law is used internal to the system for service circuits and analog lines. Network interfaces are configured as A-law if required.

- Base Tone Generation Set: 6
- Tone Detection Mode: default
- Interdigit Pause: default
- Digital Loss Plan: 6
- Analog Ringing Cadence: 6

Analog Trunk Administration

- CO Trunks
 - Trunk Group Screen
 - Group Type: CO
 - Country: 6
 - Trunk Gain: high
 - Direction: two-way
 - Digit Absorption List: blank
 - Prefix-1: No

- Trunk Type: loop-start
- Outgoing Dial Type: tone
- Trunk Termination: rc (complex impedance)
- Auto Guard: no
- Dial Access: yes
- Call Still Held: no
- Terminal Balanced: yes
- Receive Answer Supervision: no
- Answer Supervision Timeout: 10 (This sets both the CP firmware timer and software timer. Set to 0 for any trunk that will receive answer supervision.)
- Disconnect Supervision - In: no
- Disconnect Supervision - Out: Selection is customer's choice.
- Disconnect Timing: 500 ms (This field will not be used with CPs that can accept the Incoming Disconnect and Outgoing Disconnect timers. Set these latter two timers from the Administrable Timers Screen.)

— Trunk Group Administration Screen (Timing)

Set the following timers from the Administrable Timers screen during administration of each trunk group. Select the following CO trunk timer values for this country:

- Incoming Disconnect: 500 ms
- Outgoing Disconnect: 500 ms
- Outgoing Dial Guard: 1600 ms
- Incoming Glare Guard: 1500 ms
- Outgoing Glare Guard: 1500 ms
- Outgoing Dial Pulse Rate (PPS): 10 pps
- Outgoing Rotary Digit Dial Make: 35 ms
- Outgoing Rotary Digit Dial Break: 65 ms
- Outgoing Rotary Dial Interdigit: 800 ms
- Ring Monitor Timer: 5200 ms
- Incoming Seizure: 500 ms
- Outgoing End-of-Dial: 10 sec
- Outgoing Seizure Response: 240 sec
- Programmed Dial Pause: 1500 ms

- Disconnect Signal Error: 240 sec
- Flash Length: 100 ms
- PPM: no
- DID Trunks
 - Trunk Group Screen
 - Group Type: DID
 - Country: 6
 - Trunk Gain: high
 - Digit Absorption List: blank
 - Incoming Dial Type: MF
 - Trunk Type: immed-start
 - Trunk Termination: rc (complex impedance)
 - Disconnect Supervision: no
 - Disconnect Timing: 500 ms (This field will not be used with CPs that can accept the Incoming Disconnect and Outgoing Disconnect timers. Set these latter two timers from the Administrable Timers Screen.)
 - Digit Treatment: blank
 - Digits: blank
 - Expected Digits: depends on system size and numbering plan
 - Terminal Balanced: yes
 - Extended Loop Range: (Used Only with TN459) no
 - Drop Treatment: silence
 - Incoming Rotary Timeout (sec): 5 sec (This field will not be used with CPs that can accept the Incoming Partial Dial timer. Set this timer from the Administrable Timers Screen.)
 - Trunk Group Administration Screen (Timing)

Set the following timers from the Administrable Timers screen during administration of each trunk group. Select the following DID trunk timer values for this country:

 - Incoming Disconnect: 500 ms
 - Incoming Dial Guard: 50 ms
 - Incoming Partial Dial: 18 sec
 - Incoming Incomplete Dial: 255 sec
 - Flash Length: 100 ms

- Tie Trunks

No special Type Approval regulations apply. Tie trunks are administered on a case-by-case basis.

Digital Trunk Administration

This section does not list all possible valid administrable combinations. Rather the most common or standard combination, compatible with public-network and Type Approval standards for each country, is presented:

- CO Trunks

Not available in this country.

- DID Trunks

Not available in this country.

- Tie Trunks

- Non-ISDN Signaling Example (DS1 Administration Screen)

- Circuit Pack: TN464D (or TN464C from upgrades)
 - Bit Rate: 2.048
 - Interface Companding: A-law
 - Line Coding: HDB3
 - Signaling Mode: CAS
 - Country Protocol: 6
 - Interconnect: pbx
 - CRC?: no
 - Idle Code: 11111111

- ISDN-PRI (Private Network) Signaling

This example assumes use of US Option 1 with facility associated signaling. Other feature options will require changes in one or more administered items.

- DS1 Administration screen

- Circuit Pack: TN464D (or TN464C,B from upgrades)
 - Bit Rate: 2.048
 - Interface Companding: A-law
 - Line Coding: HDB3
 - Signaling Mode: isdn-pri
 - Country Protocol: 1
 - Connect: pbx

- Interface: user
 - CRC: No
 - Idle Code: 11111111
- Signaling Group screen
 - Associated Signaling: Yes
 - Primary D_Channel: xxxx16 (xxxx=>depends on CP physical location)
- Trunk Group Administration screen
 - Group Type: isdn-pri
 - Service Type: tie
- ISDN-PRI (Public Network)
Not available for this country.

Slovak Republic

Table 52 shows the recommended circuit packs.

Table 52. Recommended and Available CPs in Slovak Republic

Equipment	Equipment Type
Cabinet Type & Power	GAC-MCC DC-MCC AC-SCC DC-SCC AC-CSCC AC-CMC
AC Power Voltage & Freq	220V/50Hz
Ring Generator	25Hz
Tone Detector	> TN2182B > TN744D TN420C
Tone Clock	> TN2182B TN780
R2MFC Circuit	
Speech Synthesizer	> TN457
Call Classifier	> TN744D
Announcement	TN750C TN750B
Analog DID Trunk	> TN753v17
Analog CO Trunk (No PPM)	> TN747Bv12
Analog CO Trunk (w/PPM)	#TN465C> TN465B
4 Wire Tie Trunk	> TN760Dv11
2 Wire Tie Trunk	
Auxiliary Trunk	> TN763D
Digital CO/DID Trunk	> TN464F TN464E
Digital Tie Trunk	> TN464F TN464E
Digital PRI CO Trunk	n/a
Digital BRI Trunk	> TN2185
Digital Converter PRI-DASS	
Digital Converter PRI-DPNSS	
Digital Converter PRI-BRI	
8 Port Analog Line	n/a
16 Port Analog Line	> TN746B
24 Port Analog Line	n/a

Continued on next page

Table 52. Recommended and Available CPs in Slovak Republic —
Continued

Equipment	Equipment Type
4 Wire Digital Line	> TN754B
2 Wire Digital Line	#TN2224 > TN2181 TN2136
Data Line	> TN726B
BRI-U Line	
BRI-ST Line	

Feature Administration

The screen displays shown in this section were effective the date the type approval was awarded. The screens may have changed since that date.

Only those feature-related parameters that may have a Type Approval or basic connectivity implication for a particular country are listed here.

■ ARS/AAR Administration

To enable ARS administration, on the System-Parameters Customer-Options screen, set the `ARS` field to **y**. You also should check all ARS/AAR defaults. All default ARS analysis codes are deleted before dialed strings are added for routing when DEFINITY is installed outside of North America. Be aware that the default for the 10 digits cause dialing problems. In particular, the following call types (appear as ARS/AAR defaults) typically are not used in non-North American ARS/AAR tables:

fnpa:	North American numbers with an area code.
hnpa:	North American numbers without an area code.
svc:	North American numbers of the screen “x11”.

Lucent recommends only the following call types be used outside North America:

int:	For all international numbers.
natl:	For all national PN numbers.
pubu:	For all other external (that is, not extensions) numbers.

System Parameter Administration

Only those feature-related parameters that may have a Type Approval or basic connectivity implication for a particular country are listed here.

- Feature-Related System Parameters Administration
 - Off-Premises Tone Detect Timeout Interval (seconds): 5

display system-parameters featuresPage 1 of 6

FEATURE-RELATED SYSTEM PARAMETERS

Trunk-to-Trunk Transfer: all

Coverage Subsequent Redirection/CFWD No Answer Interval: 2

Coverage - Caller Response Interval (seconds): 4

Keep Held SBA at Coverage Point? y

Automatic Callback - No Answer Timeout Interval (rings): 3

Call Park Timeout Interval (minutes): 10

Off-Premises Tone Detect Timeout Interval (seconds): 5

AAR/ARS Dial Tone Required? y

Music/Tone on Hold: none

Music (or Silence) on Transferred Trunk Calls? no

DID/Tie/ISDN Intercept Treatment: attd

Messaging Service Adjunct (MSA) Connected? n

Internal Automatic Answer for Attendant Extended Calls? n

Automatic Circuit Assurance (ACA) Enabled? n

Abbreviated Dial Programming by Assigned Lists? n

Auto Abbreviated/Delayed Transition Interval (rings): 2

- Night Service Disconnect Timer (seconds): 10 (10 or blank for testing optional responses to errors)
- Unanswered DID Call Timer (seconds): 180
- DID Busy Treatment (set to attendant for testing optional response to errors)

display system-parameters featuresPage 5 of 6

FEATURE-RELATED SYSTEM PARAMETERS

Public Network Trunks on Conference Call: 5

Conference Parties with Public Network Trunks: 6

Conference Parties without Public Network Trunks: 6

Night Service Disconnect Timer (seconds): 10

Short Interdigit Timer (seconds): 3

Unanswered DID Call Timer (seconds): 180

Line Intercept Tone Timer (seconds): 20

Auto Start? n

Auto Hold? y

Attendant Tone? y

Bridging Tone? n

Conference Tone? n

Intrusion Tone? y

DID Busy Treatment: tone

Allow AAR/ARS Access from DID/DIOD? n

DISTINCTIVE AUDIBLE ALERTING

Internal: 1 External: 2 Priority: 3

- Outpulse Without Tone? n (for dial tone detection)
- Network Feedback During Tone Detection? n (for dial tone detection)

display system-parameters features

FEATURE-RELATED SYSTEM PARAMETERS

Pull Transfer: n

Level Of Tone Detection: precise

Wait Answer Supervision Timer? n

Repetitive Call Waiting Tone? n

Outpulse Without Tone? n

Network Feedback During Tone Detection? n

Intercept Treatment On Failed Trunk Transfers? n

Vector Disconnect Timer (min):

Station Tone Forward Disconnect: intercept

Misoperation Alerting? n

Allow Conference via Flash? y

RECALL TIMING

Flashhook Interval? y

Upper Bound (msec): 1000

Lower Bound (msec): 200

Forward Disconnect Timer (msec): 600

ENHANCED DCS

Enhanced DCS Enabled? n

- System Parameters Customer Options
 - ARS? y (for dial tone detection)

display system-parameters customer-optionsPage 1 of 2

OPTIONAL FEATURES

G3 Version: V4

Logged-In ACD Agents: 150

Abbreviated Dialing Enhanced List? n

A/D Grp/Sys List Dialing Start at 01? n

ACD? n

AT&T Adjunct Links? n

Answer Supervision by Call Classifier? n

ARS? y

ARS/AAR Partitioning? y

ASAI Interface? n

ATMS? n

Audible Message Waiting? n

Authorization Codes? n

BCMS (Basic)? n

BCMS/VuStats LoginIDs? n

BCMS/VuStats Service Level? n

Call Work Codes? n

CAS Branch? n

CAS Main? n

DCS (Basic)? n

DCS Call Coverage? n

DTMF Feedback Signals For VRU? n

Emergency Access to Attendant? y

Expert Agent Selection (EAS)? n

External Device Alarm Admin? n

Flexible Billing? n

Forced Entry of Account Codes? n

Hospitality (Basic)? y

G3V3 Hospitality Enhancements? n

Hospitality Parameter Reduction? n

- Malicious Call Trace? y (for Malicious Call feature)
- Multifrequency Signaling? y

display system-parameters customer-options

OPTIONAL FEATURES

ISDN-PRI? n

ISDN-PRI over PACCON? n

Lookahead Interflow (LAI)? n

Malicious Call Trace? y

Multifrequency Signaling? y

Multiple Call Handling (On Request)? n

Multiple Call Handling (Forced)? n

PASTE (Display PBX Data on Phone)? n

Premier Business Package? y

Processor and System MSP? n

Private Networking? n

Restrict Call Forward Off Net? y

Secondary Data Module? n

Service Observing (Basic)? y

Service Observing (Remote/By FAC)? n

Service Observing (VDNs)? n

Station and Trunk MSP? n

Tenant Partitioning? n

Terminal Trans. Init. (TTI)? n

Time of Day Routing? n

Uniform Dialing Plan? n

Vectoring (Basic)? n

Vectoring (Prompting)? n

Vectoring (G3V4 Enhanced)? n

Vectoring (ANI/II-Digits Routing)? n

Vectoring (G3V4 Advanced Routing)? n

VDN of Origin Announcement? n

VDN Return Destination? n

Voice Mail Application Support? n

VuStats? n

VuStats (G3V4 Enhanced)? n

Wideband Switching? n

- System Parameter Country Options Administration
 - Companding Mode: A-Law
 - Digital Loss Plan: 14
 - Analog Ringing Cadence: 14
 - Analog Line Transmission: 14

— Tone Detection Mode: 5

display system-parameters country-optionsPage 1 of 21

SYSTEM PARAMETERS COUNTRY-OPTIONS

Companding Mode: A-LawBase Tone Generator Set: 14

440Hz PBX-dial Tone? n440Hz Secondary-dial Tone? n

Digital Loss Plan: 14

Analog Ringing Cadence: 14Set Layer 1 timer T1 to 30 seconds? n

Analog Line Transmission: 14

tone detection parameters

Tone Detection Mode: 5Dial Tone Validation Timer(msec): 500

Interdigit Pause: long

— Customized Individual Tones

In this section, customized tone definitions follow the data-entry syntax as specified for entry on the Individual Tone Administration Screen:

[(Frequency/Level)|silence|goto)][(Duration ms)](Step)]

— Intrusion:

- (425/-11.0)(350)
- (silence)(350)
- (425/-5.0)(350)
- (silence)(1500)
- (goto)(1)

— Reorder (Congestion):

- (425/-5)(150)
- (silence)(150)
- (goto)(1)

— Secondary Dial Tone:

- (425/-5)(150)
- (silence)(150)
- (425/-5)(150)
- (silence)(150)
- (425/-5)(150)
- (silence)(150)
- (425/-5)(650)

- (silence)(650)
- (goto)(1)
- PBX Dial Tone:
 - (425/-5)(500)
 - (goto)(1)
- Busy:
 - (425/-5)(350)
 - (silence)(350)
 - (goto)(1)
- Ringback:
 - (425/-5)(1000)
 - (silence)(4000)
 - (goto)(1)
- Call Wait 1:
 - (425/-11)(350)
- Recall Dial:
 - (425/-4)(150)
 - (silence)(150)
 - (425/-4)(150)
 - (silence)(150)
 - (425/-4)(1000)
 - (goto)(5)
- CDR System Parameters
 - Primary Output Format: int-direct (for showing PPM)

```
display system-parameters cdr
```

```
CDR SYSTEM PARAMETERS
```

```
Node Number (Local PBX ID): 1          CDR Date Format: month/day
Primary Output Format: int-direct       Primary Output Ext: eia
Secondary Output Format:
Use ISDN Layouts? n                   EIA Device Bit Rate: 9600
Use Enhanced Formats? n
Record Outgoing Calls Only? n         Intra-switch CDR? n
Suppress CDR for Ineffective Call Attempts? y   CDR Call Splitting? y
Disconnect Information in Place of FRL? n       Attendant Call Recording? y
Interworking Feat-flag? n
Force Entry of Acct Code for Calls Marked on Toll Analysis Form? n
Calls to Hunt Group - Record: member-ext
Record Called Vector Directory Number Instead of Group or Member? n
Record Non-Call-Assoc TSC? n
Record Call-Assoc TSC? n             Digits to Record for Outgoing Calls: dialed
Privacy - Digits to Hide: 0          CDR Account Code Length: 2
```

- System Parameter Multifrequency Signaling Administration (Pay close attention to the values on the following three screens. They are critical.)
 - Request Incoming ANI (non-AAR/ARS)? n (To check Incoming ANI, enter yes. It is part of the malicious call trace option.)

```
display system-parameters multifrequency-signaling
```

```
Page 1 of 3
```

```
MULTIFREQUENCY-SIGNALING-RELATED SYSTEM PARAMETERS
```

```
Incoming Call Type: group-ii-mfc
Outgoing Call Type: group-ii-mfc
Maintenance Call Type: none
Test Call Extension:
Interdigit Timer (sec): 20
Outgoing Forward Signal Present Timer (sec): 20
Outgoing Forward Signal Absent Timer (sec): 12
Multifrequency Signaling Incoming Intercept Treatment? y
Received Signal Gain(-Loss) (dB): 0
Transmitted Signal Gain(-Loss) (dB): -3
Collect All Digits Before Seizure? n
ANI Prefix: 42
ANI for PBX: 400
Next ANI Digit: send-ani
Request Incoming ANI (non-AAR/ARS)? n
Called Party Category: user-type
Use COR for Calling Party Category? n
```

**NOTE:**

On Page 2 of the Multifrequency-Signaling-Related System Parameters screen, Group-I, numbers 12, 13, and 14, should all be *ani-not-avail*.

display system-parameters multifrequency-signaling

MULTIFREQUENCY-SIGNALING-RELATED SYSTEM PARAMETERS

Page 2 of 3

INCOMING FORWARD SIGNAL TYPES (Tones from CO)		INCOMING BACKWARD SIGNAL TYPES (Tones to CO)	
Group-I	Group-II	Group-A	Group-B
11: send-congest	1: normal	1 : next-digit	3 : busy
12: send-congest	2: busy-rt-attd	3 : end-of-dial	4 : congestion
13: ani-not-avail	3: busy-rt-attd	4 : congestion	5 : intercept
14: send-congest	4: normal	5 : send-ani	6 : free
15: end-of-dial	5: busy-rt-attd	:	:
	6: normal	:	:
	7: normal	:	:
	8: normal	:	:
	9: busy-rt-attd	:	:
	10: normal	:	:
	11: send-intercept	:	:
	12: send-intercept	:	:
	13: normal	:	:
	14: normal	:	:
	15: send-intercept	:	:

display system-parameters multifrequency-signaling

MULTIFREQUENCY-SIGNALING-RELATED SYSTEM PARAMETERS

OUTGOING FORWARD SIGNAL TYPES (Tones to CO)		OUTGOING BACKWARD SIGNAL TYPES (Tones from CO)	
Group-I	Group-II	Group-A	Group-B
12: ani-not-avail	1 : normal	1: next-digit	1: free
15: end-of-digits	1 : attendant	2: last-digit	2: congestion
:	6 : data-call	3: end-of-dial	3: busy
:	:	4: congestion	4: congestion
:	:	5: send-ani	5: intercept
:	:	6: setup-sppath	6: free
	:	7: last-2-digits	7: free
	:	8: last-3-digits	8: intercept
	:	9: congestion	9: congestion
	:	10: congestion	10: congestion
	:	11: congestion	11: congestion
	:	12: congestion	12: congestion
	:	13: congestion	13: congestion
	:	14: congestion	14: congestion
	:	15: congestion	15: congestion

- ARS Digit Analysis
 - Rte Pat: 2 (for dial tone detect)

display ars analysis 0

ARS DIGIT ANALYSIS TABLE													
Partitioned Group Number: 1										Percent Full: 2			
Dialed String	Total Mn	Rte Mx	Call Pat	Nd Type	ANI Num	Rq	Dialed String	Total Mn	Rte Mx	Call Pat	Nd Type	ANI Num	Rq
2	2	7	2	pubu	n							n	
3	2	7	2	pubu	n							n	
4	2	7	2	pubu	n							n	
5	2	7	2	pubu	n							n	
6	7	7	2	hnpa	n							n	
7	2	7	2	pubu	n							n	
8	2	7	2	pubu	n							n	
9	2	7	2	pubu	n							n	
					n							n	
					n							n	
					n							n	
					n							n	
					n							n	
					n							n	

- Route Pattern
 - Inserted Digits: + (for dial tone detect)

display route-pattern 2

Pattern Number: 2									
Grp. No.	FRL	NPA	Pfx	Hop	Toll	No.	Del	Inserted Digits	
1: 29	0		Mrk	Lmt	List	Digits			+
2:									
3:									
4:									
5:									
6:									

- Console Parameters


```
display console-parameters                                     Page 1 of 3

                                CONSOLE PARAMETERS
Attendant Group Name: OPERATOR
COS: 1                                                         COR: 1
Calls in Queue Warning: 5                                     Attendant Lockout? y
Ext Alert Port (TAAS):
CAS: none
IAS (Branch)? n
IAS Att. Access Code:
Night Service Act. Ext.:
IAS Tie Trunk Group No.:
Alternate FRL Station:
DID-LDN Only to LDN Night Ext? n

TIMING
Time Reminder on Hold (sec): 30                               Return Call Timeout (sec): 30
Time in Queue Warning (sec):
INCOMING CALL REMINDERS
No Answer Timeout (sec): 60                                   Alerting (sec): 10
Secondary Alert on Held Reminder Calls? y

ABBREVIATED DIALING
List1:                                                         List2:
List3:
COMMON SHARED EXTENSIONS
Starting Extension:                                           Count:
```

— Night Destination: 302 (for testing optional response to errors)

```
display listed-directory-numbers

LISTED DIRECTORY NUMBERS
Ext      Name      TN
1:
2:
3:
4:
5:
6:
7:
8:
Night Destination: 302
```

Trunk Groups

list trunk-group

TRUNK GROUPS											
Grp			No.			Out			Queue		
No.	TAC	Group Type	Group Name	Mem	TN	COR	CDR	Meas	Disp?	Length	
23	923	co	Slov.LS_out_MFC	1	1	1	y	none	y	0	
24	924	co	slov.co.dec	1	1	1	y	none	n	0	
29	929	co	slov ana co	1	1	1	y	none	n	0	
31	931	did	slovak mf did	1	1	1	y	none	n	0	
32	932	did	slovak did dec	1	1	1	y	none	n	0	

- CO Trunk Groups
 - Example: Loop Start Outgoing MFC
 - Country: 14
 - Trunk Type: loop-start
 - Outgoing Dial Type: mf
 - Disconnect Supervision - Out? n
 - Answer Supervision Timeout: 0

display trunk-group 23

Page 1 of 10

TRUNK GROUP											
Group Number: 23			Group Type: co			CDR Reports: y					
Group Name: Slov.LS_out_MFC			COR: 1			TN: 1			TAC: 923		
Direction: outgoing			Outgoing Display? y								
Dial Access? y			Busy Threshold: 99								
Queue Length: 0			Country: 14								
Comm Type: voice			Digit Absorption List:								
Prefix-1? n			Trunk Flash? n			Toll Restricted? n					
TRUNK PARAMETERS											
Trunk Type: loop-start											
Outgoing Dial Type: mf											
Trunk Termination: rc			Disconnect Timing(msec): 500								
Auto Guard? n			Call Still Held? n			Sig Bit Inversion: none					
Terminal Balanced? n			RA Trunk Loss: 0db								
			Trunk Gain: high								
Disconnect Supervision -			Out? n								
Answer Supervision Timeout: 0			Receive Answer Supervision? y								

display trunk-group 23Page 2 of 10
TRUNK FEATURES
ACA Assignment? n Measured: none
Maintenance Tests? y
Data Restriction? n
Suppress # Outpulsing? n

display trunk-group 23
TRUNK GROUP
ADMINISTRABLE TIMERS
Outgoing Disconnect(msec): 500
Outgoing Dial Guard(msec): 1600
Outgoing Glare Guard(msec): 1500
Incoming Seizure(msec): 500
Outgoing Seizure Response(sec): 5
Ringing Monitor(msec): 5200
Programmed Dial Pause(msec): 1500
Flash Length(msec): 540
END TO END SIGNALING
Tone(msec): 350 Pause(msec): 150
OUTPULSING INFORMATION
PPS: 10 Make(msec): 40 Break(msec): 60 PPM? y Frequency: 50/12k

- Outgoing Disconnect (msec): 500
- Example: Digital CO Trunk
 - Country: 14
 - Trunk Type: loop-start
 - Outgoing Dial Type: rotary
 - Disconnect Supervision - Out? n
 - Answer Supervision Timeout: 0

display trunk-group 24

Page 1 of 10

TRUNK GROUP

Group Number: 24Group Type: coCDR Reports: y

Group Name: slov.co.decCOR: 1TN: 1TAC: 924

Direction: outgoingOutgoing Display? n

Dial Access? yBusy Threshold: 99

Queue Length: 0Country: 14

Comm Type: voiceDigit Absorption List:

Prefix-1? nTrunk Flash? nToll Restricted? y

TRUNK PARAMETERS

Trunk Type: loop-start

Outgoing Dial Type: rotaryCut-Through? n

Trunk Termination: rcDisconnect Timing(msec): 500

Auto Guard? nCall Still Held? nSig Bit Inversion: none

Terminal Balanced? nRA Trunk Loss: 0db

Trunk Gain: high

Disconnect Supervision - Out? n

Answer Supervision Timeout: 0Receive Answer Supervision? y

display trunk-group 24

Page 2 of 10

TRUNK FEATURES

ACA Assignment? nMeasured: none

Maintenance Tests? y

Data Restriction? n

Suppress # Outpulsing? n

- Outgoing Disconnect (msec): 500
- Outgoing Rotary Dial Interdigit (msec): 800

display trunk-group 24

TRUNK GROUP

ADMINISTRABLE TIMERS

Outgoing Disconnect(msec): 500

Outgoing Dial Guard(msec): 1600

Outgoing Glare Guard(msec): 1500

Outgoing Rotary Dial Interdigit(msec): 800

Ringling Monitor(msec): 5200Incoming Seizure(msec): 500

Outgoing Seizure Response(sec): 5

Programmed Dial Pause(msec): 1500

Flash Length(msec): 540

END TO END SIGNALING

Tone(msec): 350Pause(msec): 150

OUTPULSING INFORMATION

PPS: 10Make(msec): 40Break(msec): 60PPM? yFrequency: 50/12k

- Example: Analog CO Trunk
- Country: 14
 - Trunk Type: loop-start
 - Answer Supervision Timeout: 0

```
display trunk-group 29                                     Page 1 of 10

                                TRUNK GROUP
Group Number: 29      Group Type: co      CDR Reports: y
Group Name: slov ana co      COR: 1      TN: 1      TAC: 929
Direction: two-way      Outgoing Display? n
Dial Access? y      Busy Threshold: 99      Night Service:
Queue Length: 0      Country: 14      Incoming Destination: attd

Comm Type: voice      Auth Code? n      Digit Absorption List:
Prefix-1? y      Trunk Flash? n      Toll Restricted? y
TRUNK PARAMETERS
    Trunk Type: loop-start
    Outgoing Dial Type: tone      Cut-Through? n
    Trunk Termination: rc      Disconnect Timing(msec): 500
    Auto Guard? n      Call Still Held? n      Sig Bit Inversion: none
    Terminal Balanced? n      RA Trunk Loss: 0db

                                Trunk Gain: high
Disconnect Supervision - In? y      Out? n      Cyclical Hunt? n
Answer Supervision Timeout: 0      Receive Answer Supervision? y
```

```
display trunk-group 29                                     Page 2 of 10
TRUNK FEATURES
    ACA Assignment? n      Measured: none
                                Maintenance Tests? y
    Data Restriction? n
    Abandoned Call Search? n
    Suppress # Outpulsing? n
```

```
display trunk-group 29

                                TRUNK GROUP

ADMINISTRABLE TIMERS
  Incoming Disconnect(msec): 500          Outgoing Disconnect(msec): 500
                                           Outgoing Dial Guard(msec): 1600
  Incoming Glare Guard(msec): 1500        Outgoing Glare Guard(msec): 1500
    Ringing Monitor(msec): 5200          Incoming Seizure(msec): 500
  Outgoing End of Dial(sec): 10          Outgoing Seizure Response(sec): 5
  Programmed Dial Pause(msec): 1500
    Flash Length(msec): 540
```

```
display trunk-group 29

                                TRUNK GROUP

ADMINISTRABLE TIMERS
  Incoming Disconnect(msec): 500          Outgoing Disconnect(msec): 500
                                           Outgoing Dial Guard(msec): 1600
  Incoming Glare Guard(msec): 1500        Outgoing Glare Guard(msec): 1500
    Ringing Monitor(msec): 5200          Incoming Seizure(msec): 500
  Outgoing End of Dial(sec): 10          Outgoing Seizure Response(sec): 5
  Programmed Dial Pause(msec): 1500
    Flash Length(msec): 540
END TO END SIGNALING
  Tone(msec): 350      Pause(msec): 150
OUTPULSING INFORMATION
  PPS: 10      Make(msec): 40      Break(msec): 60      PPM? n
```

- DID Trunk Groups
 - Example: MFC Signaling DID
 - Country: 14

```
display trunk-group 31

                                TRUNK GROUP

Group Number: 31          Group Type: did          CDR Reports: y
Group Name: slovak mf did      COR: 1          TN: 1          TAC: 931
                                Country: 14          CO Type: digital
                                Auth Code? n

TRUNK PARAMETERS
  Trunk Type: immed-start          Incoming Rotary Timeout(sec): 5
                                   Incoming Dial Type: mf
  Trunk Termination: rc          Disconnect Timing(msec): 500
  Digit Treatment:                Digits:
  Expected Digits:                Sig Bit Inversion: none
  Terminal Balanced? n          RA Trunk Loss: 0db
  Extended Loop Range? n          Trunk Gain: high          Drop Treatment: silence
Disconnect Supervision - In? n
```

display trunk-group 31Page 2 of 10

TRUNK FEATURES

ACA Assignment? nMeasured: noneMaintenance Tests? y

Data Restriction? n

Suppress # Outpulsing? n

- Incoming Disconnect (msec): 90
- Incoming Dial Guard (msec): 1500 (to mask problem detection glitches as digits)

display trunk-group 31Page 3 of 10

TRUNK GROUP

ADMINISTRABLE TIMERS

Incoming Disconnect(msec): 90

Incoming Dial Guard(msec): 1500

Flash Length(msec): 540Incoming Incomplete Dial Alarm(sec): 255

END TO END SIGNALING

Tone(msec): 350Pause(msec): 150

— Example: Rotary Signaling Digital DID

- Country: 14
- Trunk Type: immed-start
- Incoming Dial Type: rotary

display trunk-group 32Page 1 of 10

TRUNK GROUP

Group Number: 32Group Type: didCDR Reports: y

Group Name: slovak did decCOR: 1TN: 1TAC: 932

Country: 14CO Type: digital

Auth Code? n

TRUNK PARAMETERS

Trunk Type: immed-startIncoming Rotary Timeout(sec): 5

Incoming Dial Type: rotary

Trunk Termination: rcDisconnect Timing(msec): 500

Digit Treatment:Digits:

Expected Digits:Sig Bit Inversion: none

Terminal Balanced? nRA Trunk Loss: 0db

Extended Loop Range? nTrunk Gain: highDrop Treatment: silence

Disconnect Supervision - In? n

display trunk-group 32Page 2 of 10

TRUNK FEATURES

ACA Assignment? nMeasured: noneMaintenance Tests? y

Data Restriction? n

Suppress # Outpulsing? n

- Incoming Disconnect (msec): 90
- Incoming Dial Guard (msec): 70

display trunk-group 32Page 3 of 10

TRUNK GROUP

ADMINISTRABLE TIMERS

Incoming Disconnect(msec): 90

Incoming Dial Guard(msec): 70

Incoming Partial Dial(sec): 5

Flash Length(msec): 100Incoming Incomplete Dial Alarm(sec): 1

END TO END SIGNALING

Tone(msec): 350Pause(msec): 150

Digital Trunk Administration

This section does not list all possible valid administrable combinations. Rather the most common or standard combination, compatible with public-network and Type Approval standards for each country, is presented.

- CO Trunks
 - DS1 Administration Screen²²
 - Circuit Pack: TN464D (not entered as an administrable item)
 - Bit Rate: 2.048
 - Interface Companding: A-law
 - Line Coding: HDB3
 - Signaling Mode: CAS
 - Country Protocol: 14
 - Interconnect: CO

22.

DS1 is also analogous to the term E1 that has been coined for the European T1 or 2 mbit interface.

- CRC?: No
- Idle Code: 01010100
- Trunk Group Administration Screen (Timing)
Digital trunk timing values should be set as for analog CO trunks.
- DID Trunks
 - DS1 Administration Screen
 - Circuit Pack: TN464D (not entered as an administrable item)
 - Bit Rate: 2.048
 - Interface Companding: A-law
 - Line Coding: HDB3
 - Signaling Mode: CAS
 - Country Protocol: 14
 - Interconnect: CO
 - CRC?: No
 - Idle Code: 01010100
 - Trunk Group Administration Screen (Timing)
Digital trunk timing values should be set as for analog DID trunks.
- Tie Trunks
 - Non-ISDN Signaling Example (DS1 Administration Screen)
 - Circuit Pack: TN464D (Not entered as administrable item)
 - Bit Rate: 2.048
 - Interface Companding: A-law
 - Line Coding: HDB3
 - Signaling Mode: CAS
 - Country Protocol: 14
 - Interconnect: pbx
 - CRC?: no
 - Idle Code: 01010100

South Africa

[Table 53](#) shows the recommended circuit packs.

Table 53. Recommended and Available CPs in South Africa

Equipment	Equipment Type
Cabinet Type & Power	GAC-MCC DC-MCC AC-SCC DC-SCC AC-CSCC AC-CMC
AC Power Voltage & Freq	220V/50Hz 230V/50Hz
Ring Generator	25Hz
Tone Detector	> TN2182B > TN744D
Tone Clock	> TN2182B
R2MFC Circuit	> TN744D
Speech Synthesizer	> TN457
Call Classifier	> TN744D
Announcement	> TN750C TN750B
Analog DID Trunk	
Analog CO Trunk (No PPM)	
Analog CO Trunk (w/PPM)	
4 Wire Tie Trunk	
2 Wire Tie Trunk	
Auxiliary Trunk	
Digital CO/DID Trunk	> TN464F
Digital Tie Trunk	> TN464F
Digital PRI CO Trunk	
Digital BRI Trunk	> TN2185
Digital Converter PRI-DASS	
Digital Converter PRI-DPNSS	
Digital Converter PRI-BRI	
8 Port Analog Line	n/a
16 Port Analog Line	> TN2183
24 Port Analog Line	n/a

Continued on next page

Table 53. Recommended and Available CPs in South Africa — *Continued*

Equipment	Equipment Type
4 Wire Digital Line	> TN754B
2 Wire Digital Line	#TN2224 > TN2181
Data Line	> TN726B
BRI-U Line	
BRI-ST Line	

Feature Administration

The screen displays shown in this section were effective the date the type approval was awarded. The screens may have changed since that date.

Only those feature-related parameters that may have a Type Approval or basic connectivity implication for a particular country are listed here.

■ ARS/AAR Administration

To enable ARS administration, on the System-Parameters Customer-Options screen, set the `ARS` field to **y**. You also should check all ARS/AAR defaults. All default ARS analysis codes are deleted before dialed strings are added for routing when DEFINITY is installed outside of North America. Be aware that the default for the 10 digits cause dialing problems. In particular, the following call types (appear as ARS/AAR defaults) typically are not used in non-North American ARS/AAR tables:

fnpa:	North American numbers with an area code.
hnpa:	North American numbers without an area code.
svc:	North American numbers of the screen “x11”.

Lucent recommends only the following call types be used outside North America:

int:	For all international numbers.
natl:	For all national PN numbers.
pubu:	For all other external (that is, not extensions) numbers.

System Parameter Administration

Only those feature-related parameters that may have a Type Approval or basic connectivity implication for a particular country are listed here.

■ Feature-Related System Parameters Administration

change system-parameters featuresPage 1 of 6

FEATURE-RELATED SYSTEM PARAMETERS

Trunk-to-Trunk Transfer: none

Coverage Subsequent Redirection No Answer Interval: 2

Coverage - Caller Response Interval (seconds): 4

Keep Held SBA at Coverage Point? y

Automatic Callback - No Answer Timeout Interval (rings): 3

Call Park Timeout Interval (minutes): 10

Off-Premises Tone Detect Timeout Interval (seconds): 20

AAR/ARS Dial Tone Required? y

Music/Tone on Hold: none

Music (or Silence) on Transferred Trunk Calls? no

DID/Tie/ISDN Intercept Treatment: 2500

Messaging Service Adjunct (MSA) Connected? n

Internal Automatic Answer for Attendant Extended Calls? n

Automatic Circuit Assurance (ACA) Enabled? n

change system-parameters featuresPage 2 of 6

FEATURE-RELATED SYSTEM PARAMETERS

LEAVE WORD CALLING PARAMETERS

Maximum Number of Messages Per Station (when MSA not in service): 10

Stations with System-wide Retrieval Permission (enter extension)

1: 3: 5: 7: 9:

2: 4: 6: 8: 10:

WARNING: SEE USER DOCUMENTATION BEFORE CHANGING TTI STATE

Terminal Translation Initialization (TTI) Enables? n

SECURITY VIOLATION NOTIFICATION (SVN) PARAMETERS HAVE MOVED TO THE SYSTEM-PARAMETERS SECURITY SCREEN

change system-parameters features

Page3 of 6

FEATURE-RELATED SYSTEM PARAMETERS

Reserved Slots for Attendant Priority Queue: 5
Time before Off-hook Alert: 10
Emergency Access Redirection Extension:
Service Observing Warning Tone? y

Call Pickup Alerting? y
Deluxe Paging and Call Park Timeout to Originator? n

Controlled Outward Restriction Intercept Treatment: tone
Controlled Termination Restriction (Do Not Disturb): tone
Controlled Station to Station Restriction : tone

AUTHORIZATION CODE PARAMETERS

Authorization Codes Enabled: n

change system-parameters features

Page4 of 6

FEATURE-RELATED SYSTEM PARAMETERS

SYSTEM PRINTER PARAMETERS

System Printer Extension

Lines Per Page: 60

EIA Device Bit Rate: 9600

SYSTEM-WIDE PARAMETERS

Switch Name:

CALL CENTER SYSTEM PARAMETERS

Direct Agent Announcement Delay:
Converse First Data Delay: 0
Direct Agent Announcement Extension:
Converse Second Data Delay: 2

CALL MANAGEMENT SYSTEM PARAMETERS

BCMS Measurement Interval: hour
BCMS/VuStats Abandon Call Timer (seconds):
ACD Login Identification Length: 0

Adjunct CMS Release:

MALICIOUS CALL TRACE PARAMETERS

Apply MCT Warning Tone? n

MCT Voice Recorder Trunk Group:

system-parameters features	Page	5 of 6
FEATURE-RELATED SYSTEM PARAMETERS		
Public Network Trunks on Conference Call:	1	
Conference Parties with Public Network Trunks:	3	
Conference Parties without Public Network Trunks:	6	
Night Service Disconnect Timer (seconds):	180	
Short Interdigit Timer (seconds):	3	
Unanswered DID Call Timer (seconds):		
Line Intercept Tone Timer (seconds):	30	
Auto Start?	y	
Auto Hold?	y	
Attendant Tone?	y	
Bridging Tone?	y	
Conference Tone?	n	
Intrusion Tone?	y	
DID Busy Treatment:	tone	
DISTINCTIVE AUDIBLE ALERTING		
Internal:	2	External: 2 Priority: 3

display system-parameters features	Page	6 of 6
FEATURE-RELATED SYSTEM PARAMETERS		
Pull Transfer:	n	
Level Of Tone Detection:	medium	
Wait Answer Supervision Timer?	y	
Repetitive Call Waiting Tone?	y	
Repetitive Call Waiting interval (sec):	4	
Outpulse Without Tone?	y	
Network Feedback During Tone Detection?	y	
Intercept Treatment On Failed Trunk Transfers?	n	
Vector Disconnect Timer (min):		
Station Busy Tone Forward Disconnect:	intercept	
RECALL TIMING		
Flashhook Interval?	y	Upper Bound (msec): 600 Lower Bound (msec): 200
ENHANCED DCS		
Enhanced DCS Enabled?	n	

- System Parameter Multifrequency Signaling Administration
 - Incoming Call Type: group-ii-mfc
 - Outgoing Call Type: group-ii-mfc
 - Maintenance Call Type: none
 - Test Call Extension: Accept default
 - Interdigit Timer (sec): 15
 - Outgoing Forward Signal Present Timer (sec): 20

- Outgoing Forward Signal Absent Timer (sec): 30
- Multifrequency Signaling Incoming Intercept Treatment?: n
- Received Signal Gain (-Loss) (dB): 0
- Transmitted Signal Gain (-Loss) (dB): -3
- ANI Prefix:
- ANI for PBX:
- Next ANI Digit: send-ani
- Collect All Digits Before Seizure? n
- Incoming Forward Signal Types:

GROUP-I	GROUP-II	GROUP-A	GROUP-B
11: ignored	1: normal	1: next-digit	3: busy
12: ignored	2: normal	3: end-of-dial	5: congestion
13: ignored	3: normal		6: free
14: ignored	4: normal		
15: end-of-dial	5: normal		
	6: normal		
	7: normal		
	8: normal		
	9: normal		
	10: normal		
	11: normal		
	12: normal		
	13: normal		
	14: normal		
	15: normal		

— Outgoing Forward Signal Types:

GROUP-I	GROUP-II	GROUP-A	GROUP-B
15: end-of-digits	2: normal	1: next-digit	1: free
:	5: attendant	2: congestion	2: congestion
:	6: data-call	3: end-of-dial	3: busy
:	:	4: congestion	4: congestion
:	:	5: call-info-ani	5: congestion
	:	6: setup-sppath	6: free
	:	7: last-2-digits	7: intercept
	:	8: last-3-digits	8: congestion
	:	9: congestion	9: congestion
	:	10: congestion	10: congestion
	:	11: congestion	11: congestion
	:	12: congestion	12: congestion
	:	13: congestion	13: congestion
	:	14: congestion	14: congestion
	:	15: congestion	15: congestion

■ System Parameter Country Options Administration

- Companding Mode: A-law
- Base Tone Generation Set: 13
- 440Hz PBX-dial Tone? n
- 440Hz Secondary-dial Tone? n
- Digital Loss Plan: 13
- Analogue Ringing Cadence: 10
- Tone Detection Mode: 5
- Interdigit Pause: long
- Dial Tone Validation Timer: 600ms
- Analog Ringing Cadence: 10
- Customized tone definitions follow the syntax as specified:
[(Frequency/Level)|silence/goto)][(Duration ms)](Step)]

■ Ringback:

- (375+425/-15.0)(400)

- (silence)(200)
 - (375+425/-15.0)(400)
 - (silence)(2000)
 - (go to)(1)
- Secondary-Dial:
 - (375+425/-15.0)(50)
 - (go to)(1)
- Busy:
 - (404/-11.0)(500)
 - (silence)(500)
 - (goto)(1)
- Intercept:
 - (404/-11.0)(2500)
 - (silence)(500)
 - (goto)(1)
- Reorder:
 - (404/-11.0)(250)
 - (silence)(250)
 - (goto)(1)

Trunk Administration

- BothWay CO Trunk
 - Trunk Gain: low
 - RA Trunk Loss: 0dB
 - Make/Break Ratio: 35/65

change trunk-group 1

Page 1 of 10

TRUNK GROUP

Group Number: 1

Group Name: OUTSIDE CALL

Direction: two-way

Dial Access? y

Queue Length: 0

Comm Type: voice

Prefix-1? n

Group Type: co

COR: 1

Outgoing Display? n

Busy Threshold: 99

Country: 13

Auth Code? n

Trunk Flash? n

CDR Reports: y

TAC: 30

Night Service:

Incoming Destination: 2100

Digit Absorption List:

Toll Restricted? n

TRUNK PARAMETERS

Trunk Type: loop-start

Outgoing Dial Type: tone

Trunk Termination: rc

Auto Guard? n

Terminal Balanced? n

Call Still Held? n

Sig Bit Inversion: none

RA Trunk Loss: 0db

Trunk Gain: low

Cut-Through? n

Disconnect Timing(msec): 500

Disconnect Supervision - In? y Out? n

Answer Supervision Timeout: 10

Receive Answer Supervision? n

change trunk-group 1

Page 2 of 10

TRUNK FEATURES

ACA Assignment? n

Abandoned Call Search? n

Suppress # Outpulsing? n

Measured: none

Data Restriction? n

Maintenance Tests? y

change trunk-group 2

Page2 of 10

TRUNK FEATURES

ACA Assignment? n

Measured: none

Internal Alert? n

Maintenance Tests? n

Data Restriction? n

Abandoned Call Search? n

Suppress # Outpulsing? n

Used for DCS? n

Suppress # Outpulsing? n

Seize When Maintenance Busy: neither-end

change trunk-group 2

Page3 of 10

TRUNK GROUP

ADMINISTRABLE TIMERS

Incoming Disconnect(msec): 500

Outgoing Disconnect(msec): 500

Incoming Dial Guard (msec): 70

Outgoing Dial Guard(msec): 1600

Incoming Glare Guard (msec): 1500

Outgoing Glare Guard(msec): 1500

Incoming Partial Dial (sec): 18

Outgoing Rotary Dial Interdigit (msec): 800

Outgoing End of Dial(sec): 10

Outgoing Seizure Response(sec): 5

Programmed Dial Pause(msec): 1500

Disconnect Signal Error (sec): 240

Incoming Incomplete Dial Alarm (sec): 255

END TO END SIGNALING

Tone(msec): 350

Pause(msec): 150

OUTPULSING INFORMATION

PPS: 10

Make(msec): 35

Break(msec): 65

- MFC-R2 DID
 - Country: 8
 - Trunk Gain: low

change trunk-group 3

Page 1 of 10

Group Number: 3

Group Name: MFC-R2

TRUNK GROUP

Group Type: did

COR: 1

CDR Reports: n

TAC: 32

Country: 8

Auth Code? n

Prefix-1? n

Trunk Flash? n

Toll Restricted? n

TRUNK PARAMETERS

Trunk Type: immed-start

Incoming Rotary Timeout (sec): 5

Trunk Termination: rc

Digit Treatment:

Expected Digits: 4

Terminal Balanced? n

Extended Loop Range? n

Disconnect Supervision - In? y

Incoming Dial Type: mf

Disconnect Timing(msec): 500

Digits:

Sig Bit Inversion: none

RA Trunk Loss: 2db

Drop Treatment: silence

Trunk Gain: low

change trunk-group 3

Page 2 of 10

TRUNK FEATURES

ACA Assignment? n

Measured: none

Maintenance Tests? y

Data Restriction? n

Suppress # Outpulsing? n

change trunk-group 3

Page 3 of 10

TRUNK GROUP

ADMINISTRABLE TIMERS

Incoming Disconnect(msec): 500

Incoming Dial Guard (msec): 70

Flash Length (msec): 540 Incoming Incomplete Dial Alarm (sec): 255

END TO END SIGNALING

Tone(msec): 350 Pause(msec): 150

■ MFC-R2 Outgoing

change trunk-group 5

Page 1 of 10

TRUNK GROUP

Group Number: 5

Group Type: diod

CDR Reports: y

Group Name: outgoing mfc

COR: 1

TAC: 35

Direction: two-way

Outgoing Display? n

Trunk Signaling Type:

Dial Access? y

Busy Threshold: 99

Night Service:

Queue Length: 0

Country: 8

Auth Code? n

Digit Absorption List:

Prefix-1? y

Trunk Flash? n

Toll Restricted? y

TRUNK PARAMETERS

Trunk Type : immed-start

Outgoing Dial Type: mf

Incoming Dial Type: mf

Trunk Termination: rc

Digit Treatment:

Digits:

Expected Digits: 4

Sig Bit Inversion: none

Terminal Balanced? n

RA Trunk Loss: 0db

Trunk Gain: low

Drop Treatment: silence

Disconnect Supervision - In? y Out? n

Answer Supervision Timeout: 10

Receive Answer Supervision? n

change trunk-group 5

Page2 of 10

TRUNK FEATURES

ACA Assignment? n

Measured: none

Maintenance Tests? y

Data Restriction? n

Suppress # Outpulsing? n

change trunk-group 5

Page3 of 10

TRUNK GROUP

ADMINISTRABLE TIMERS

Incoming Disconnect(msec): 500

Outgoing Disconnect(msec): 500

Incoming Dial Guard (msec): 70

Outgoing Dial Guard(msec): 1600

Incoming Glare Guard (msec): 1500

Outgoing Glare Guard(msec): 1500

Ringing Monitor (msec): 5200

Incoming Seizure (msec): 500

Outgoing End of Dial(sec): 10

Outgoing Seizure Response (msec): 5

Programmed Dial Pause(msec): 1500

Flash Length (msec): 5

Incoming Incomplete Dial Alarm (sec): 255

END TO END SIGNALING

Tone(msec): 350

Pause(msec): 150

OUTPULSING INFORMATION

PPS: 10

Make(msec): 35

Break(msec): 65

PPM? n

■ A-Bit E1 Trunk for Transtel

change trunk-group 6

Page 1 of 10

TRUNK GROUP

Group Number: 6
Group Name: a bit
Direction: two-way
Dial Access? y
Queue Length: 0
Comm Type: voice

Group Type: tie
COR: 1
Outgoing Display? n
Busy Threshold: 99
Auth Code? n

CDR Reports: y
TAC: 36
Trunk Signaling Type:
Night Service:
Incoming Destination:

TRUNK PARAMETERS

Trunk Type (in/out): immed/immed
Outgoing Dial Type: tone
Digit Treatment:
Connected to Toll? n
Incoming Dial Tone? n

Incoming Rotary Timeout (sec): 5
Incoming Dial Type: tone
Disconnect Timing(msec): 500
Digits:
Sig Bit Inversion: none
STT Loss: normal
DTT to DCO Loss: normal

Disconnect Supervision - In? y Out? n
Answer Supervision Timeout: 10
Receive Answer Supervision? n

change trunk-group 6

Page 2 of 10

TRUNK FEATURES

ACA Assignment? n

Measured: none
Internal Alert? n
Data Restriction? n

Maintenance Tests? y

Used for DCS? n
Suppress # Outpulsing? n
Seize When Maintenance Busy: neither-end

change trunk-group 6

Page 3 of 10

TRUNK GROUP

ADMINISTRABLE TIMERS

Incoming Disconnect(msec): 500

Outgoing Disconnect(msec): 500

Incoming Dial Guard (msec): 70

Outgoing Dial Guard(msec): 1600

Incoming Glare Guard (msec): 1500

Outgoing Glare Guard(msec): 1500

Outgoing End of Dial(sec): 10

Outgoing Seizure Response(sec): 5

Programmed Dial Pause(msec): 1500

Disconnect Signal Error (sec): 240

Incoming Incomplete Dial Alarm (sec): 255

END TO END SIGNALING

Tone(msec): 350

Pause(msec): 150

OUTPULSING INFORMATION

PPS: 10

Make(msec): 40

Break(msec): 60

Station Administration

The administrator can select "user-defined" on station administration and attendant administration to pick a display language for the corresponding display set user.

- 603/302B1 Terminal Parameters
 - Default Parameter Set: 13
 - Customize Parameters: Y
 - Primary Levels:
 - Voice Transmit (dB): +13.0
 - Voice Sidetone (dB): -21.5
 - Voice Receive (dB): -8.5
- 8434 Terminal Parameters
 - Default Parameter Set: 13
 - Customize Parameters: Y
 - Primary Levels:
 - Voice Transmit (dB): +12.0
 - Voice Sidetone (dB): -5.0
 - Voice Receive (dB): -11.5

- 8403/8410 Terminal Parameters
 - Default Parameter Set: 13
 - Customize Parameters: Y
 - Primary Levels:
 - Voice Transmit (dB): +9.0
 - Voice Sidetone (dB): -5.0
 - Voice Receive (dB): -11.5

Spain

[Table 54](#) shows the recommended circuit packs.

Table 54. Recommended and Available CPs in Spain

Equipment	Equipment Type
Cabinet Type & Power	GAC-MCC DC-MCC AC-SCC AC-CSCC AC-CMC
AC Power Voltage & Freq	220V/50Hz
Ring Generator	25Hz
Tone Detector	> TN2182B > TN744D TN420C
Tone Clock	> TN2182B TN780
R2MFC Circuit	> TN744D TN744Bv2
Speech Synthesizer	> TN457
Call Classifier	> TN744D
Announcement	TN750C TN750B
Analog DID Trunk	n/a
Analog CO Trunk (No PPM)	> TN2147C
Analog CO Trunk (w/PPM)	> TN465C TN465B
4 Wire Tie Trunk	n/a
2 Wire Tie Trunk	n/a
Auxiliary Trunk	> TN763D
Digital CO/DID Trunk	> TN464F TN464E
Digital Tie Trunk	n/a
Digital PRI CO Trunk	> TN464F TN464E
Digital BRI Trunk	> TN2185
Digital Converter PRI-DASS	
Digital Converter PRI-DPNSS	
Digital Converter PRI-BRI	
8 Port Analog Line	n/a
16 Port Analog Line	#TN2183 > TN2180
24 Port Analog Line	n/a

Continued on next page

Table 54. Recommended and Available CPs in Spain — *Continued*

Equipment	Equipment Type
4 Wire Digital Line	> TN754B
2 Wire Digital Line	#TN2224 > TN2181
Data Line	> TN726B
BRI-U Line	
BRI-ST Line	

Country-Specific Features

When the Country Code is 11, the Public Network Call Priority feature (Multifrequency Espana (MFE) Signaling) can be administered on CO and DID trunk groups. See “Public Network Call Priority” feature for information about Call Retention and Re-ring in the DEFINITY ECS Administration and Feature Description.

You can also use the European CEPT Advice of Charge feature in Spain. See DEFINITY ECS Administration and Feature Description for more information on Advice of Charge.

Feature Administration

The screen displays shown in this section were effective the date the type approval was awarded. The screens may have changed since that date.

Only those feature-related parameters that may have a Type Approval or basic connectivity implication for a particular country are listed here.

System Parameter Administration

Only those feature-related parameters that may have a Type Approval or basic connectivity implication for a particular country are listed here.

- System Parameters Customer Options
 - ARS: y
 - Multifrequency Signaling: y
- Feature-Related System Parameters Administration
 - Trunk-to-Trunk Transfer: y

- Off-Premises Tone Detect Timeout Interval (sec): 10
- DID/Tie/ISDN Intercept Treatment: attd
- Public Network Trunks on Conference Call: 5
- Conference Parties With PNTs: 6
- Conference Parties Without PNTs: 6
- Night Service Disconnect Timer (sec): 180
- Short Interdigit Timer (sec): 3
- Line Intercept Tone Timer (sec): 30
- Auto-Start: n
- Auto-Hold: y
- Attendant Tone: y
- Bridging Tone: y
- Conference Tone: y
- Intrusion Tone: y
- DID Busy Treatment: attendant
- Pull Transfer: No
- Distinctive Audible Alerting:
 - Internal: 1 External: 2 Priority: 3
- Level of Tone Detection: precise
- Wait Answer Supervision Timer: y
- Repetitive Call Waiting Tone: y
- Outpulse Without Tone: n
- Network Feedback During Tone Detection: y
- Intercept Treatment On Failed Trunk Transfers: n
- Recall Timing (Switchhook Flash and Recall Button):
 - Flashhook Interval: y
 - Upper Bound (msec): 1020
 - Lower Bound (msec): 150
- Recall Timing (Button Only):
 - Flashhook Interval: y
 - Upper Bound (msec): 160
 - Lower Bound (msec): 150

- System Parameter Country Options
 - Companding Mode: A-law
 - Base Tone Generation Set: 11
 - 440Hz PBX-dial Tone: n
 - 440Hz Secondary-dial Tone: n
 - Digital Loss Plan: 11
 - Analog Line Transmission: 11
 - Analog Ringing Cadence: 11
 - Tone Detection Mode: 4
 - Dial Tone Validation Timer (msec): 1000
 - Interdigit Pause: long
 - [(Frequency/Level)|silence|goto)][(Duration ms)|(Step)]
 - Ringback Tone:
 - (425/-4.0)(1500msec)
 - (silence)(3000msec)
 - (goto)(1)
 - Busy Tone:
 - (425/-4.0)(200msec)
 - (silence)(5000msec)
 - (goto)(1)
 - Reorder Tone:
 - (425/-4.0)(200msec)
 - (silence)(200msec)
 - (425/-4).0(200msec)
 - (silence)(200msec)
 - (425/-4.0)(200msec)
 - (silence)(600msec)
 - (goto)(1)
 - Intercept Tone:
 - (425/-4.0)(200msec)
 - (silence)(200msec)
 - (425/-4.0)(200msec)
 - (silence)(600msec)

- (goto)(1)
- 1 Call Wait Tone:
 - (425/-11.0)(150msec)
 - (silence)(150msec)
 - (425/-11.0)(150msec)
- Intrusion:
 - (1400/-11.0)(400msec)
 - (silence)(5000msec)
 - (goto)(1)

Analog Trunk Administration

- Analog CO Trunks
 - Trunk Group Screen
 - Group Type: CO
 - Direction: two-way
 - Dial Access: n
 - Country: 11
 - Prefix-1: n
 - Trunk Flash: y
 - Toll Restricted: n
 - Trunk Type: loop-start
 - Outgoing Dial Type: tone or rotary (as accepted by serving switch).
 - Cut-Through: n
 - Trunk Termination: rc
 - Disconnect Timing (msec): 500
 - Auto Guard: n
 - Call Still Held: n
 - Sig Bit Inversion: none
 - The following table gives administrative values that are based on the length of the trunk loop:

Loop Length	Trunk Gain	Terminal Balance	RA Trunk Loss
short	low	n	0dB
long	high	n	2dB

- Disconnect Supervision In: y
- Disconnect Supervision Out: n
- Cyclical Hunt: y
- Type Approval Lab Testing without Battery Reverse:
 - Answer Supervision Timeout: 5
 - Receive Answer Supervision: n
- For Actual Service with Battery Reverse:
 - Answer supervision Timeout: 0
 - Receive Answer Supervision: y
- Trunk Group Administration Screen (Timing)
 - Incoming Disconnect (msec): 600
 - Outgoing Disconnect (msec): 600
 - Outgoing Dial Guard (msec): 100
 - Incoming Glare Guard (msec): 1000
 - Outgoing Glare Guard (msec): 1000
 - Outgoing Rotary Dial Interdigit (msec): 800
 - Ring Monitor Timer (msec): 5200
 - Incoming Seizure (msec): 800
 - Outgoing Seizure Response (sec): 5
 - Programmed Dial Pause (msec): 1500
 - Flash Length (msec): 100
 - Outgoing Dial Pulse Rate (PPS): 10 pps
 - Outgoing Rotary Digit Dial Make (msec): 35
 - Outgoing Rotary Digit Dial Break (msec): 65
 - PPM: y or n as negotiated with PTT
 - Frequency: 12kHz
- Analog DID Trunk

Spain does not permit the use of analog DID circuits.
- Tie Trunks

Private networks are not permitted in Spain; therefore, tie circuits will not be used.

- **ARS/AAR Administration**
To place calls, set ARS to ON for CO phone calls. You also should check all ARS/AAR defaults. All default ARS analysis codes are deleted before dialed strings are added for routing when DEFINITY is installed outside of North America. Be aware that the default for the 10 digits cause dialing problems. In particular, the following call types (appear as ARS/AAR defaults) typically are not used in non-North American ARS/AAR tables:

fnpa:	American numbers with an area code.
hnpa:	North American numbers without an area code.

See "Digital Trunk Administration" for more on use of AARS routing patterns.

- **Route Pattern administration**
 - First Dial Tone Detection (needed on analog CO trunks)
 - Number Delete Digits: 0
 - Inserted Digits: +
 - Second Dial Tone Detection (needed on analog CO trunks for International calls)
 - Number Delete Digits: 2 (Dialed String 07)
 - Inserted Digits: +07+

Digital Trunk Administration

All possible valid administrable combinations are not listed in this section. Only the most common or standard combination, compatible with public-network and Type Approval standards for each country, is presented:

- **Multifrequency Signaling**
 - Multifrequency-Signaling-Related System Parameters
 - Incoming Call Type: MFE
 - Outgoing Call Type: MFE
 - MFE Type: 2/6
 - Interdigit Timer (sec): 20
 - Multifrequency Signaling Incoming Intercept Treatment: y
 - Received Signal Gain (-Loss)(dB): 0
 - Transmitted Signal Gain (-Loss)(dB): 0
 - ANI Prefix: 538 (as negotiated with serving office)
 - Request Incoming ANI (non-AAR/ARS): y

- ANI for PBX: 538333 (as negotiated with serving office)
- Senderization: y
- Forward Cycle Timer (sec): 5
- Backward Cycle Timer (sec): 5
- Incomplete Dial Timer (sec): 90
- Outgoing Start Timer (sec): 10
- Class Of Restriction
 - Send ANI for MFE: n or y
(y indicates line charging, No indicates block charging.)
Customer choice of Public or IBERCOM serving office using 2/6 signaling.
 - DS1 Administration Screen
 - Bit Rate: 2.048
 - Line Coding: hdb3
 - Signaling Mode: CAS
 - Interconnect: CO
 - Country Protocol: 11
 - Interface Companding: alaw
 - CRC: n
 - Idle Code: 01010100
- Digital DID Trunks
 - Trunk Group
 - Group Type: did
 - Country: 11
 - Auth Code: n
 - Trunk Parameters
 - Trunk Type: immed-start
 - Incoming Rotary Timeout (sec): 5
 - Incoming Dial Type: mf
 - Trunk Termination: rc
 - Disconnect Timing (msec): 500
 - Digit Treatment:
 - Expected Digits: 4 (as negotiated with serving switch)

- Digits:
 - Sig Bit Inversion: none
- Terminal Balanced: n
- RA Trunk Loss: 0db
- Extended Loop Range: n
- Trunk Gain: high
- Drop Treatment: silence
- Disconnect Supervision - In: y
- Administrable Timers
 - Incoming Disconnect (msec): 500
 - Incoming Dial Guard (msec): 50
 - Flash Length (msec): 100
 - Incoming Incomplete Dial Alarm (sec): 255
- Digital CO Trunks
 - Trunk Group
 - Group Number: 2
 - Group Type: co
 - CDR Reports: y
 - Direction: two-way
 - Country: 11
 - Prefix-1: n
 - Trunk Flash: n
 - Toll Restricted: n
 - Trunk Parameters
 - Trunk Type: loop-start
 - Outgoing Dial Type: mf
 - Trunk Termination: rc
 - Disconnect Timing (msec): 500
 - Auto Guard: n
 - Call Still Held: n
 - Sig Bit Inversion: none
 - Terminal Balanced: n
 - RA Trunk Loss: 0db

- Trunk Gain: high
 - Disconnect Supervision - In: y
 - Disconnect Supervision - Out: n
 - Cyclical Hunt: n
 - Answer Supervision Timeout: 60
 - Receive Answer Supervision: n
- Administrable Timers
- Incoming Disconnect (msec): 50
 - Outgoing Disconnect (msec): 600
 - Outgoing Dial Guard (msec): 1000
 - Incoming Glare Guard (msec): 200
 - Outgoing Glare Guard (msec): 200
 - Ringing Monitor (msec): 5200
 - Incoming Seizure (msec): 800
 - Outgoing Seizure Response (sec): 5
 - Programmed Dial Pause (msec): 1500
 - Flash Length (msec): 100
- ARS Administration for MFE Signaling
 - ARS Digit Analysis Table
 - Partitioned Group Number: 1
 - Percent Full: 6

Dialed String	Total Min	Max	Rte Pat	Call type
1xxxxx	6	7	1	locl
2xxxxx	6	7	1	locl
3xxxxx	6	7	1	locl
4xxxxx	6	7	1	locl
5xxxxx	6	7	1	locl
6xxxxx	6	7	1	locl
7xxxxx	6	7	1	locl
8xxxxx	6	7	1	locl
9x0x	4	4	2	nsvc
9100x	5	5	2	emer

Dialed String	Total		Rte Pat	Call type
	Min	Max		
9108x	5	5	2	emer
9200x	5	5	2	emer
9xx0x	5	5	2	nsvc
9xxxxxxxx	9	9	2	natl
01x	3	3	1	svc
02x	3	3	1	svc
03x	3	3	1	svc
04x	3	3	1	svc
05x	3	3	1	scv
06x	3	3	1	scv
07xxx	5	15	3	int
08x	3	3	1	svc
09x	3	3	1	svc

- ''' For Public signaling, locl means local
- ''' For Public signaling, svc means local special service
- ''' For Public signaling, natl means national
- ''' For Public signaling, nsvc means national special service
- ''' For Public signaling, int means international

■ ARS Digit Analysis Table

- Partitioned Group Number: 1
- Percent Full: 6

Dialed String	Total		Rte Pat	Call type
	Min	Max		
3xxxxx	6	7	1	1pvt
4xxxxx	6	7	1	1pvt
5xxxxx	6	7	1	1pvt
6xxxxx	6	7	1	1pvt
92345xxxx	9	9	2	npvt
93456xxxx	9	9	2	npvt

For IBERCOM 2/6 signaling, 1pvt means local IBERCOM

For IBERCOM 2/6 signaling, npvt means national IBERCOM

- Pattern Number: 1
 - Grp. No: 2
 - FRL: 0
- Pattern Number: 2
 - Grp. No: 2
 - FRL: 0
 - No. Del Digits: 1
- Pattern Number: 3
 - Grp. No: 2
 - FRL: 0
 - No. Del Digits: 2

For the patterns where digits are deleted, the call type field from the ARS ANALYSIS screen is transmitted as a special MFE code instead of the deleted digits.

- Digital Tie Trunks

Private networks are not permitted in Spain; therefore, tie circuits will not be used.

ISDN-PRI

- ISDN-PRI (Private Network) Signaling Private networks are not permitted in Spain; therefore, ISDN private internetworking is not permitted.
- ISDN-PRI (Public Network)
 - DS1 Administration screen
 - Circuit Pack: TN464D
 - Bit Rate: 2.048
 - Interface Companding: alaw
 - Line Coding: hdb3
 - Signaling Mode: isdn-pri
 - Country Protocol: 1
 - Idle Code: 01010100
 - Signaling Group screen
 - Associated Signaling: y
 - Primary D_Channel: xxxx16 (xxxx => depends on CP physical location)

- Trunk Group Administration screen
 - Group Type: isdn-pri
 - Service Type: public_ntwrk

Sri Lanka

[Table 55](#) shows the recommended circuit packs.

Table 55. Recommended and Available CPs in Sri Lanka

Equipment	Equipment Type
Cabinet Type & Power	GAC-MCC DC-MCC AC-SCC AC-CSCC AC-CMC
AC Power Voltage & Freq	220V/50Hz
Ring Generator	25Hz
Tone Detector	> TN2182B > TN744D
Tone Clock	> TN2182B TN780
R2MFC Circuit	TN744C TN744B
Speech Synthesizer	> TN433
Call Classifier	> TN744D
Announcement	TN750C TN750B TN750
Analog DID Trunk	> TN753
Analog CO Trunk (No PPM)	TN747B
Analog CO Trunk (w/PPM)	#TN465C
4 Wire Tie Trunk	> TN760D
2 Wire Tie Trunk	n/a
Auxiliary Trunk	> TN763D
Digital CO/DID Trunk	> TN2464
Digital Tie Trunk	> TN2464
Digital PRI CO Trunk	TN2464
Digital BRI Trunk	> TN2185
Digital Converter PRI-DASS	n/a
Digital Converter PRI-DPNSS	n/a
Digital Converter PRI-BRI	
8 Port Analog Line	TN746B
16 Port Analog Line	#TN746B TN791
24 Port Analog Line	TN2793

Continued on next page

Table 55. Recommended and Available CPs in Sri Lanka

Equipment	Equipment Type
4 Wire Digital Line	> TN754C
2 Wire Digital Line	#TN2214 > TN2181
Data Line	> TN726B
BRI-U Line	
BRI-ST Line	TN556B

Switzerland

[Table 56](#) shows the recommended circuit packs.

Table 56. Recommended and Available CPs in Switzerland

Equipment	Equipment Type
Cabinet Type & Power	DC-MCC AC-SCC AC-CSCC AC-CMC
AC Power Voltage & Freq	220V/50Hz
Ring Generator	25Hz
Tone Detector	> TN2182B > TN744D TN420C
Tone Clock	> TN2182B TN780
R2MFC Circuit	> TN744D
Speech Synthesizer	> TN457
Call Classifier	> TN744D
Announcement	TN750C TN750B
Analog DID Trunk	
Analog CO Trunk (No PPM)	
Analog CO Trunk (w/PPM)	
4 Wire Tie Trunk	
2 Wire Tie Trunk	
Auxiliary Trunk	
Digital CO/DID Trunk	TN464F
Digital Tie Trunk	> TN464F
Digital PRI CO Trunk	
Digital BRI Trunk	> TN2185
Digital Converter PRI-DASS	
Digital Converter PRI-DPNSS	
Digital Converter PRI-BRI	
8 Port Analog Line	n/a
16 Port Analog Line	> TN2183
24 Port Analog Line	n/a

Continued on next page

Table 56. Recommended and Available CPs in Switzerland — *Continued*

Equipment	Equipment Type
4 Wire Digital Line	> TN754B
2 Wire Digital Line	#TN2224 > TN2181
Data Line	> TN726B
BRI-U Line	
BRI-ST Line	

Taiwan

[Table 57](#) shows the recommended circuit packs.

Table 57. Recommended and Available CPs in Taiwan

Equipment	Equipment Type
Cabinet Type & Power	GAC-MCC AC-MCC DC-MCC AC-SCC DC-SCC AC-CSCC AC-CMC
AC Power Voltage & Freq	110V/60Hz 220V/60Hz
Ring Generator	20Hz
Tone Detector	> TN2182B > TN744D TN748D TN756
Tone Clock	> TN2182B TN780 TN756
R2MFC Circuit	n/a
Speech Synthesizer	> TN725B
Call Classifier	> TN744D
Announcement	TN750C TN750B
Analog DID Trunk	> TN753
Analog CO Trunk (No PPM)	> TN747B
Analog CO Trunk (w/PPM)	
4 Wire Tie Trunk	> TN760D
2 Wire Tie Trunk	
Auxiliary Trunk	> TN763D TN763C
Digital CO/DID Trunk	
Digital Tie Trunk	> TN464F TN464E TN464D TN464C TN767
Digital PRI CO Trunk	n/a
Digital BRI Trunk	> TN2185
Digital Converter PRI-DASS	
Digital Converter PRI-DPNSS	
Digital Converter PRI-BRI	
8 Port Analog Line	TN742
16 Port Analog Line	> TN746B
24 Port Analog Line	TN2793

Continued on next page

Table 57. Recommended and Available CPs in Taiwan — *Continued*

Equipment	Equipment Type
4 Wire Digital Line	> TN754B
2 Wire Digital Line	#TN2224 > TN2181
Data Line	> TN726B
BRI-U Line	
BRI-ST Line	

Feature Administration

The screen displays shown in this section were effective the date the type approval was awarded. The screens may have changed since that date.

Only those feature-related parameters that may have a Type Approval or basic connectivity implication for a particular country are listed here.

■ ARS/AAR Administration

To enable ARS administration, on the System-Parameters Customer-Options screen, set the `ARS` field to **y**. You also should check all ARS/AAR defaults. All default ARS analysis codes are deleted before dialed strings are added for routing when DEFINITY is installed outside of North America. Be aware that the default for the 10 digits cause dialing problems. In particular, the following call types (appear as ARS/AAR defaults) typically are not used in non-North American ARS/AAR tables:

fnpa:	North American numbers with an area code.
hnpa:	North American numbers without an area code.
svc:	North American numbers of the screen “x11”.

Lucent recommends only the following call types be used outside North America:

int:	For all international numbers.
natl:	For all national PN numbers.
pubu:	For all other external (that is, not extensions) numbers.

System Parameter Administration

Only those feature-related parameters that may have a Type Approval or basic connectivity implication for a particular country are listed here.

■ Feature-Related System Parameters Administration

- Trunk-to-Trunk Transfer: Permitted by country's regulations - Selection is customer's choice.
- Public Network Trunks on Conference Call: 5
- Conference Parties With PNTs: 6
- Conference Parties Without PNTs: 6
- Line Intercept Tone Timer: 30
- Night Service Disconnect Timer: 180 sec
- Short Interdigit Timer: 3 sec
- Unanswered DID Call Timer: 60
- Auto-Hold: Yes ²³
- Attendant Tone: Yes
- Bridging Tone: No
- Conference Tone: No
- Intrusion Tone: Yes
- Repetitive Call Waiting Tone: No
- DID Busy Treatment: Attendant
- Pull Transfer: No
- Level of Tone Detection: Broadband
- Outpulse Without Tone: Yes
- (Station-to-switch) Recall Timing:
 - Flashhook Interval: Yes
 - Upper Bound: 1000 ms
 - Lower Bound: 200 ms

■ Country Options Parameters

- Companding Mode: mu-law
- Base Tone Generation Set: 1
- Tone Detection Mode: default
- Interdigit Pause: default

- Digital Loss Plan: 1
- Analog Ringing Cadence: 1
- 440 Hz PBX-dial Tone: yes
- 440 Hz Secondary-dial Tone: no

Analog Trunk Administration

■ CO Trunks

— Trunk Group Screen

- Group Type: CO
- Country: 1
- Trunk Gain: high
- Direction: two-way
- Digit Absorption List: blank
- Prefix-1: No
- Trunk Type: loop-start
- Outgoing Dial Type: tone
- Trunk Termination: rc (complex impedance)
- Auto Guard: no
- Dial Access: yes
- Call Still Held: no
- Terminal Balanced: yes
- Receive Answer Supervision: no
- Answer Supervision Timeout: 10 (This sets both the CP firmware timer and software timer. Set to 0 for any trunk that will receive answer supervision.)
- Disconnect Supervision - In: no
- Disconnect Supervision - Out: Selection is customer's choice.
- Disconnect Timing: 500 ms (This field will not be used with CPs that can accept the Incoming Disconnect and Outgoing Disconnect timers. Set these latter two timers from the Administrable Timers Screen.)

— Trunk Group Administration Screen (Timing)

Set the following timers from the Administrable Timers screen during administration of each trunk group. Select the following CO trunk timer values for this country:

- Incoming Disconnect: 500 ms
- Outgoing Disconnect: 500 ms
- Outgoing Dial Guard: 1600 ms
- Incoming Glare Guard: 1500 ms
- Outgoing Glare Guard: 1500 ms
- Outgoing Dial Pulse Rate (PPS): 10 pps
- Outgoing Rotary Digit Dial Make: 35 ms
- Outgoing Rotary Digit Dial Break: 65 ms
- Outgoing Rotary Dial Interdigit: 800 ms
- Ring Monitor Timer: 5200 ms
- Incoming Seizure: 500 ms
- Outgoing End-of-Dial: 10 sec
- Outgoing Seizure Response: 240 sec
- Programmed Dial Pause: 1500 ms
- Disconnect Signal Error: 240 sec
- Flash Length: 100 ms
- PPM: no
- DID Trunks
 - Trunk Group Screen
 - Group Type: DID
 - Country: 1
 - Trunk Gain: high
 - Digit Absorption List: blank
 - Incoming Dial Type: tone
 - Trunk Type: immed-start
 - Trunk Termination: rc (complex impedance)
 - Disconnect Supervision: no
 - Disconnect Timing: 500 ms (This field will not be used with CPs that can accept the Incoming Disconnect and Outgoing Disconnect timers. Set these latter two timers from the Administrable Timers Screen.)
 - Digit Treatment: blank
 - Digits: blank
 - Expected Digits: depends on system size and numbering plan

- Terminal Balanced: yes
- Extended Loop Range: (Used Only with TN459) no
- Drop Treatment: silence
- Incoming Rotary Timeout (sec): 5 sec (This field will not be used with CPs that can accept the Incoming Partial Dial timer. Set this timer from the Administrable Timers Screen.)

— Trunk Group Administration Screen (Timing)

Set the following timers from the Administrable Timers screen during administration of each trunk group. Select the following DID trunk timer values for this country:

- Incoming Disconnect: 500 ms
 - Incoming Dial Guard: 50 ms
 - Incoming Partial Dial: 18 sec
 - Incoming Incomplete Dial: 255 sec
 - Flash Length: 100 ms
- Tie Trunks
- No special Type Approval regulations apply. Tie trunks are administered on a case-by-case basis.

Digital Trunk Administration

This section does not list all possible valid administrable combinations. Rather the most common or standard combination, compatible with public-network and Type Approval standards for each country, is presented:

- CO Trunks
- Not available in this country.
- DID Trunks
- Not available in this country.
- Tie Trunks
- Non-ISDN Signaling Example (DS1 Administration screen)
- Circuit Pack: TN464D (or TN464C, TN767)
 - Bit Rate: 1.544
 - Interface Companding: mu-law
 - Line Coding: B8ZS
 - Line Compensation: 1
 - Framing Mode: esf
 - Signaling Mode: common-chan

- Country Protocol: 5
- CRC?: no
- Idle Code: 11111111
- DMI-BOS? Yes
- ISDN-PRI (Private Network) Signaling

This example assumes use of US Option 1 with facility associated signaling. Other feature options will require changes in one or more administered items.
- DS1 Administration screen
 - Circuit Pack: TN464D (or TN464C,B from upgrades)
 - Bit Rate: 2.048
 - Interface Companding: A-law
 - Line Coding: HDB3
 - Signaling Mode: isdn-pri
 - Country Protocol: 1
 - Connect: pbx
 - Interface: user
 - CRC: No
 - Idle Code: 11111111
- Signaling Group screen
 - Associated Signaling: Yes
 - Primary D_Channel: xxxx16 (xxxx=>depends on CP physical location)
- Trunk Group Administration screen
 - Group Type: isdn-pri
 - Service Type: tie
- ISDN-PRI (Public Network) Not available in this country.

Thailand

[Table 58](#) shows the recommended circuit packs.

Table 58. Recommended and Available CPs in Thailand

Equipment	Equipment Type
Cabinet Type & Power	GAC-MCC DC-MCC AC-SCC DC-SCC AC-CSCC AC-CMC
AC Power Voltage & Freq	220V/50Hz
Ring Generator	20Hz
Tone Detector	> TN2182B > TN744D
Tone Clock	> TN2182B
R2MFC Circuit	> TN744D
Speech Synthesizer	> TN457
Call Classifier	> TN744D
Announcement	TN750C TN750B
Analog DID Trunk	
Analog CO Trunk (No PPM)	
Analog CO Trunk (w/PPM)	
4 Wire Tie Trunk	
2 Wire Tie Trunk	
Auxiliary Trunk	
Digital CO/DID Trunk	> TN464Fv5
Digital Tie Trunk	> TN464Fv5
Digital PRI CO Trunk	
Digital BRI Trunk	
Digital BRI Trunk	
Digital Converter PRI-DASS	
Digital Converter PRI-DPNSS	
Digital Converter PRI-BRI	
8 Port Analog Line	n/a
16 Port Analog Line	> TN746B

Continued on next page

Table 58. Recommended and Available CPs in Thailand — *Continued*

Equipment	Equipment Type
24 Port Analog Line	TN2793
4 Wire Digital Line	> TN754B
2 Wire Digital Line	#TN2224 > TN2181
Data Line	> TN726B
BRI-U Line	
BRI-ST Line	

Trinidad & Tobago

[Table 59](#) shows the recommended circuit packs.

Table 59. Recommended and Available CPs in Trinidad & Tobago

Equipment	Equipment Type
Cabinet Type & Power	AC-MCC DC-MCC AC-SCC DC-SCC AC-CSCC AC-CMC
AC Power Voltage & Freq	120V/60Hz
Ring Generator	20Hz
Tone Detector	> TN2182B > TN744D TN748D TN748C
Tone Clock	> TN2182B TN780 TN768
R2MFC Circuit	
Speech Synthesizer	> TN725B
Call Classifier	> TN744D
Announcement	> TN750C TN750B
Analog DID Trunk	
Analog CO Trunk (No PPM)	> TN747B
Analog CO Trunk (w/PPM)	
4 Wire Tie Trunk	> TN760D
2 Wire Tie Trunk	
Auxiliary Trunk	> TN763D
Digital CO/DID Trunk	> TN464F TN464E TN464D TN464C
Digital Tie Trunk	> TN464F TN464E TN464D TN464C
Digital PRI CO Trunk	
Digital BRI Trunk	
Digital Converter PRI-DASS	
Digital Converter PRI-DPNSS	
Digital Converter PRI-BRI	
8 Port Analog Line	
16 Port Analog Line	> TN746B
24 Port Analog Line	n/a

Continued on next page

Table 59. Recommended and Available CPs in Trinidad & Tobago —
Continued

Equipment	Equipment Type
4 Wire Digital Line	> TN754B
2 Wire Digital Line	> TN2224 TN2181
Data Line	> TN726B
BRI-U Line	
BRI-ST Line	

Feature Administration

The screen displays shown in this section were effective the date the type approval was awarded. The screens may have changed since that date.

Only those feature-related parameters that may have a Type Approval or basic connectivity implication for a particular country are listed here.

- ARS/AAR Administration
To enable ARS administration, on the System-Parameters Customer-Options screen, set the `ARS` field to `y`. You also should check all ARS/AAR defaults. All default ARS analysis codes are deleted before dialed strings are added for routing when DEFINITY is installed outside of North America. Be aware that the default for the 10 digits cause dialing problems. In particular, the following call types (appear as ARS/AAR defaults) typically are not used in non-North American ARS/AAR tables:

fnpa:	North American numbers with an area code.
hnpa:	North American numbers without an area code.
svc:	North American numbers of the screen “x11”.

Lucent recommends only the following call types be used outside North America:

int:	For all international numbers.
natl:	For all national PN numbers.
pubu:	For all other external (that is, not extensions) numbers.

Feature-Related System Parameters

FEATURE-RELATED SYSTEM PARAMETERS

Trunk-to-Trunk Transfer: restricted
Coverage - Subsequent Redirection No Answer Interval: 2
Coverage - Caller Response Interval (seconds): 4
Keep Held SBA at Coverage Point? n
Automatic Callback - No Answer Timeout Interval (rings): 3
Call Park Timeout Interval (minutes): 5
Off-Premises Tone Detect Timeout Interval (seconds): 20
AAR/ARS Dial Tone Required? y
Music/Tone on Hold: music
Music (or Silence) on Transferred Trunk Calls? no
DID/Tie/ISDN Intercept Treatment: attd
Internal Automatic Answer for Attendant Extended Calls? n
Automatic Circuit Assurance (ACA) Enabled? y

FEATURE-RELATED SYSTEM PARAMETERS

LEAVE WORD CALLING PARAMETERS
Maximum Number of Messages Per Station (when MSA not in service):10
Stations with System-wide Retrieval Permission (enter extension)
1: 2: 3: 4: 5:
6: 7: 8: 9: 10:

WARNING! SEE USER DOCUMENTATION BEFORE CHANGING TTI STATE
Terminal Translation Initialization (TTI) Enabled? n

External Coverage Treatment for Transferred Incoming Calls? n

SECURITY VIOLATION NOTIFICATION (SVN)PARAMETERS HAVE MOVED TO
THE SYSTEM-PARAMETERS SECURITY SCREEN

FEATURE-RELATED SYSTEM PARAMETERS

Reserved Slots for Attendant Priority Queue: 5
Time before Off-hook Alert: 10
Emergency Access Redirection Extension:
Service Observing Warning Tone? y
Number of Emergency Calls Allowed in Attendant Queue: 5
Call Pickup Alerting? n
Deluxe Paging and Call Park Timeout to Originator? n
Controlled Outward Restriction Intercept Treatment: tone
Controlled Termination Restriction (Do Not Disturb): tone
Controlled Station to Station Restriction: tone

AUTHORIZATION CODE PARAMETERS Authorization Codes Enabled?
 Authorization Code Length:
 Authorization Code Cancellation Symbol: #
 Attendant Time Out Flag? y
 Display Authorization Code? n

FEATURE-RELATED SYSTEM PARAMETERS

SYSTEM PRINTER PARAMETERS
System Printer Extension: Lines Per Page: 60

SYSTEM-WIDE PARAMETERS
Switch Name:

CALL CENTER SYSTEM PARAMETERS
Direct Agent Announcement Extension: Direct Agent Announcement Delay:
 Converse Delay Datal: 0 Data2: 2
Direct Agent Announcement Extension: Converse Pulse ON: 100 OFF: 70
 Prompting Timeout (secs): 10

CALL MANAGEMENT SYSTEM PARAMETERS
BCMS/VuStats Measurement Interval: hour
BCMS/VuStats Abandon Call Timer (seconds): Validate Login IDs? y
ACD Login Identification Length: Adjunct CMS Release:

MALICIOUS CALL TRACE PARAMETERS
Apply MCT Warning Tone? n MCT Voice Recorder Trunk Group:

FEATURE-RELATED SYSTEM PARAMETERS

Public Network Trunks on Conference Call:	5	Auto Start?	n
Conference Parties with Public Network Trunks:	6	Auto Hold?	n
Conference Parties without Public Network Trunks:	6	Attendant Tone?	y
Night Service Disconnect Timer (seconds):	180	Bridging Tone?	n
Short Interdigit Timer (seconds):	3	Conference Tone?	n
Unanswered DID Call Timer (seconds):		Intrusion Tone?	y
Line Intercept Tone Timer (seconds):	30		
DID Busy Treatment: tone			
Allow AAR/ARS Access from DID/DIOD?	n		

DISTINCTIVE AUDIBLE ALERTING

Internal: 1 External: 2 Priority: 3
Attendant Originated Calls: external

FEATURE-RELATED SYSTEM PARAMETERS

Pull Transfer:	n	Update Transferred Ring Pattern?	n
Outpulse Without Tone?	n	Wait Answer Supervision Timer?	y
		Repetitive Call Waiting Tone?	y
Allow Conference via Flash?	y		
Vector Disconnect Timer (min):		Network Feedback During Tone Detection?	y
Hear Zip Tone Following VOA?	n		
Intercept Treatment On Failed Trunk Transfers? n			
Station Tone Forward Disconnect: silence			
Level Of Tone Detection: precise			

RECALL TIMING

Flashhook Interval?	y	Upper Bound (msec):	800
		Lower Bound (msec):	200

ENHANCED DCS

Enhanced DCS Enabled?	n		
Apply Intercept Locally?	y	Enforce PNT-to-PNT Restrictions?	n

Multifrequency-Signaling-Related System Parameters

Page1 of 3

MULTIFREQUENCY-SIGNALING-RELATED SYSTEM PARAMETERS

Incoming Call Type: group-ii-mfc
Outgoing Call Type: group-ii-mfc
Maintenance Call Type: none
Test Call Extension:
Interdigit Timer (sec): 10
Outgoing Forward Signal Present Timer (sec): 15
Outgoing Forward Signal Absent Timer (sec): 30
Multifrequency Signaling Incoming Intercept Treatment? n
Received Signal Gain(-Loss) (dB): 0
Transmitted Signal Gain(-Loss) (dB): -3

ANI Prefix:
ANI for PBX:
Next ANI Digit: send-ani
ANI Prefix: Collect All Digits Before Seizure? n
Request Incoming ANI (non-AAR/ARS)? n
Called Party Category: user-type
Use COR for Calling Party Category? n

Page2 of 3

MULTIFREQUENCY-SIGNALING-RELATED SYSTEM PARAMETERS

INCOMING FORWARD SIGNAL TYPES
(Tones from CO)

Group-I

11: ignored
12: ignored
13: ignored
14: ignored
15: ignored

Group-II

1: normal
2: normal
3: normal
4: normal
5: normal
6: normal
7: normal
8: normal
9: normal
10: normal
11: normal
12: normal
13: normal
14: normal
15: normal

INCOMING BACKWARD SIGNAL TYPES
(Tones to CO)

Group-A

1: next-digit
3: end-of-dial

Group-B

1: free
2: busy
4: congestion
7: intercept

Page3 of 3			
MULTIFREQUENCY-SIGNALING-RELATED SYSTEM PARAMETERS			
OUTGOING FORWARD SIGNAL TYPES (Tones to CO)		OUTGOING BACKWARD SIGNAL TYPES (Tones from CO)	
Group-I	Group-II	Group-A	Group-B
12: ani-not-avail	2: normal	1: next-digit	1: free
15: end-of-ani	1: attendant	2: congestion	2: busy
	6: data-call	3: end-of-dial	3: congestion
		4: congestion	4: congestion
		5: send-ani	5: congestion
		6: congestion	6: free
		7: last-2-digits	7: intercept
		8: last-3-digits	8: congestion
		9: congestion	9: congestion
		10: congestion	10: congestion
		11: congestion	11: congestion
		12: congestion	12: congestion
		13: congestion	13: congestion
		14: congestion	14: congestion
		15: congestion	15: congestion

System Parameters Country-Options

Page1 of 7	
SYSTEM PARAMETERS COUNTRY-OPTIONS	
Companding Mode: Mu-Law	Base Tone Generator Set: 1
440Hz PBX-dial Tone? n	440Hz Secondary-dial Tone? n
Digital Loss Plan: 1	
Analog Ringing Cadence: 1	
TONE DETECTION PARAMETERS	
Tone Detection Mode: 6	
Interdigit Pause: short	

CO Trunk Group Administration

Page1 of 10

TRUNK GROUP

Group Number:

Group Name: OUTSIDE CALL

Direction: two-way

Dial Access? n

Queue Length: 0

Comm Type: voice

Prefix-1? y

Group Type: co

COR: 95

Outgoing Display? y

Busy Threshold: 10

Country: 1

Auth Code? n

Trunk Flash? n

CDR Reports: y

TN: 1

TAC:

Night Service:

Incoming Destination:

Digit Absorption List:

Toll Restricted? n

TRUNK PARAMETERS

Trunk Type: loop-start

Outgoing Dial Type: tone

Trunk Termination: rc

Auto Guard? n

Terminal Balanced? y

Cut-Through? n

Disconnect Timing(msec): 500

Call Still Held? n

Sig Bit Inversion: none

RA Trunk Loss: 0db

Trunk Gain: high

Disconnect Supervision - In? y

Out? n

Answer Supervision Timeout: 10

Cyclical Hunt? n

Receive Answer Supervision? n

Page2 of 10

TRUNK FEATURES

ACA Assignment? y

Abandoned Call Search? n

Suppress # Outpulsing? n

Measured: none

Data Restriction? n

Maintenance Tests? y

Page3 of 10

TRUNK GROUP

ADMINISTRABLE TIMERS

Incoming Disconnect(msec): 500

Outgoing Disconnect(msec): 500

Outgoing Dial Guard(msec): 1600

Incoming Glare Guard(msec): 1500

Outgoing Glare Guard(msec): 1500

Ringing Monitor(msec): 5200

Incoming Seizure(msec): 500

Outgoing End of Dial(sec): 10

Outgoing Seizure Response(sec): 5

Programmed Dial Pause(msec): 1500

Flash Length(msec): 540

END TO END SIGNALING

Tone(msec): 350

Pause(msec): 150

OUTPULSING INFORMATION

PPS: 10

Make(msec): 40

Break(msec): 60

PPM? n

Page4 of 10

TRUNK GROUP

Administered Members (min/max): 0/0

Total Administered Members: 0

GROUP MEMBER ASSIGNMENTS

Port	Code	Sfx	Name	Night	Mode	Type	Ans Delay
1:							
2:							
3:							

DIOD Trunk Group Administration

Page1 of 10

TRUNK GROUP

Group Number:

Group Name: OUTSIDE CALL

Direction: two-way

Dial Access? n

Queue Length: 0

Group Type: diod

COR: 94

Outgoing Display? n

Busy Threshold: 99

CNtry: 1

Auth Code? n

Digit Absorption List:

Prefix-1? y

Trunk Flash? n

CDR Reports: y

TN: 1

TAC:

Toll Restricted? n

TRUNK PARAMETERS

Trunk Type: immed-start

Outgoing Dial Type: tone

Trunk Termination: rc

Digit Treatment:

Expected Digits:

Terminal Balanced? n

Incoming Dial Type: tone

Digits:

Sig Bit Inversion: none

RA Trunk Loss: 0db

Drop Treatment: silence

Trunk Gain: high

Disconnect Supervision - In? y Out? n

Answer Supervision Timeout: 10

Receive Answer Supervision? n

Page2 of 20

TRUNK FEATURES

ACA Assignment? n

Measured: none

Maintenance Tests? y

Data Restriction? n

Suppress # Outpulsing? n

TRUNK GROUP

ADMINISTRABLE TIMERS

Incoming Disconnect(msec): 500	Outgoing Disconnect(msec): 500
Incoming Dial Guard(msec): 70	Outgoing Dial Guard(msec): 1600
Incoming Glare Guard(msec): 1500	Outgoing Glare Guard(msec): 1500
Ringing Monitor(msec): 5200	Incoming Seizure(msec): 500
Outgoing End of Dial(sec): 10	Outgoing Seizure Response(sec): 5
Programmed Dial Pause(msec): 1500	
Flash Length(msec):	Incoming Incomplete Dial Alarm(sec): 255

END TO END SIGNALING

Tone(msec): 350	Pause(msec): 150
-----------------	------------------

OUTPULSING INFORMATION

PPS: 10	Make(msec): 40	Break(msec): 60	PPM? n
---------	----------------	-----------------	--------

TRUNK GROUP

GROUP MEMBER ASSIGNMENTS				Administered Members (min/max):		0/0	
				Total Administered Members:		0	
Port	Code	Sfx	Name	Night	Mode	Type	Ans Delay
1:							
2:							
3:							

DID Trunk Group Administration

Page1 of 10

TRUNK GROUP

Group Number:Group Type: didCDR Reports: y
Group Name: OUTSIDE CALLCOR: 93TN: 90TAC:
Country: 1
Auth Code? n

TRUNK PARAMETERS

Trunk Type: immed-startIncoming Rotary Timeout(sec): 5
Incoming Dial Type: tone
Trunk Termination: rcDisconnect Timing(msec): 500
Digit Treatment:Digits:
Expected Digits:Sig Bit Inversion: none
Terminal Balanced? nRA Trunk Loss: 0db
Extended Loop Range? nTrunk Gain: highDrop Treatment: silence
Disconnect Supervision - In? y

Page2 of 10

TRUNK FEATURES

ACA Assignment? nMeasured: noneMaintenance Tests? y
Data Restriction? n
Suppress # Outpulsing? n

Page3 of 10

TRUNK GROUP

ADMINISTRABLE TIMERS

Incoming Disconnect(msec): 500
Incoming Dial Guard(msec): 70
Flash Length(msec): 540Incoming Incomplete Dial Alarm(sec): 255

END TO END SIGNALING

Tone(msec): 350Pause(msec): 150

Page4 of 10

TRUNK GROUP

Administered Members (min/max):0/0

GROUP MEMBER ASSIGNMENTSTotal Administered Members:0

Port	Code	Sfx	Name
1:			
2:			
3:			

DS1 for CO, DID and DIOD trunks to the PTT
using Digital

Page1 of 1

DS1 CIRCUIT PACK

Location:	Name: T-1CO, DID, DIOD
Bit Rate: 1.544	Line Coding: b8zs
Signaling Mode: Common Channel Signalling	
Interconnect: CO	Country Protocol: 1
Interface Companding: mulaw	CRC? n
Idle Code: 11111111	
MAINTENANCE PARAMETERS	
Slip Detection? n	Near-end CSU Type: other

United Kingdom

[Table 60](#) shows the recommended circuit packs.

Table 60. Recommended and Available CPs in the United Kingdom

Equipment	Equipment Type
Cabinet Type & Power	GAC-MCC DC-MCC AC-SCC AC-CSCC AC-CMC
AC Power Voltage & Freq	240V/50Hz
Ring Generator	25Hz
Tone Detector	> TN2182B > TN744D TN420C TN420B
Tone Clock	> TN2182B TN780 TN419B
R2MFC Circuit	n/a
Speech Synthesizer	> TN457
Call Classifier	> TN744D
Announcement	TN750C TN750B
Analog DID Trunk	> TN459B TN459
Analog CO Trunk (No PPM)	> TN2147C TN2147
Analog CO Trunk (w/PPM)	> TN447
4 Wire Tie Trunk	> TN760Dv12 TN458
2 Wire Tie Trunk	
Auxiliary Trunk	> TN763D TN417
Digital CO/DID Trunk	TN2464 TN464E TN464D
Digital Tie Trunk	TN2464 TN464E TN464D TN464C
Digital PRI CO Trunk	TN2464 TN464E TN464D
Digital BRI Trunk	> TN2185b
Digital Converter PRI-DASS	TN-CCSC-1
Digital Converter PRI-DPNSS	TN-CCSC-2
Digital Converter PRI-BRI	#TN-PRI-BRI
8 Port Analog Line	TN467
16 Port Analog Line	#TN2183 > TN468B TN468
24 Port Analog Line	n/a

Continued on next page

Table 60. Recommended and Available CPs in the United Kingdom —
Continued

Equipment	Equipment Type
4 Wire Digital Line	> TN754B TN413
2 Wire Digital Line	#TN2224 > TN2181
Data Line	> TN726B
BRI-U Line	TN2198
BRI-ST Line	TN556d

Feature Administration

The screen displays shown in this section were effective the date the type approval was awarded. The screens may have changed since that date.

Only those feature-related parameters that may have a Type Approval or basic connectivity implication are listed here.

■ ARS/AAR Administration

To enable ARS administration, on the System-Parameters Customer-Options screen, set the `ARS` field to **y**. You also should check all ARS/AAR defaults. All default ARS analysis codes are deleted before dialed strings are added for routing when DEFINITY is installed outside of North America. Be aware that the default for the 10 digits cause dialing problems. In particular, the following call types (appear as ARS/AAR defaults) typically are not used in non-North American ARS/AAR tables:

fnpa:	North American numbers with an area code.
hnpa:	North American numbers without an area code.
svc:	North American numbers of the screen “x11”.

Lucent recommends only the following call types be used outside North America:

int:	For all international numbers.
natl:	For all national PN numbers.
pubu:	For all other external (that is, not extensions) numbers.

System Parameter Administration

Only those feature-related parameters that may have a Type Approval or basic connectivity implication for a particular country are listed here.

- **System Parameter Features Administration**
 - Trunk-to-Trunk Transfer: Permitted by country's regulations - Selection is customer's choice.
 - Public Network Trunks on Conference Call: 5
 - Conference Parties With PNTs: 6
 - Intrusion Tone: Yes
 - DID Busy Treatment: Attendant
 - Level of Tone Detection: Precise
 - Pull Transfer: No
 - (Station-to-switch) Recall Timing:
 - Flashhook Interval: No
 - Disconnect Timing: 150 ms
- **Country Options Parameters**
 - Companding Mode: A-law
 - Base Tone Generation Set: 10
 - Tone Detection Mode: 3
 - Interdigit Pause: short
 - Digital Loss Plan: 10
 - Version of Digital Loss Plan:
 - With Only V2 CPs in System: A
 - With Only New (G3) CPs in System: B
 - With New & V2 CPs Mixed in System: B
 - Analog Ringing Cadence: 10

Analog Trunk Administration

- **CO Trunks**
 - Trunk Group Screen
 - Country: 10
 - Trunk Gain: high
 - Group Type: CO
 - Direction: two-way

- Digit Absorption List: blank
 - Prefix-1: No
 - Trunk Type:
 - loop-start (for Loop-Calling, Guarded Clearing)
 - ground-start (for Earth Calling)
 - Outgoing Dial Type: tone
 - Trunk Termination: rc (complex impedance)
 - Auto Guard: no
 - Dial Access: yes
 - Call Still Held: no
 - Terminal Balanced: yes
 - Receive Answer Supervision: no
 - Answer Supervision Timeout: 10 (This sets both the CP firmware timer and software timer. Set to 0 for any trunk that will receive answer supervision.)
 - Disconnect Supervision - In:
 - no (for LCGC Trunks)
 - yes (for Earth Calling Trunks)
 - Disconnect Supervision - Out: Selection is customer's choice.
 - Disconnect Timing: 500 msec (This field will not be used with CPs that can accept the Incoming Disconnect and Outgoing Disconnect timers. Set these latter two timers from the Administrable Timers Screen.)
- Trunk Group Administration Screen (Timing)
- Set the following timers from the Administrable Timers screen during administration of each trunk group. Select the following CO trunk timer values for this country:
- Incoming Disconnect: 500 ms
 - Outgoing Disconnect: 500 ms
 - Outgoing Dial Guard: 1600 ms
 - Incoming Glare Guard: 1500 ms
 - Outgoing Glare Guard: 1500 ms
 - Outgoing Dial Pulse Rate (PPS): 10 pps
 - Outgoing Rotary Digit Dial Make: 35 ms
 - Outgoing Rotary Digit Dial Break: 65 ms

- Outgoing Rotary Dial Interdigit: 800 ms
- Ring Monitor Timer: 5200 ms
- Incoming Seizure: 250 ms
- Outgoing End-of-Dial: 10 sec
- Outgoing Seizure Response: 240 sec
- Programmed Dial Pause: 1500 ms
- Disconnect Signal Error: 240 sec
- End-To-End Signaling Pause: 150 ms (accept default)
- End-To-End Signaling Tone: 350 ms (accept default)
- Flash Length: 100 ms
- PPM: yes
- Frequency: 50 Hz

— PPM

The PPM frequency monitored will depend upon the particular CO trunk CP being used (a CP capable of monitoring the required frequency must be provided. Some trunk CPs do not support any PPM monitoring.) For this country, the CP used for PPM monitoring must detect 50Hz pulses.

■ DID Trunks

— Trunk Group Screen

- Group Type: DID
- Country: 10
- Gain: high
- Digit Absorption List: blank
- Incoming Dial Type: tone
- Trunk Type: immed-start
- Trunk Termination: rc (complex impedance)
- Disconnect Timing: 500 msec (This field will not be used with CPs that can accept the Incoming Disconnect and Outgoing Disconnect timers. Set these latter two timers from the Administrable Timers Screen.)
- Digit Treatment: blank
- Digits: blank
- Expected Digits: depends on system size and numbering plan
- Terminal Balanced: yes

- Extended Loop Range: (Used Only with TN459) no
- Drop Treatment: silence
- Disconnect Supervision: yes
- Incoming Rotary Timeout (sec): 5 sec

— Trunk Group Administration Screen (Timing)

Set the following timers from the Administrable Timers screen during administration of each trunk group. Select the following DID trunk timer values for this country:

- Incoming Disconnect: 500 ms
 - Incoming Dial Guard: 50 ms
 - Incoming Partial Dial: 18 sec
 - Incoming Incomplete Dial: 255 sec
 - Flash Length: 100 ms
- Tie Trunks

No special Type Approval regulations apply. Tie trunks are administered on a case-by-case basis.

Digital Trunk Administration

This section does not list all possible valid administrable combinations. Rather the most common or standard combination, compatible with public-network and Type Approval standards for each country, is presented:

■ CO Trunks

— DS1 Administration Screen

- Circuit Pack: TN2464
- Bit Rate: 2.048 (bit-rate selection cannot be made with TN464B)
- Interface Companding: A-law
- Line Coding: HDB3
- Signaling Mode: CAS
- Country Protocol: 10²⁴
- Interconnect: CO
- CRC?: No

24. 10a is for connection to the UK-specific DASS II ISDN or DPNSS service (through TN-CSCC-1/TN-CSCC-2 converters).
10b is for connection to the ETSI-ISDN-PRI services by cable and wireless or British Telecom (called ISDN 30, and ISDN 30e (BT's offer with fully ETSI compliant call control)).

- Idle Code: 01010100
- Trunk Group Administration Screen (Timing) Digital trunk timing values should be set as for analog CO trunks.
- DID Trunks
 - DS1 Administration Screen
 - Circuit Pack: TN2464
 - Bit Rate: 2.048
 - Interface Companding: A-law
 - Line Coding: HDB3
 - Signaling Mode: CAS
 - Country Protocol: 10²⁵
 - Interconnect: CO
 - CRC?: No
 - Idle Code: 01010100
 - Trunk Group Administration Screen (Timing)
Digital trunk timing values should be set as for analog DID trunks.
- Tie Trunks
 - Non-ISDN Signaling Example (DS1 Administration screen)
 - Circuit Pack: TN2464
 - Bit Rate: 2.048
 - Interface Companding: A-law
 - Line Coding: HDB3
 - Signaling Mode: CAS
 - Country Protocol: 1
 - Interconnect: pbx
 - CRC?: No
 - Idle Code: 01010100
 - ISDN-PRI (Private Network) Signaling This example assumes use of US Option 1 with facility associated signaling. Other feature options will require changes in one or more administered items.
 - DS1 Administration screen

25. 10a is for connection to the UK-specific DASS II ISDN or DPNSS service (through TN-CSCC-1/TN-CSCC-2 converters).
10b is for connection to the ETSI-ISDN-PRI services by cable and wireless or British Telecom (called ISDN 30, and ISDN 30e (BT's offer with fully ETSI compliant call control))

- Circuit Pack: TN2464
- Bit Rate: 2.048
- Interface Companding: A-law
- Line Coding: HDB3
- Signaling Mode: isdn-pri
- Country Protocol: 1
- Connect: pbx
- Interface: user
- CRC: No
- Idle Code: 01010100
- Signaling Group screen
 - Associated Signaling: Yes
 - Primary D_Channel: xxxx16 (xxxx=>depends on CP physical location)
- Trunk Group Administration screen
 - Group Type: isdn-pri
 - Service Type: tie
- ISDN-PRI (Public Network)
 - DS1 Administration screen
 - Circuit Pack: TN2464
 - Bit Rate: 2.048
 - Interface Companding: A-law
 - Line Coding: HDB3
 - Signaling Mode: isdn-pri
 - Country Protocol: 10²⁶
 - Connect: Network
 - Idle Code: 01010100
 - Signaling Group screen
 - Associated Signaling: Yes
 - Primary D_Channel: xxxx16 (xxxx=>depends on CP physical location)

26. 10a is for connection to the UK-specific DASS II ISDN or DPNSS service (through TN-CSCC-1/TN-CSCC-2 converters).
10b is for connection to the ETSI-ISDN-PRI services by cable and wireless or British Telecom (called ISDN 30, and ISDN 30e (BT's offer with fully ETSI compliant call control))

- Trunk Group Administration screen
 - Group Type: isdn-pri
 - Service Type: public_ntwrk

Venezuela

[Table 61](#) shows the recommended circuit packs.

Table 61. Recommended and Available CPs in Venezuela

Equipment	Equipment Type
Cabinet Type & Power	GAC-MCC AC-MCC DC-MCC AC-SCC DC-SCC AC-CSCC AC-CMC
AC Power Voltage & Freq	120V/60Hz 240V/60Hz
Ring Generator	20Hz
Tone Detector	> TN2182B > TN744D TN748D TN756
Tone Clock	> TN2182B TN780 TN756
R2MFC Circuit	> TN744D TN744B
Speech Synthesizer	> TN725B
Call Classifier	> TN744D
Announcement	TN750C TN750B TN750
Analog DID Trunk	> TN753
Analog CO Trunk (No PPM)	> TN747B
Analog CO Trunk (w/PPM)	#TN465C> TN465B
4 Wire Tie Trunk	> TN760D
2 Wire Tie Trunk	> TN439
Auxiliary Trunk	> TN763D TN763C
Digital CO/DID Trunk	n/a
Digital Tie Trunk	> TN464F TN464E TN464D TN464C
Digital PRI CO Trunk	n/a
Digital BRI Trunk	
Digital Converter PRI-DASS	
Digital Converter PRI-DPNSS	
Digital Converter PRI-BRI	
8 Port Analog Line	TN742
16 Port Analog Line	> TN746B
24 Port Analog Line	n/a

Continued on next page

Table 61. Recommended and Available CPs in Venezuela — Continued

Equipment	Equipment Type
4 Wire Digital Line	> TN754B TN413
2 Wire Digital Line	#TN2224 > TN2181
Data Line	> TN726B
BRI-U Line	
BRI-ST Line	



NOTE:
A-law companding is the national standard in Venezuela. However, Mu-law is used internally to the system for service circuits and analog lines. Network interfaces are configured as A-law if required.

Feature Administration

The screen displays shown in this section were effective the date the type approval was awarded. The screens may have changed since that date.

Only those feature-related parameters that may have a Type Approval or basic connectivity implication for a particular country are listed here.

- ARS/AAR Administration
- To enable ARS administration, on the System-Parameters Customer-Options screen, set the `ARS` field to `y`. You also should check all ARS/AAR defaults. All default ARS analysis codes are deleted before dialed strings are added for routing when DEFINITY is installed outside of North America. Be aware that the default for the 10 digits cause dialing problems. In particular, the following call types (appear as ARS/AAR defaults) typically are not used in non-North American ARS/AAR tables:

fnpa:	North American numbers with an area code.
hnpa:	North American numbers without an area code.
svc:	North American numbers of the screen “x11”.

Lucent recommends only the following call types be used outside North America:

int:	For all international numbers.
natl:	For all national PN numbers.
pubu:	For all other external (that is, not extensions) numbers.

System Parameter Administration

Only those feature-related parameters that may have a Type Approval or basic connectivity implication for a particular country are listed here.

- Feature-Related System Parameters Administration
 - Trunk-to-Trunk Transfer: Permitted by country's regulations - Selection is customer's choice.
 - Public Network Trunks on Conference Call: 5
 - Conference Parties With PNTs: 6
 - Conference Parties Without PNTs: 6
 - Line Intercept Tone Timer: 30
 - Night Service Disconnect Timer: 180 sec
 - Short Interdigit Timer: 3 sec
 - Unanswered DID Call Timer: 60
 - Auto-Hold: Yes ²⁷
 - Attendant Tone: Yes
 - Bridging Tone: No
 - Conference Tone: No
 - Intrusion Tone: Yes
 - Repetitive Call Waiting Tone: No
 - DID Busy Treatment: Attendant
 - Pull Transfer: No
 - Level of Tone Detection: Broadband
 - Outpulse Without Tone: Yes
 - (Station-to-switch) Recall Timing:
 - Flashhook Interval: Yes

27. Although not a Type Approval issue, this represents the convention for this country.

- Upper Bound: 1000 ms
- Lower Bound: 200 ms
- System Parameter Multifrequency Signaling Administration
 - Incoming Call Type: non-group-ii-mfc (use default translations)
 - Test Call Extension: As Negotiated
 - Incoming Interdigit Timer: 10 sec
- Country Options Parameters
 - Companding Mode: mu-law

**NOTE:**

Companding Mode: A-law is the national standard. Mu-law is used internal to the system for service circuits and analog lines. Network interfaces are configured as A-law if required.

- Base Tone Generation Set: 1
- Tone Detection Mode: default
- Interdigit Pause: default
- Digital Loss Plan: 1
- Analog Ringing Cadence: 1

Analog Trunk Administration

- CO Trunks
 - Trunk Group Screen
 - Group Type: CO
 - Country: 1
 - Trunk Gain: high
 - Direction: two-way
 - Digit Absorption List: blank
 - Prefix-1: No
 - Trunk Type: loop-start
 - Outgoing Dial Type: tone
 - Trunk Termination: rc (complex impedance)
 - Auto Guard: no
 - Dial Access: yes
 - Call Still Held: no
 - Terminal Balanced: yes

- Receive Answer Supervision: no
- Answer Supervision Timeout: 10 (This sets both the CP firmware timer and software timer. Set to 0 for any trunk that will receive answer supervision.)
- Disconnect Supervision - In: no
- Disconnect Supervision - Out: Selection is customer's choice.
- Disconnect Timing: 500 ms (This field will not be used with CPs that can accept the Incoming Disconnect and Outgoing Disconnect timers. Set these latter two timers from the Administrable Timers Screen.)

— Trunk Group Administration Screen (Timing)

Set the following timers from the Administrable Timers screen during administration of each trunk group. Select the following CO trunk timer values for this country:

- Incoming Disconnect: 500 ms
- Outgoing Disconnect: 500 ms
- Outgoing Dial Guard: 1600 ms
- Incoming Glare Guard: 1500 ms
- Outgoing Glare Guard: 1500 ms
- Outgoing Dial Pulse Rate (PPS): 10 pps
- Outgoing Rotary Digit Dial Make: 35 ms
- Outgoing Rotary Digit Dial Break: 65 ms
- Outgoing Rotary Dial Interdigit: 800 ms
- Ring Monitor Timer: 5200 ms
- Incoming Seizure: 500 ms
- Outgoing End-of-Dial: 10 sec
- Outgoing Seizure Response: 240 sec
- Programmed Dial Pause: 1500 ms
- Disconnect Signal Error: 240 sec
- Flash Length: 100 ms
- PPM: Yes
- Frequency: 16kHz

■ DID Trunks

— Trunk Group Screen

- Group Type: DID

- Country: 1
- Trunk Gain: high
- Digit Absorption List: blank
- Incoming Dial Type: MF
- Trunk Type: immed-start
- Trunk Termination: rc (complex impedance)
- Disconnect Supervision: no
- Disconnect Timing: 500 ms (This field will not be used with CPs that can accept the Incoming Disconnect and Outgoing Disconnect timers. Set these latter two timers from the Administrable Timers Screen.)
- Digit Treatment: blank
- Digits: blank
- Terminal Balanced: yes
- Extended Loop Range: (Used Only with TN459) no
- Drop Treatment: silence
- Incoming Rotary Timeout (sec): 5 sec (This field will not be used with CPs that can accept the Incoming Partial Dial timer. Set this timer from the Administrable Timers Screen.)

— Trunk Group Administration Screen (Timing)

Set the following timers from the Administrable Timers screen during administration of each trunk group. Select the following DID trunk timer values for this country:

- Incoming Disconnect: 500 ms
 - Incoming Dial Guard: 50 ms
 - Incoming Partial Dial: 18 sec
 - Incoming Incomplete Dial: 255 sec
 - Flash Length: 100 ms
- Tie Trunks
- No special Type Approval regulations apply. Tie trunks are administered on a case-by-case basis.

Digital Trunk Administration

This section does not list all possible valid administrable combinations. Rather the most common or standard combination, compatible with public-network and Type Approval standards for each country, is presented:

- CO Trunks
Not available in this country.
- DID Trunks
Not available in this country.
- Tie Trunks
 - Non-ISDN Signaling Example (DS1 Administration Screen)
 - Circuit Pack: TN464D (or TN464C)
 - Bit Rate: 2.048
 - Interface Companding: A-law
 - Line Coding: HDB3
 - Signaling Mode: CAS
 - Country Protocol: 1
 - Interconnect: pbx
 - CRC?: no
 - Idle Code: 11111111
 - ISDN-PRI (Private Network) Signaling

This example assumes use of US Option 1 with facility associated signaling. Other feature options will require changes in one or more administered items.
 - DS1 Administration screen
 - Circuit Pack: TN464D (or TN464C,B from upgrades)
 - Bit Rate: 2.048
 - Interface Companding: A-law
 - Line Coding: HDB3
 - Signaling Mode: isdn-pri
 - Country Protocol: 1
 - Connect: pbx
 - Interface: user
 - CRC: No
 - Idle Code: 11111111
 - Signaling Group screen
 - Associated Signaling: Yes
 - Primary D_Channel: xxxx16 (xxxx=>depends on CP physical location)

- Trunk Group Administration screen
 - Group Type: isdn-pri
 - Service Type: tie
- ISDN-PRI (Public Network)
 - Not available in this country.

Vietnam

[Table 62](#) shows the recommended circuit packs.

Table 62. Recommended and Available CPs in Vietnam

Equipment	Equipment Type
Cabinet Type & Power	GAC-MCC DC-MCC AC-SCC DC-SCC AC-CSCC AC-CMC
AC Power Voltage & Freq	230V/50Hz
Ring Generator	20Hz
Tone Detector	> TN2182B > TN744D
Tone Clock	> TN2182B TN780
R2MFC Circuit	TN744D TN744B
Speech Synthesizer	> TN725B
Call Classifier	> TN744D
Announcement	TN750C TN750B TN750
Analog DID Trunk	> TN753
Analog CO Trunk (No PPM)	TN747B
Analog CO Trunk (w/PPM)	n/a
4 Wire Tie Trunk	TN760D
2 Wire Tie Trunk	n/a
Auxiliary Trunk	> TN763D TN763C
Digital CO/DID Trunk	> TN2464
Digital Tie Trunk	> TN2464
Digital PRI CO Trunk	TN2464
Digital BRI Trunk	> TN2185
Digital Converter PRI-DASS	n/a
Digital Converter PRI-DPNSS	n/a
Digital Converter PRI-BRI	
8 Port Analog Line	TN746B
16 Port Analog Line	TN791 TN746B
24 Port Analog Line	TN2793

Continued on next page

Table 62. Recommended and Available CPs in Vietnam

Equipment	Equipment Type
4 Wire Digital Line	> TN754B
2 Wire Digital Line	#TN2214 > TN2181
Data Line	> TN726B
BRI-U Line	
BRI-ST Line	TN556B