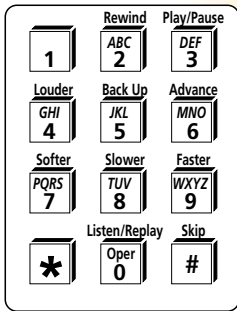


PLAY-BACK CONTROLS



Press 3 to pause and 3 again to continue.

© Copyright 2000 Avaya Inc. All rights reserved. All trademarks identified by ® and ™ are registered trademarks or trademarks respectively of Avaya Inc. All other trademarks are the properties of their respective owners.
Printed in the U.S.A.

01/2001
Doc. #: 585-313-722ENB
Issue: 1


Quick Check

INTUITY™ AUDIX® MESSAGING WALLET CARD


ACTIVITY MENU

Record and send messages 

(record, edit, address, deliver)

Get and respond to messages 

(retrieve, sort/save, respond)

Create personal greetings 


(record, edit, activate)

Check outgoing messages 


(retrieve, sort/save,
review/modify, re-send)

Change password/create lists/personal directories 

(create, review/modify, scan)

Set out-calling options 

(call yourself when away, or
when you have messages)

Scan messages quickly 

(and/or headers)



BASIC COMMANDS

Help * 4 or * H

Restart at activity menu * 7 or * R

Wait * 9 or * W

Un-delete (may not be available with your system) * * 8 or * * U

Hold message in category * * 4 or * * H

Log in again * * 7 or * * R

Skip call answer greeting 1

Transfer to an extension * 8 or * T

Look up name/extension * * 6 or * * N

Exit system * * 9 or * * X

Transfer call to operator * O

Delete * 3 or * D

Use while addressing:

Alternate addressing (switch between name/extension) * 2 or * A

Use mailing list * 5 or * L